



Start: 2023-06-07

End: 2023-06-13

Times: 0:00-23:59

Violation Threshold: Speed Limit + 10

Speed Range: 1 to 150

Overall Summary

Total Days of Data: 7

Speed Limit: 35

Average Speed: 36.36

50th Percentile Speed: 36.66

85th Percentile Speed: 40.82

Pace Speed Range: 32-42

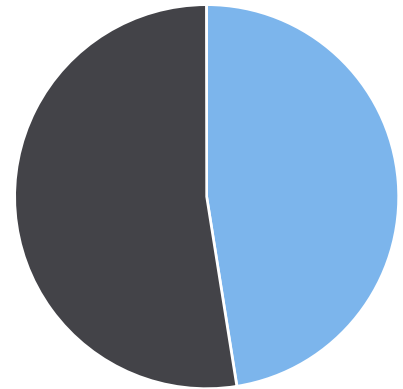
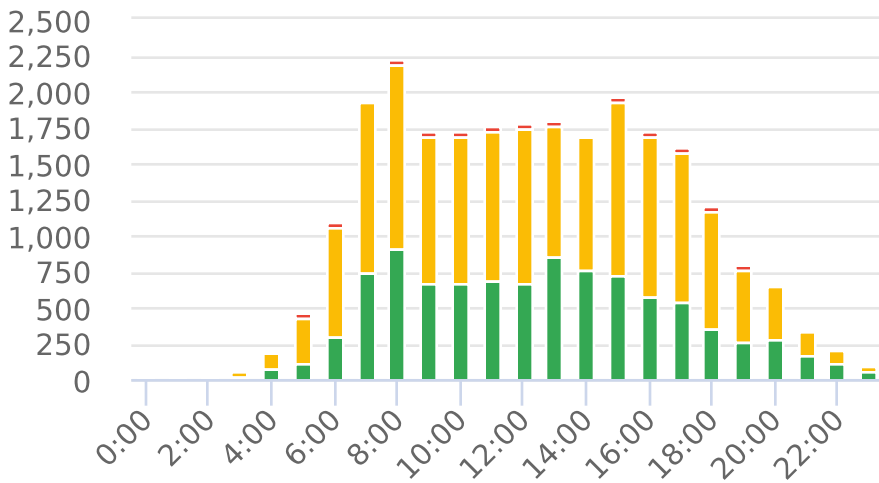
Minimum Speed: 5

Maximum Speed: 67

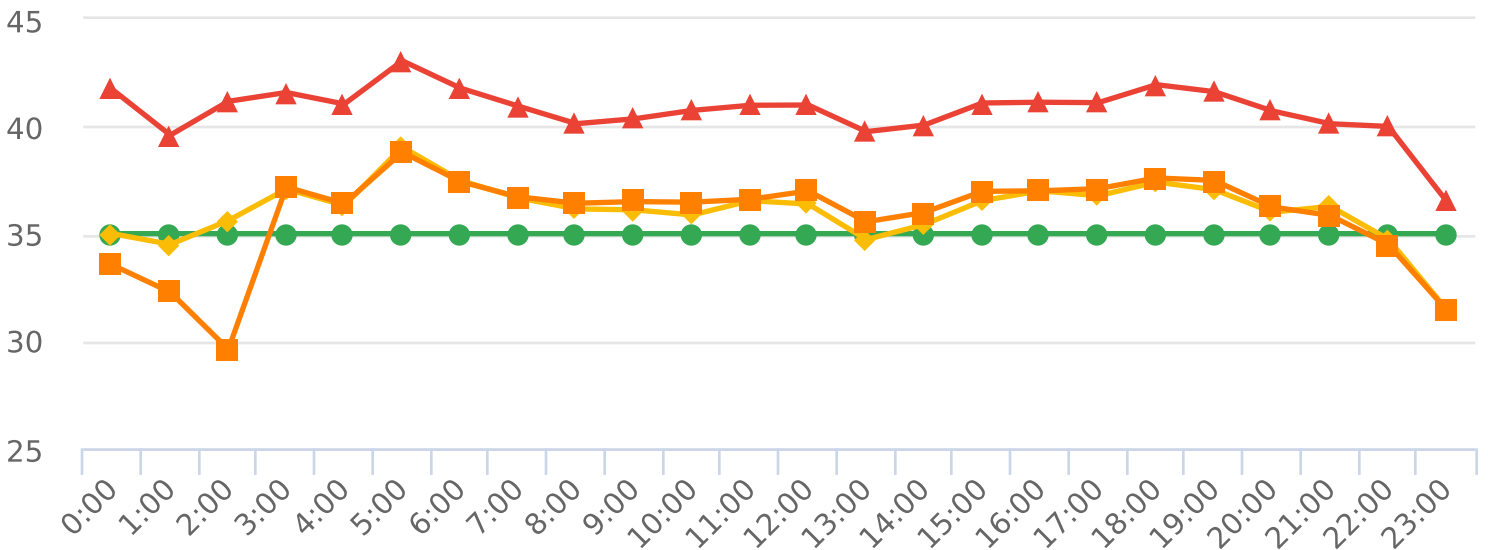
Display Mode: Dependent Messages

Average Volume per Day: 3591.7

Total Volume: 25142



● **Violators**
 ● **Inside Threshold**
 ● **Compliant**
 ● **Vehicles Slowed**
 ● **Other**



● **Speed Limit**
 ◆ **Average Speed**
 ■ **50% Speed**
 ▲ **85% Speed**



Extended Speed Summary

Main St; 240, SB

Start: 2023-06-07

End: 2023-06-13

Times: 0:00-23:59

Violation Threshold: Speed Limit + 10

Speed Range: 1 to 150

Time	Sign Mode	Speed Limit	Total # Vehicles	Total # Violator	% Violator	Avg # Vehicles	Avg # Violators	Min Speed	Max Speed	Avg Speed	50% Speed	85% Speed	Sign Effectiveness
0:00	Dependent Messages	35	46	5	10.9%	6.6	0.7	7	63	35.0	33.5	41.7	41.2%
1:00	Dependent Messages	35	22	1	4.5%	3.1	0.1	12	48	34.5	32.3	39.6	31.9%
2:00	Dependent Messages	35	18	4	22.2%	2.6	0.6	7	52	35.6	29.6	41.2	44.4%
3:00	Dependent Messages	35	52	4	7.7%	7.4	0.6	6	59	37.1	37.2	41.6	50.2%
4:00	Dependent Messages	35	202	9	4.5%	28.9	1.3	7	52	36.3	36.4	41.0	36.6%
5:00	Dependent Messages	35	465	36	7.7%	66.4	5.1	7	57	39.0	38.8	43.1	36.3%
6:00	Dependent Messages	35	1089	31	2.8%	155.6	4.4	5	52	37.5	37.4	41.8	46.4%
7:00	Dependent Messages	35	1951	31	1.6%	278.7	4.4	6	53	36.7	36.7	40.9	50.0%
8:00	Dependent Messages	35	2221	28	1.3%	317.3	4.0	5	52	36.2	36.4	40.1	50.5%
9:00	Dependent Messages	35	1720	30	1.7%	245.7	4.3	5	51	36.1	36.5	40.4	46.3%
10:00	Dependent Messages	35	1713	37	2.2%	244.7	5.3	5	64	35.9	36.5	40.7	49.0%
11:00	Dependent Messages	35	1765	36	2.0%	252.1	5.1	5	57	36.5	36.6	41.0	49.9%
12:00	Dependent Messages	35	1779	31	1.7%	254.1	4.4	5	51	36.4	37.0	41.0	50.6%
13:00	Dependent Messages	35	1788	29	1.6%	255.4	4.1	5	55	34.7	35.6	39.8	43.4%
14:00	Dependent Messages	35	1706	23	1.3%	243.7	3.3	5	56	35.4	36.0	40.1	45.2%
15:00	Dependent Messages	35	1964	41	2.1%	280.6	5.9	5	55	36.5	37.0	41.1	48.7%
16:00	Dependent Messages	35	1730	38	2.2%	247.1	5.4	6	57	37.0	37.0	41.1	48.9%
17:00	Dependent Messages	35	1615	36	2.2%	230.7	5.1	5	53	36.8	37.1	41.1	48.4%
18:00	Dependent Messages	35	1205	36	3.0%	172.1	5.1	5	54	37.4	37.6	41.9	45.1%
19:00	Dependent Messages	35	790	29	3.7%	112.9	4.1	5	67	37.1	37.5	41.6	45.2%
20:00	Dependent Messages	35	665	16	2.4%	95.0	2.3	5	66	36.0	36.2	40.7	44.3%
21:00	Dependent Messages	35	343	7	2.0%	49.0	1.0	13	66	36.3	35.8	40.1	45.0%
22:00	Dependent Messages	35	202	4	2.0%	28.9	0.6	7	48	34.7	34.5	40.0	43.1%
23:00	Dependent Messages	35	91	3	3.3%	13.0	0.4	6	48	31.5	31.5	36.5	52.6%
Total Volumes/ Avg			25142	545	2.2%	3591.7	77.6	5	67	36.1	35.9	40.8	45.5%
Total/Avg w/o Feedback			0	0	0	0.0	0.0	n/a	n/a	n/a	n/a	n/a	n/a
Total/Avg w/ Feedback			25142	545	2.2%	3591.7	77.6	5	67	36.1	35.9	40.8	45.5%