

Generated by Charles Rumsey from Town of Cumberland (ME) on Jul 27, 2020 at 9:45:17 AM

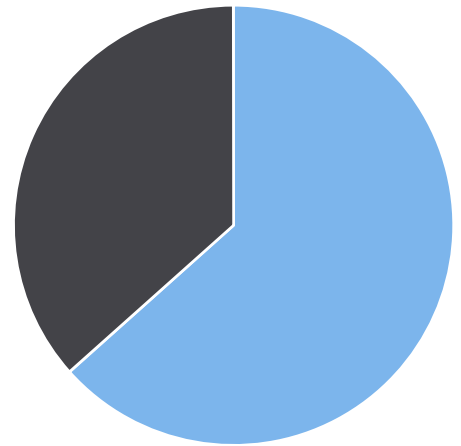
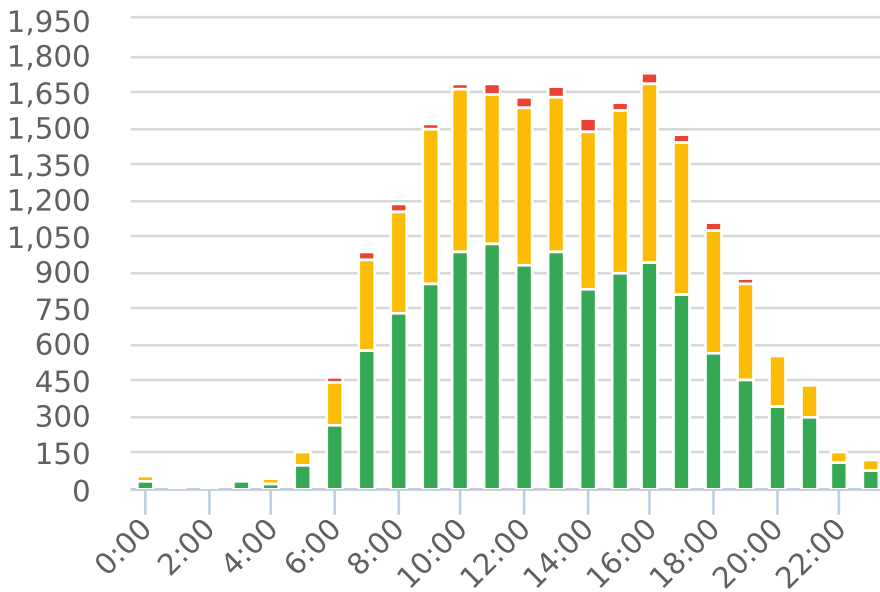


Time of Day: 0:00 to 23:59  
 Dates: 7/14/2020 to 7/20/2020

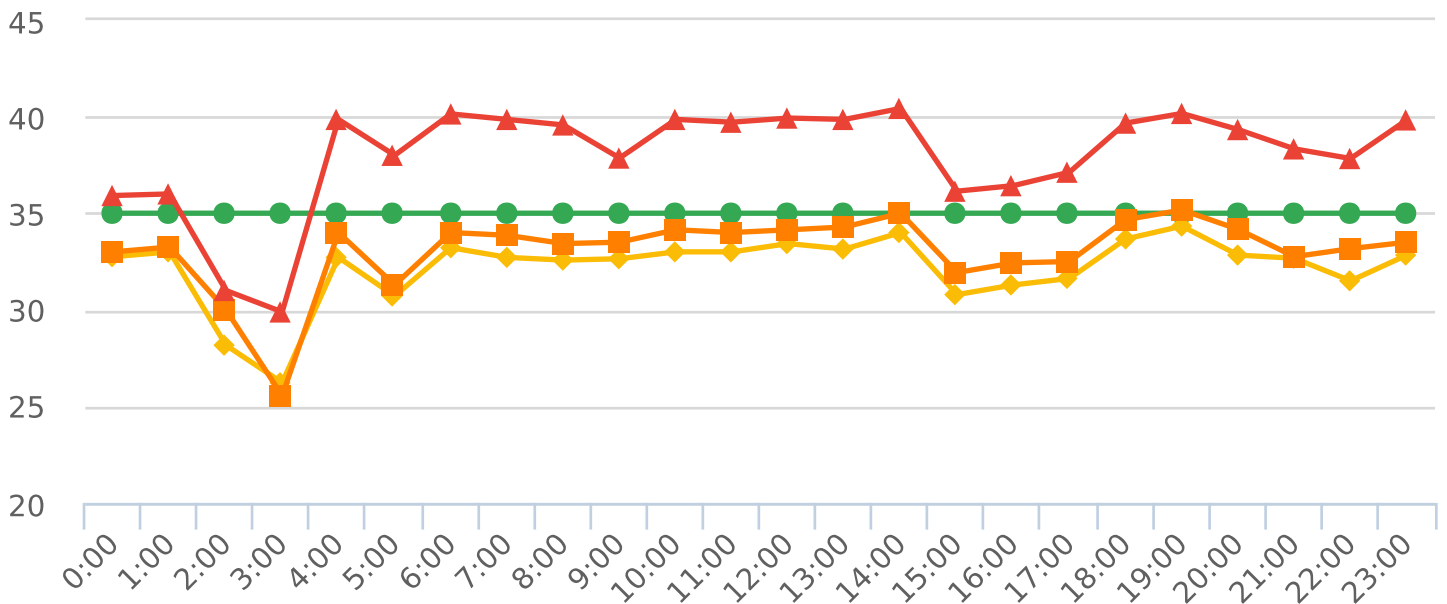
Site: 232 Foreside Road, NB

## Overall Summary

Total Days of Data: 7	Minimum Speed: 10
Speed Limit: 35	Maximum Speed: 62
Average Speed: 32.2	Display Status: Dependent Messages
50th Percentile Speed: 33.07	Average Volume per Day: 2966.0
85th Percentile Speed: 38.03	Total Volume: 20762
Pace Speed Range: 29-39	



■ Violators   
 ■ Inside Threshold   
 ■ Compliant   
 ■ Vehicles Slowed   
 ■ Other



● Speed Limit   
 ◆ Average Speed   
 ■ 50% Speed   
 ▲ 85% Speed



# Extended Speed Summary Report

Generated by Charles Rumsey from Town of Cumberland (ME) on Jul 27, 2020 at 9:45:17 AM

Time of Day: 0:00 to 23:59

Site: 232 Foreside Road, NB

Dates: 7/14/2020 to 7/20/2020

Hours	Sign Mode	Speed Limit	Total # Vehicles	Total # Violator	% Violator	Avg # Vehicles	Avg # Violator	Min Speed	Max Speed	Avg Speed	50% Speed	85% Speed	Sign Effectiveness
0:00	Dependent Messages	35	51	0	0.0 %	7.3	0.0	11	42	32.8	33.0	35.9	58.8 %
1:00	Dependent Messages	35	17	0	0.0 %	4.3	0.0	11	41	33.0	33.3	36.0	78.5 %
2:00	Dependent Messages	35	14	0	0.0 %	2.3	0.0	14	43	28.2	30.0	31.0	33.3 %
3:00	Dependent Messages	35	34	0	0.0 %	4.9	0.0	10	40	26.2	25.6	29.9	54.6 %
4:00	Dependent Messages	35	45	2	4.4 %	6.4	0.3	11	47	32.7	34.0	39.9	44.6 %
5:00	Dependent Messages	35	160	6	3.8 %	22.9	0.9	10	56	30.7	31.3	38.0	77.3 %
6:00	Dependent Messages	35	463	25	5.4 %	66.1	3.6	10	56	33.2	34.0	40.1	67.9 %
7:00	Dependent Messages	35	981	26	2.7 %	140.1	3.7	10	53	32.7	33.9	39.9	67.9 %
8:00	Dependent Messages	35	1185	33	2.8 %	169.3	4.7	10	54	32.6	33.4	39.6	65.1 %
9:00	Dependent Messages	35	1521	21	1.4 %	217.3	3.0	10	51	32.6	33.5	37.9	66.2 %
10:00	Dependent Messages	35	1688	27	1.6 %	241.1	3.9	10	60	33.0	34.1	39.9	65.7 %
11:00	Dependent Messages	35	1681	43	2.6 %	240.1	6.1	10	56	33.0	34.0	39.7	63.1 %
12:00	Dependent Messages	35	1625	43	2.6 %	232.1	6.1	10	62	33.4	34.1	39.9	66.9 %
13:00	Dependent Messages	35	1676	46	2.7 %	239.4	6.6	10	59	33.1	34.3	39.9	65.1 %
14:00	Dependent Messages	35	1535	55	3.6 %	219.3	7.9	10	58	34.0	35.0	40.4	65.6 %
15:00	Dependent Messages	35	1604	31	1.9 %	229.1	4.4	10	55	30.8	31.9	36.1	71.0 %
16:00	Dependent Messages	35	1725	37	2.1 %	246.4	5.3	10	53	31.3	32.4	36.4	66.0 %
17:00	Dependent Messages	35	1479	36	2.4 %	211.3	5.1	10	53	31.6	32.5	37.1	61.0 %
18:00	Dependent Messages	35	1107	31	2.8 %	184.5	5.2	10	53	33.7	34.7	39.7	63.0 %
19:00	Dependent Messages	35	879	28	3.2 %	146.5	4.7	10	60	34.3	35.2	40.2	65.5 %
20:00	Dependent Messages	35	569	11	1.9 %	94.8	1.8	10	53	32.8	34.2	39.3	66.3 %
21:00	Dependent Messages	35	438	11	2.5 %	73.0	1.8	10	56	32.7	32.8	38.3	65.3 %
22:00	Dependent Messages	35	158	5	3.2 %	26.3	0.8	10	52	31.5	33.2	37.8	60.8 %
23:00	Dependent Messages	35	127	2	1.6 %	21.2	0.3	10	50	32.8	33.5	39.8	61.2 %
<b>Total Vol/</b>	<b>Avg Speeds</b>		20762	519	2.3 %	3046.2	76.2	10	62	32.2	33.1	38.0	63.4 %
<b>Total/Avg</b>	<b>w/o Feedback</b>		0	0	0.0 %	0.0	0.0	0	0	0.0	0.0	0.0	0.0 %
<b>Total/Avg</b>	<b>w/ Feedback</b>		20762	519	2.3 %	3046.2	76.2	10	62	32.2	33.1	38.0	63.4 %