



Start: 2023-05-30

End: 2023-06-05

Times: 0:00-23:59

Violation Threshold: Speed Limit + 10

Speed Range: 1 to 150

Overall Summary

Total Days of Data: 7

Speed Limit: 25

Average Speed: 17.83

50th Percentile Speed: 17.98

85th Percentile Speed: 22.46

Pace Speed Range: 14-24

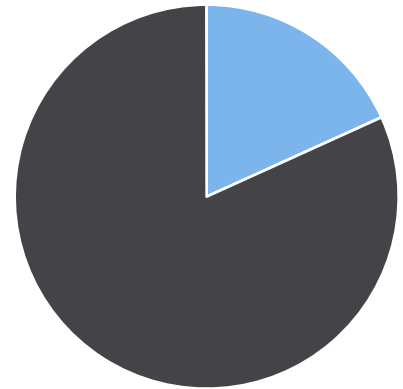
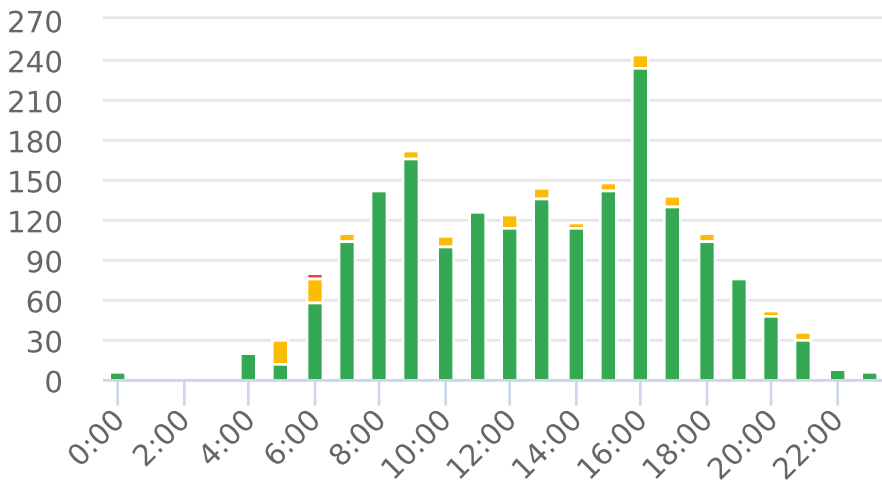
Minimum Speed: 5

Maximum Speed: 44

Display Mode: Dependent Messages, Single

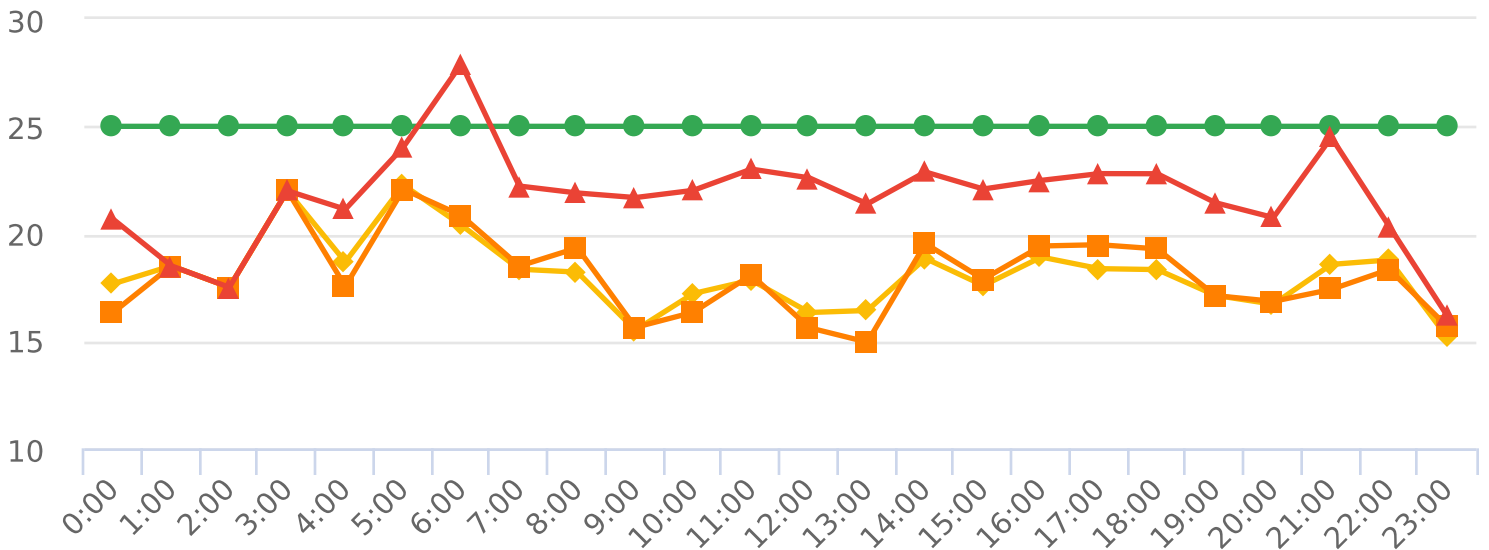
Average Volume per Day: 289.4

Total Volume: 2026



● Violators ● Inside Threshold ● Compliant

● Vehicles Slowed
● Other



● Speed Limit ● Average Speed ● 50% Speed ● 85% Speed



Extended Speed Summary

317 Tuttle Rd , WB

Start: 2023-05-30

End: 2023-06-05

Times: 0:00-23:59

Violation Threshold: Speed Limit + 10

Speed Range: 1 to 150

| Time | Sign Mode | Speed Limit | Total # Vehicles | Total # Violator | % Violator | Avg # Vehicles | Avg # Violators | Min Speed | Max Speed | Avg Speed | 50% Speed | 85% Speed | Sign Effectiveness |
|-------|------------------------------------|-------------|------------------|------------------|------------|----------------|-----------------|-----------|-----------|-----------|-----------|-----------|--------------------|
| 0:00 | Single Message, Dependent Messages | 25 | 9 | 1 | 11.1% | 1.3 | 0.1 | 6 | 44 | 17.7 | 16.3 | 20.7 | 77.9% |
| 1:00 | Dependent Messages, Single Message | 25 | 2 | 0 | 0.0% | 0.3 | 0.0 | 6 | 31 | 18.5 | 18.5 | 18.5 | 0.0% |
| 2:00 | Single Message, Dependent Messages | 25 | 2 | 0 | 0.0% | 0.3 | 0.0 | 9 | 26 | 17.5 | 17.5 | 17.5 | 0.0% |
| 3:00 | Dependent Messages, Single Message | 25 | 4 | 0 | 0.0% | 0.6 | 0.0 | 20 | 26 | 22.0 | 22.0 | 22.0 | 0.0% |
| 4:00 | Dependent Messages, Single Message | 25 | 22 | 0 | 0.0% | 3.1 | 0.0 | 6 | 35 | 18.7 | 17.5 | 21.1 | 27.3% |
| 5:00 | Dependent Messages | 25 | 30 | 0 | 0.0% | 4.3 | 0.0 | 6 | 34 | 22.3 | 22.1 | 24.0 | 56.7% |
| 6:00 | Dependent Messages | 25 | 80 | 3 | 3.8% | 11.4 | 0.4 | 5 | 38 | 20.4 | 20.9 | 27.9 | 30.1% |
| 7:00 | Dependent Messages | 25 | 110 | 0 | 0.0% | 15.7 | 0.0 | 5 | 32 | 18.3 | 18.5 | 22.2 | 16.4% |
| 8:00 | Dependent Messages | 25 | 144 | 0 | 0.0% | 20.6 | 0.0 | 5 | 28 | 18.2 | 19.3 | 21.9 | 16.0% |
| 9:00 | Dependent Messages | 25 | 173 | 0 | 0.0% | 24.7 | 0.0 | 5 | 28 | 15.5 | 15.6 | 21.7 | 17.9% |
| 10:00 | Dependent Messages | 25 | 109 | 0 | 0.0% | 15.6 | 0.0 | 5 | 31 | 17.2 | 16.3 | 22.0 | 19.2% |
| 11:00 | Dependent Messages | 25 | 128 | 0 | 0.0% | 18.3 | 0.0 | 5 | 28 | 17.8 | 18.1 | 23.0 | 16.6% |
| 12:00 | Dependent Messages | 25 | 125 | 0 | 0.0% | 17.9 | 0.0 | 5 | 31 | 16.3 | 15.6 | 22.6 | 20.8% |
| 13:00 | Dependent Messages | 25 | 145 | 0 | 0.0% | 20.7 | 0.0 | 5 | 29 | 16.4 | 14.9 | 21.4 | 18.8% |
| 14:00 | Dependent Messages | 25 | 119 | 0 | 0.0% | 17.0 | 0.0 | 5 | 32 | 18.8 | 19.5 | 22.9 | 18.3% |
| 15:00 | Dependent Messages | 25 | 149 | 0 | 0.0% | 21.3 | 0.0 | 5 | 28 | 17.6 | 17.9 | 22.1 | 13.0% |
| 16:00 | Dependent Messages | 25 | 244 | 0 | 0.0% | 34.9 | 0.0 | 5 | 33 | 18.9 | 19.4 | 22.5 | 12.7% |
| 17:00 | Dependent Messages | 25 | 138 | 0 | 0.0% | 19.7 | 0.0 | 5 | 31 | 18.4 | 19.5 | 22.8 | 14.4% |
| 18:00 | Dependent Messages | 25 | 110 | 0 | 0.0% | 15.7 | 0.0 | 5 | 29 | 18.3 | 19.3 | 22.8 | 10.9% |
| 19:00 | Dependent Messages | 25 | 79 | 0 | 0.0% | 11.3 | 0.0 | 5 | 33 | 17.1 | 17.1 | 21.4 | 15.3% |
| 20:00 | Dependent Messages | 25 | 52 | 0 | 0.0% | 7.4 | 0.0 | 5 | 28 | 16.7 | 16.8 | 20.8 | 26.9% |
| 21:00 | Dependent Messages | 25 | 37 | 1 | 2.7% | 5.3 | 0.1 | 5 | 43 | 18.6 | 17.4 | 24.5 | 32.4% |
| 22:00 | Dependent Messages | 25 | 9 | 0 | 0.0% | 1.3 | 0.0 | 8 | 31 | 18.8 | 18.3 | 20.3 | 44.3% |
| 23:00 | Dependent Messages | 25 | 6 | 0 | 0.0% | 0.9 | 0.0 | 6 | 22 | 15.2 | 15.7 | 16.2 | 16.7% |



Extended Speed Summary

317 Tuttle Rd , WB

Start: 2023-05-30

End: 2023-06-05

Times: 0:00-23:59

Violation Threshold: Speed Limit + 10

Speed Range: 1 to 150

| | | | | | | | | | | | |
|-------------------------------|-------------|----------|-------------|--------------|------------|------------|------------|-------------|-------------|-------------|--------------|
| Total Volumes/ Avg | 2026 | 5 | 0.2% | 289.4 | 0.6 | 5 | 44 | 18.1 | 18.1 | 21.8 | 21.8% |
| Total/Avg w/o Feedback | 0 | 0 | 0 | 0.0 | 0.0 | n/a | n/a | n/a | n/a | n/a | n/a |
| Total/Avg w/ Feedback | 2026 | 5 | 0.2% | 289.4 | 0.6 | 5 | 44 | 18.1 | 18.1 | 21.8 | 21.8% |