

# SANITARY SEWER SERVICE LOCATION

Town, City of: Cumberland

Date Installed 5-26-83

Street Longview

Type, Size of Service Pipe 6" P.V.C.

Dwelling No. #2

Connection at Sewer Main TEE

Occupant \_\_\_\_\_

Depth, End of Service Pipe 7'

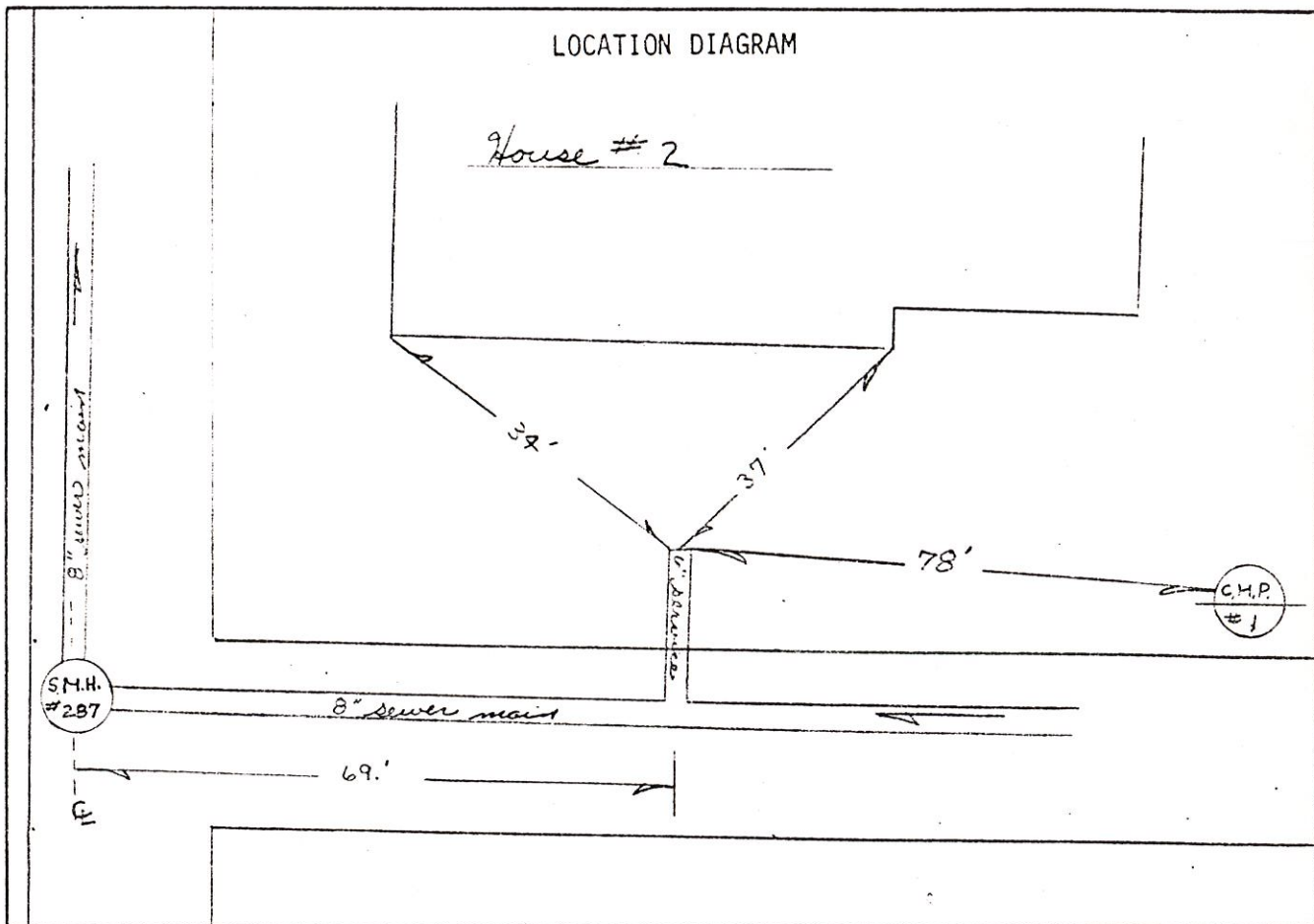
Owner MERRITT WRIGHT

Length of Service Pipe Laid 20'

C-5-C927

Measured, Located By R.B. C.B.T.

Project Contractor R.D. Grandin & Sons



Remarks:

\_\_\_\_\_

\_\_\_\_\_

\_\_\_\_\_

\_\_\_\_\_

\_\_\_\_\_

# SANITARY SEWER SERVICE LOCATION

Town, City of: Cumberland

Date Installed 5-26-83

Street Longview Street

Type, Size of Service Pipe 6" PVC

Dwelling No. #3

Connection at Sewer Main TEE

Occupant \_\_\_\_\_

Depth, End of Service Pipe 6'

Owner G.W. CLARK

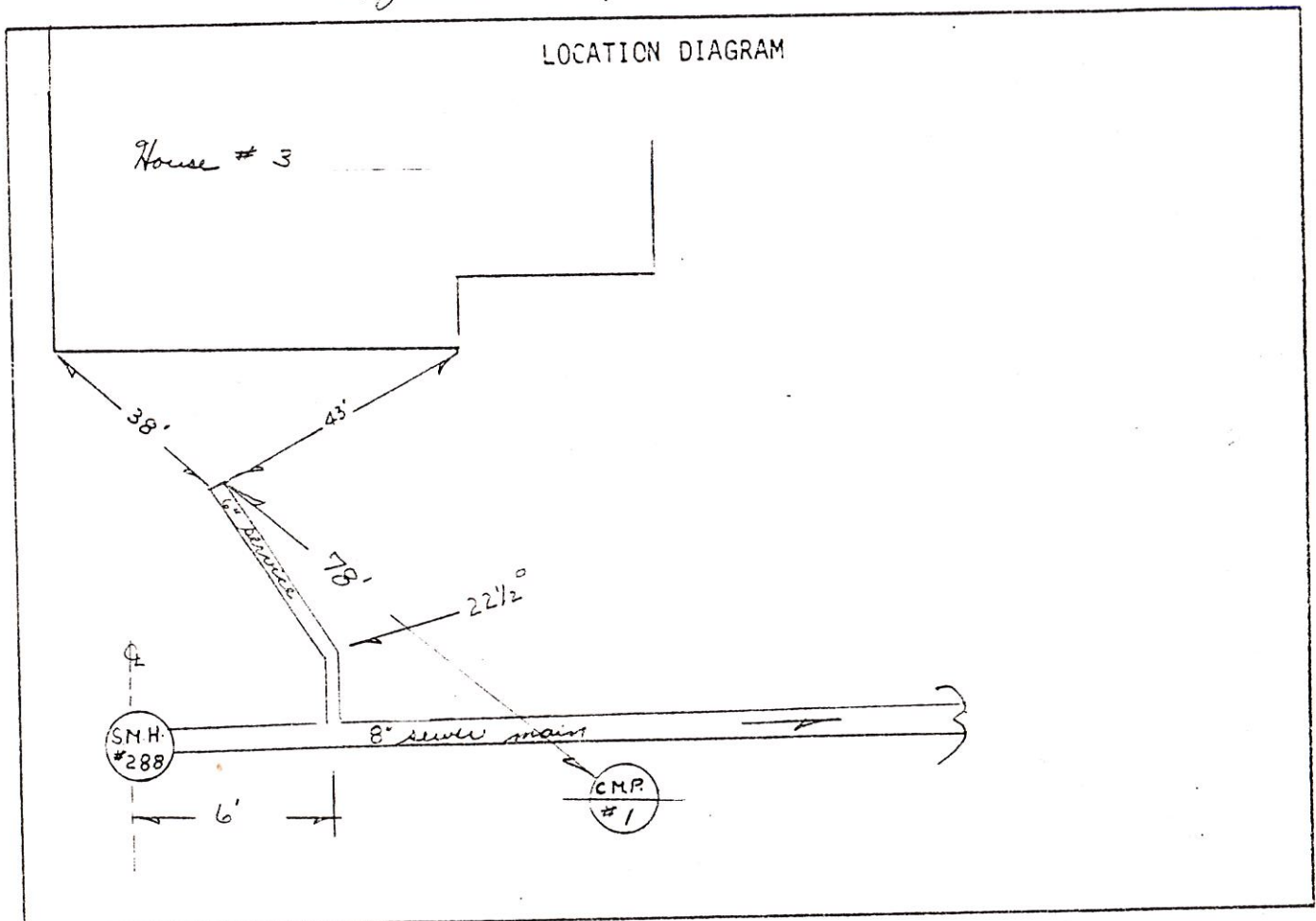
Length of Service Pipe Laid 26'

C-5-C928

Measured, Located By R.P.C.R.T.

Project Contractor P.J. Grondin & Sons

## LOCATION DIAGRAM



Remarks:

\_\_\_\_\_

\_\_\_\_\_

\_\_\_\_\_

\_\_\_\_\_

\_\_\_\_\_

# SANITARY SEWER SERVICE LOCATION

Town, City of: Cumberland

Date Installed 5-26-63

Street Longview

Type, Size of Service Pipe 6" P.V.C.

Dwelling No. #4

Connection at Sewer Main TEE

Occupant \_\_\_\_\_

Depth, End of Service Pipe 5.5'

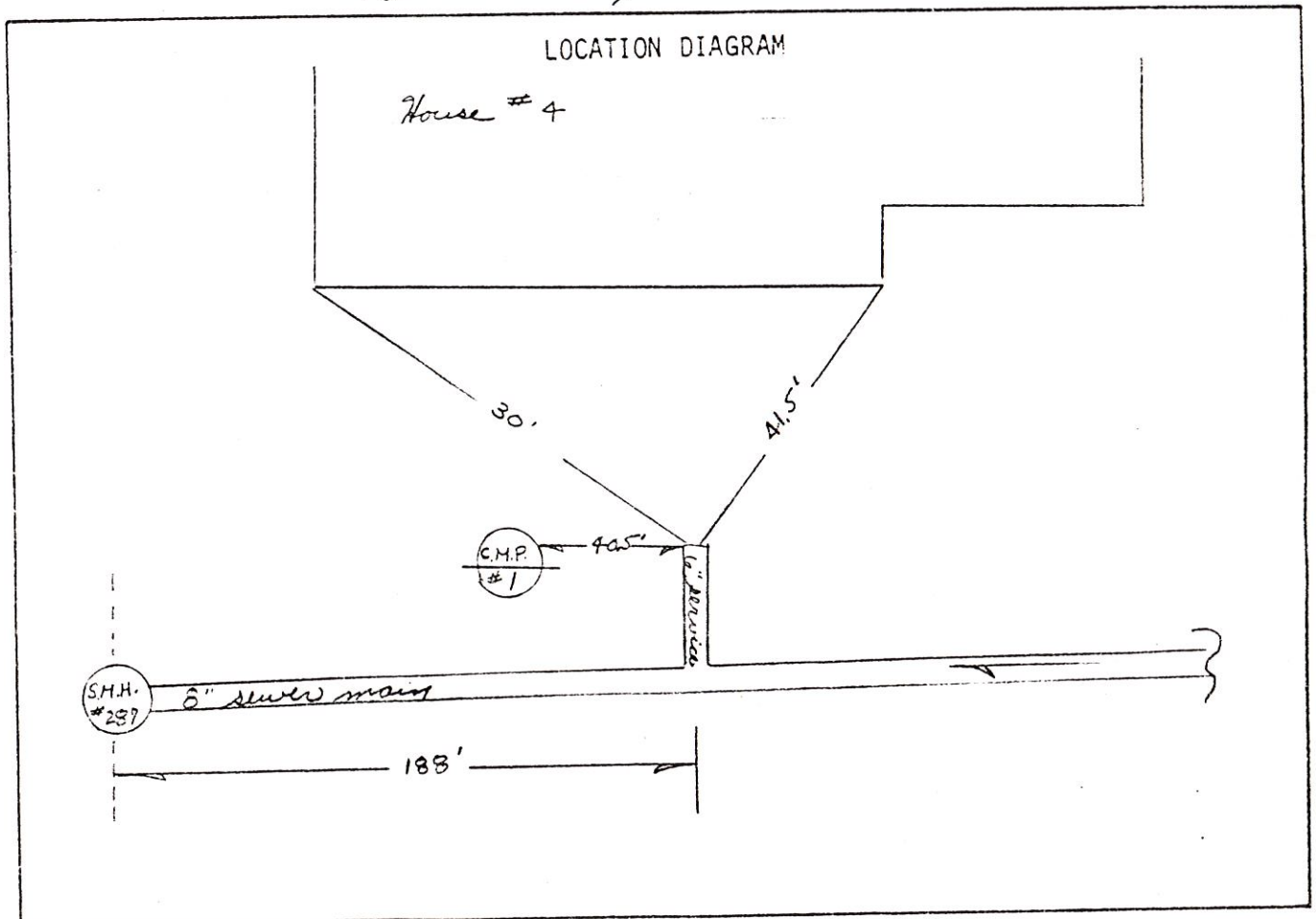
Owner JOHN PORTER

Length of Service Pipe Laid 20'

C-5-C929

Measured, Located By R.P.C. & T.

Project Contractor R.D. Grondin & Sons



Remarks:

\_\_\_\_\_

\_\_\_\_\_

\_\_\_\_\_

\_\_\_\_\_

\_\_\_\_\_



# SANITARY SEWER SERVICE LOCATION

Town, City of: Cumberland

Date Installed 5-25-82

Street Longview Street

Type, Size of Service Pipe \_\_\_\_\_

Dwelling No. S.M.H. #288

Connection at Sewer Main \_\_\_\_\_

Occupant \_\_\_\_\_

Depth, End of Service Pipe \_\_\_\_\_

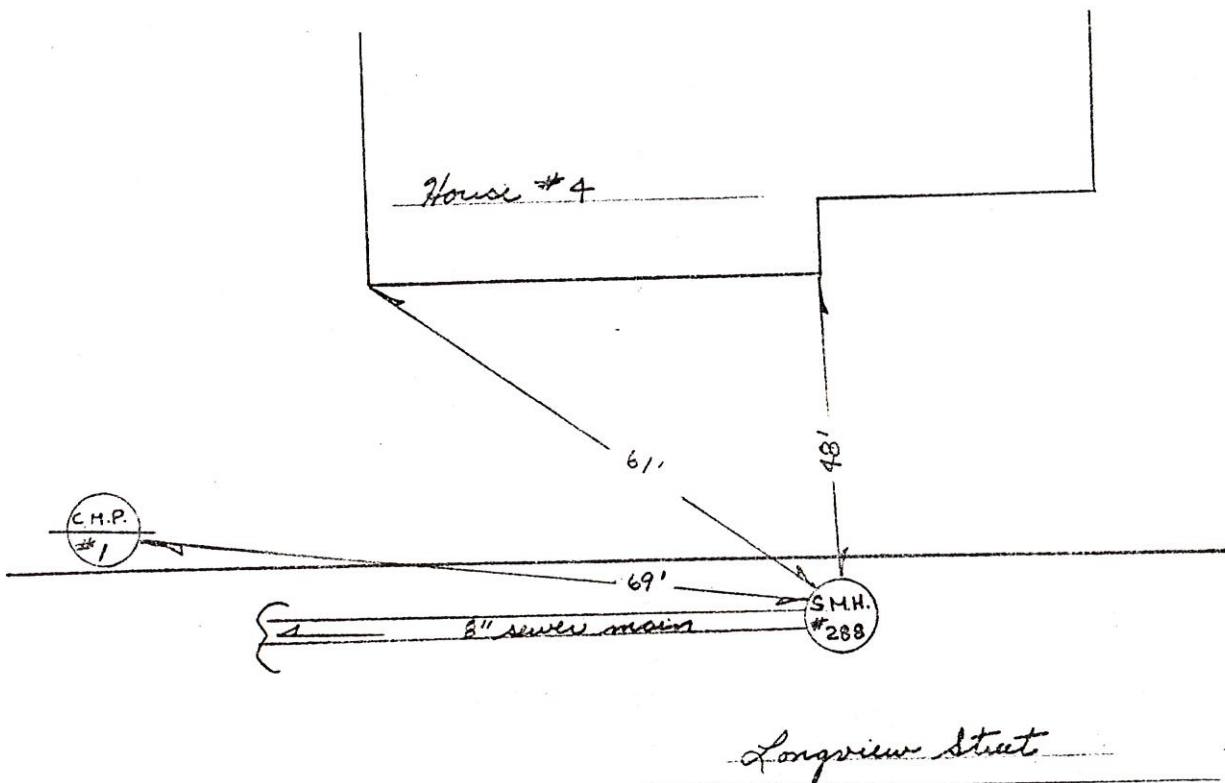
Owner \_\_\_\_\_

Length of Service Pipe Laid \_\_\_\_\_

Measured, Located By R.P. & P.T.

Project Contractor R.J. Harding & Sons

## LOCATION DIAGRAM



Remarks:

\_\_\_\_\_

\_\_\_\_\_

\_\_\_\_\_

\_\_\_\_\_

\_\_\_\_\_

# SANITARY SEWER SERVICE LOCATION

Town, City of: Cumberland

Date Installed 5-25-83

Street Longview Street

Type, Size of Service Pipe \_\_\_\_\_

Dwelling No. S.M.H. #288

Connection at Sewer Main \_\_\_\_\_

Occupant \_\_\_\_\_

Depth, End of Service Pipe \_\_\_\_\_

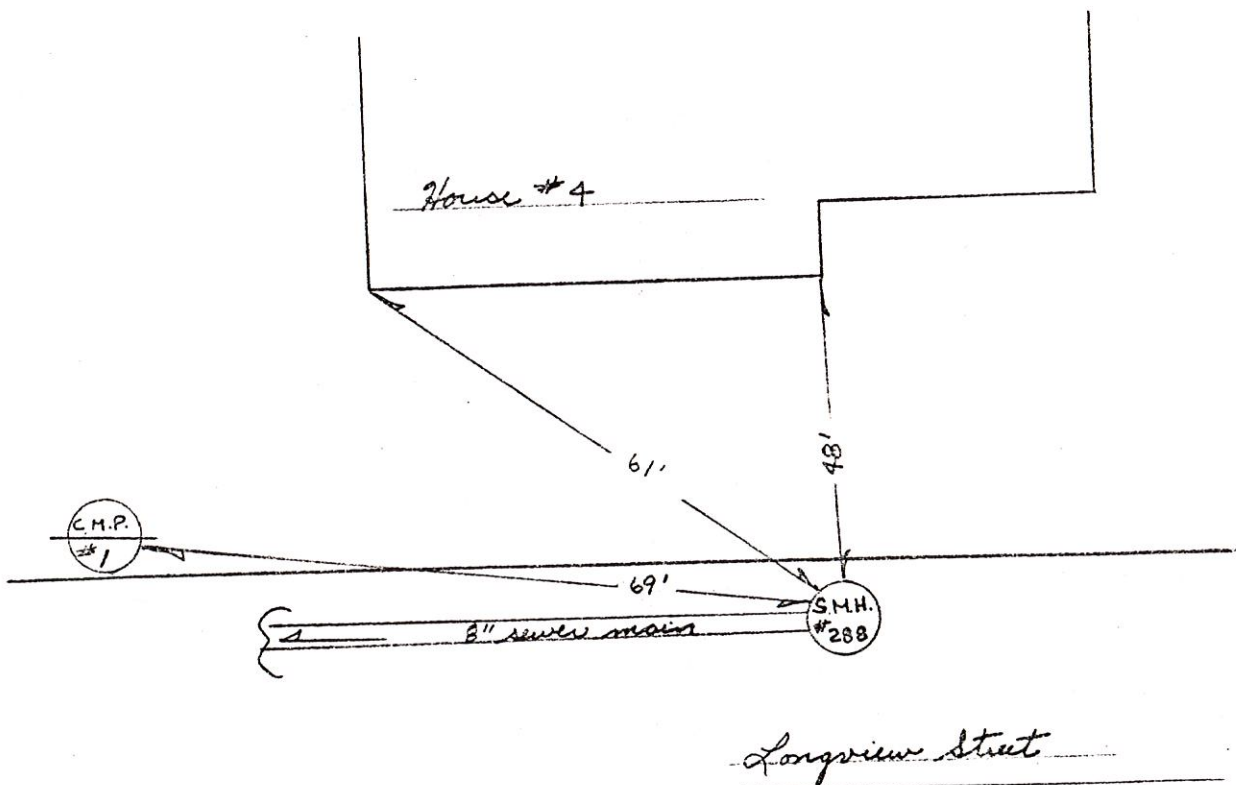
Owner \_\_\_\_\_

Length of Service Pipe Laid \_\_\_\_\_

Measured, Located By R.B. & A.T.

Project Contractor R.J. Harding & Sons

LOCATION DIAGRAM



Remarks:

\_\_\_\_\_

\_\_\_\_\_

\_\_\_\_\_

\_\_\_\_\_

\_\_\_\_\_