

SANITARY SEWER SERVICE LOCATION

Town, City of: CUMBERLAND

Date Installed OCT. 17, 1983

Street RT 88

Type, Size of Service Pipe 6" PVC

Dwelling No. 1 LANTERN LANE

Connection at Sewer Main MH2+58'

Occupant _____

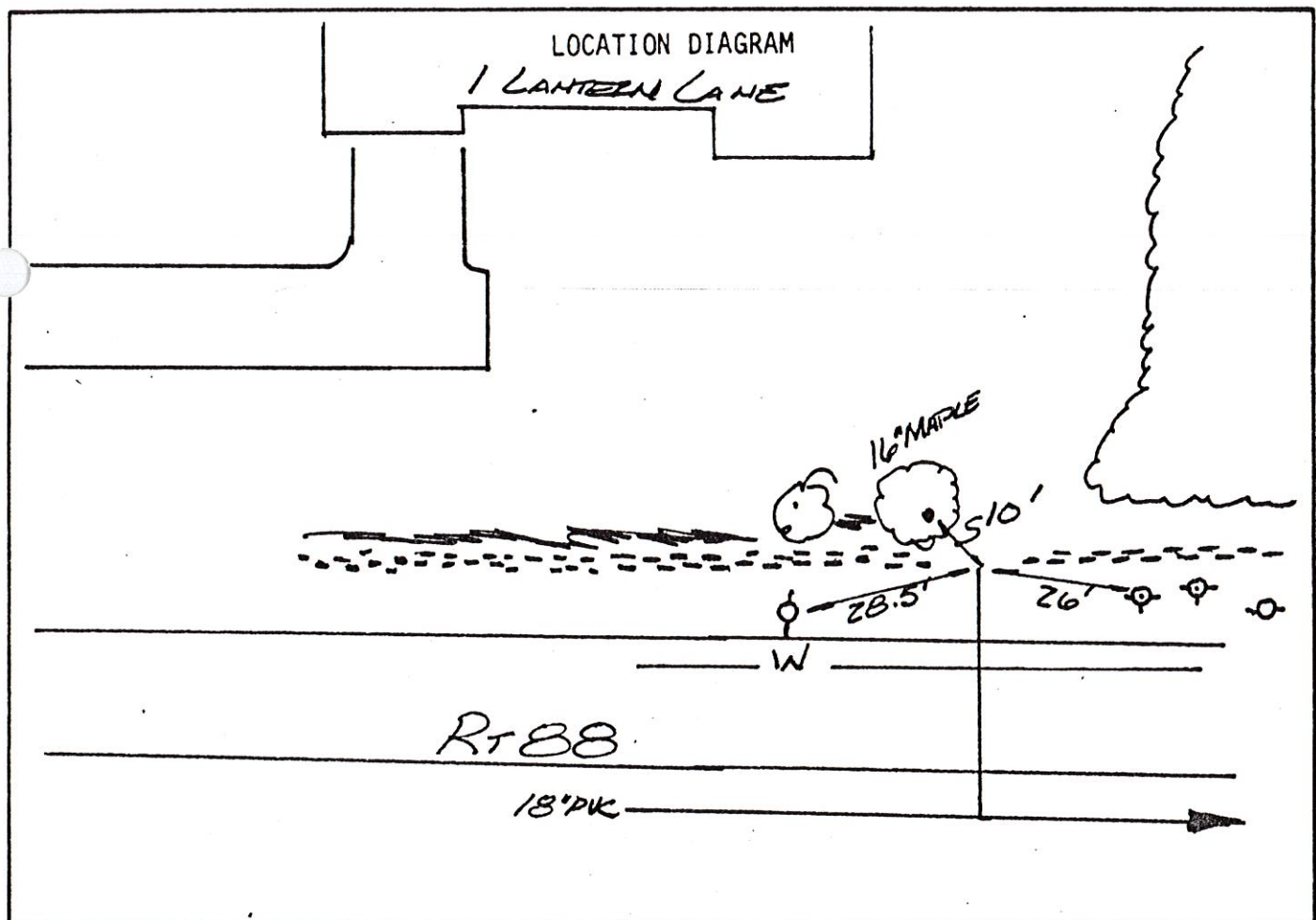
Depth, End of Service Pipe 4'

Owner _____

Length of Service Pipe Laid 47.5'

Measured, Located By _____

Project Contractor S.E. MACMILLAN



Remarks: 6" PVC GOES OVER WATER MAIN.

SANITARY SEWER SERVICE LOCATION

Town, City of: Cumberland

☐ Installed _____

Type, Size of Service Pipe 6" PVC

Connection at Sewer Main WYE

Depth, End of Service Pipe _____

Length of Service Pipe Laid _____

Measured, Located By _____

Street Rt 88

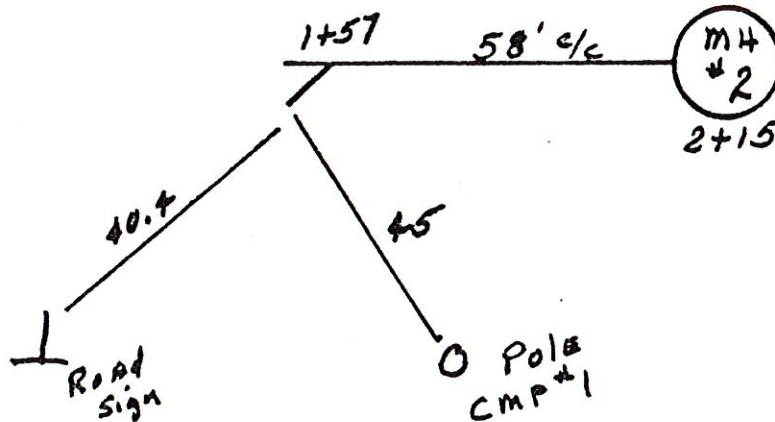
Dwelling No. #1 Lanteru Lane

Occupant _____

Owner _____

Project Contractor S. E. MacMillan

LOCATION DIAGRAM



Remarks:

SANITARY SEWER SERVICE LOCATION

Town, City of: CUMBERLAND

Date Installed OCT. 17, 1983

Street RT 88

Type, Size of Service Pipe 6" PVC

Dwelling No. 2 LANTERN LANE

Connection at Sewer Main MHZ + 249'

Occupant _____

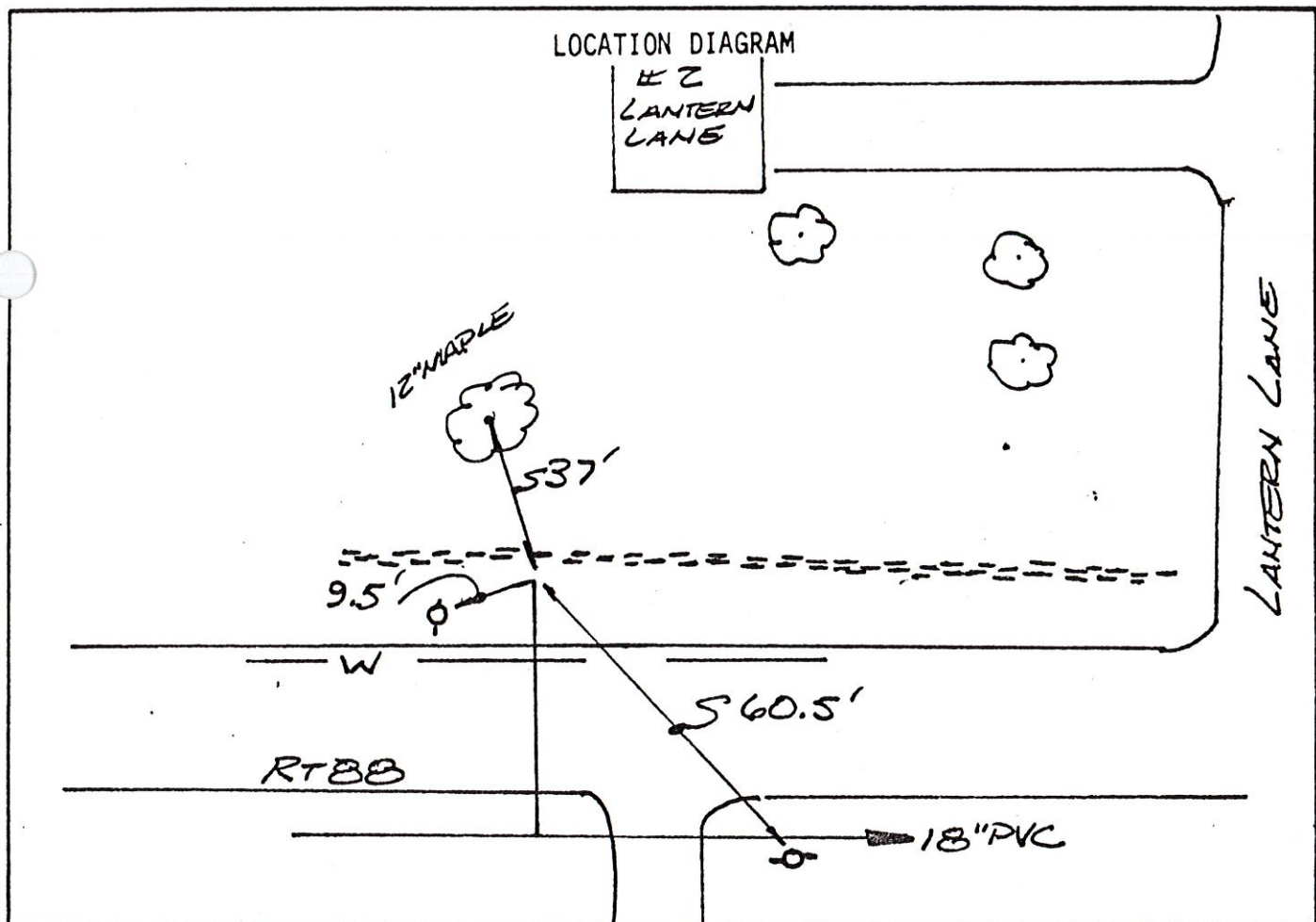
Depth, End of Service Pipe 4'

Owner _____

Length of Service Pipe Laid 45.5'

Measured, Located By _____

Project Contractor S.E. MACMILLAN



Remarks: 6" PVC GOES OVER WATER MAIN.

SANITARY SEWER SERVICE LOCATION

Town, City of: Cumberland

Installed _____

Street Rt 88

Type, Size of Service Pipe 6" PVC

Dwelling No. #2 Lantern Lane

Connection at Sewer Main TEE (7')

Occupant _____

Depth, End of Service Pipe _____

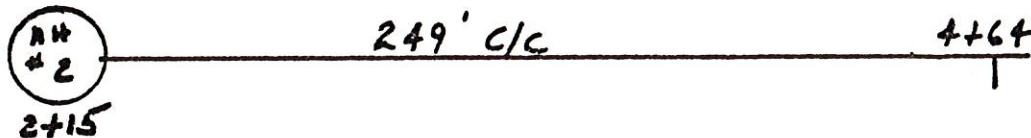
Owner _____

Length of Service Pipe Laid _____

Measured, Located By _____

Project Contractor _____

LOCATION DIAGRAM



Remarks: