

SANITARY SEWER SERVICE LOCATION

Town, City of: Comberland

Date Installed: _____

Street: Main St (Rt. 9)

Type, Size of Service Pipe: HDPE, 1.5"

Dwelling No. 210

Connection at Sewer Main: 3" x 1.5" TEE (FUSED)

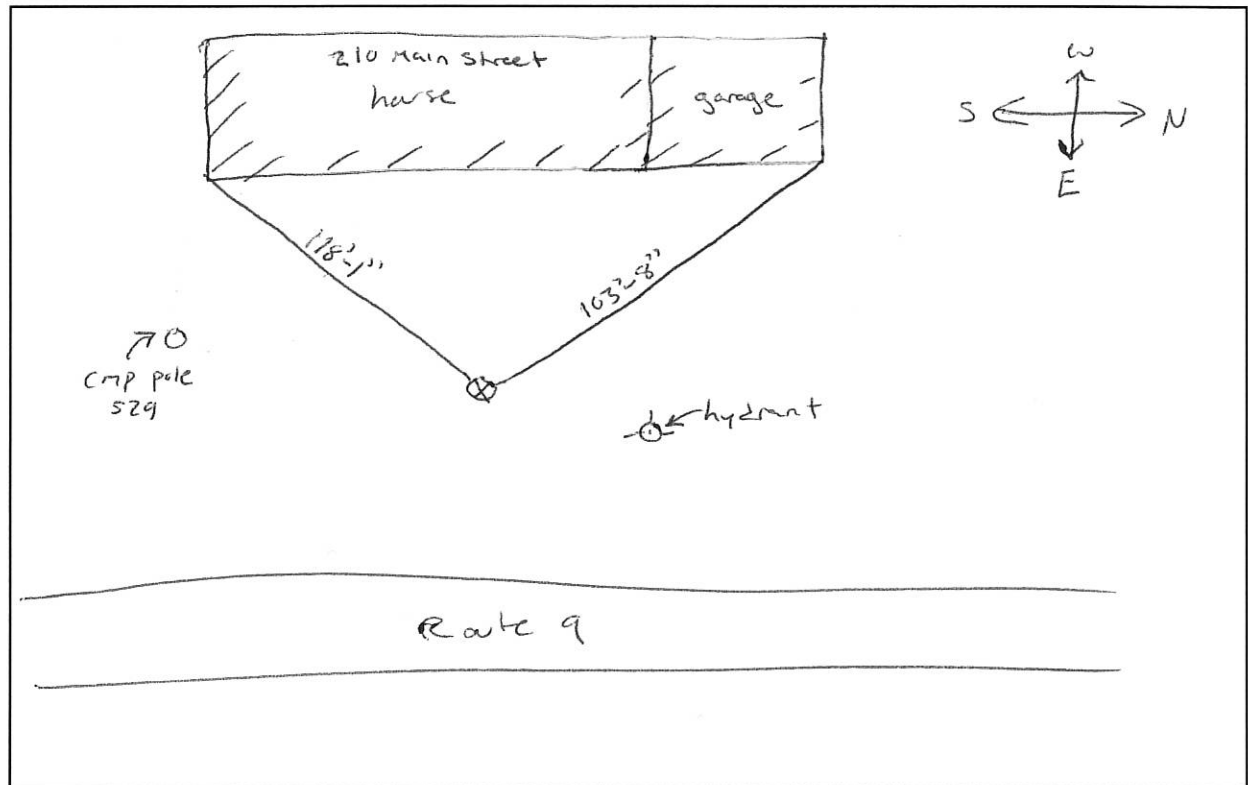
Occupant: _____

Depth, End of Service Pipe: ≈ 5.5'

Owner: _____

Length of Service Pipe Laid: _____

Project Contractor: A.H. Groves



Remarks: _____

SANITARY SEWER SERVICE LOCATION

Town, City of : CUMBERLAND

Date Installed: 10/3/18

Street: MAIN ST (RT.9)

Type, Size of Service Pipe: HDPE, 1.5"

Dwelling No. 211

Connection at Sewer Main: 3"X1.5" TEE (FUSED)

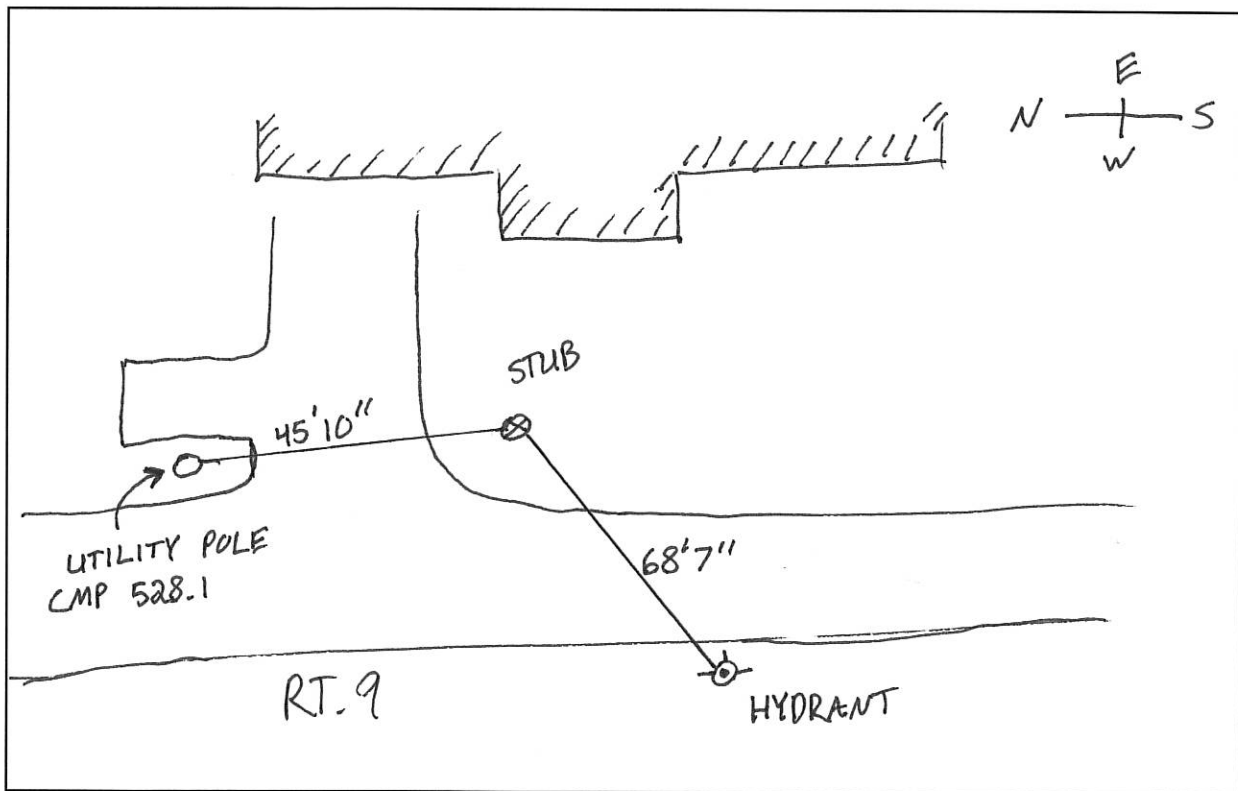
Occupant: _____

Depth, End of Service Pipe: ≈ 4.5'

Owner: _____

Length of Service Pipe Laid: _____

Project Contractor: A.H. GROVER



Remarks: LOW PRESSURE FORCE SEWER

SANITARY SEWER SERVICE LOCATION

Town, City of: CLIMBERLAND

Date Installed: 10/3/18

Street: MAIN ST (RT. 9)

Type, Size of Service Pipe: HDPE, 1.5"

Dwelling No. 213

Connection at Sewer Main: 3" X 1.5" TEE (FUSED)

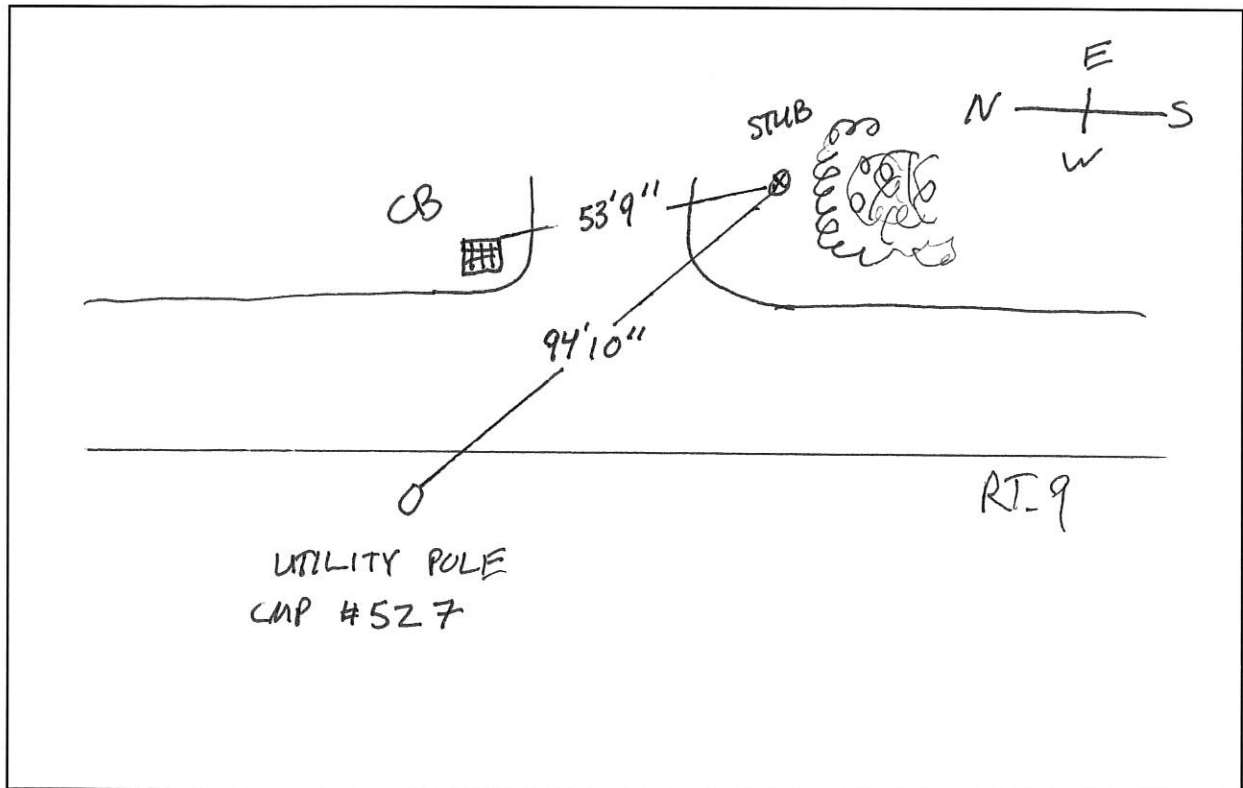
Occupant: _____

Depth, End of Service Pipe: ≈ 4.5'

Owner: _____

Length of Service Pipe Laid: _____

Project Contractor: A.H. GROVER



Remarks: LOW PRESSURE FORCE SEWER

SANITARY SEWER SERVICE LOCATION

Town, City of: CLUMBERLAND

Date Installed: 10/3/18

Street: MAIN ST (RT. 9)

Type, Size of Service Pipe: HDPE, 1.5"

Dwelling No. 215

Connection at Sewer Main: 3"X1.5" TEE (FUSED)

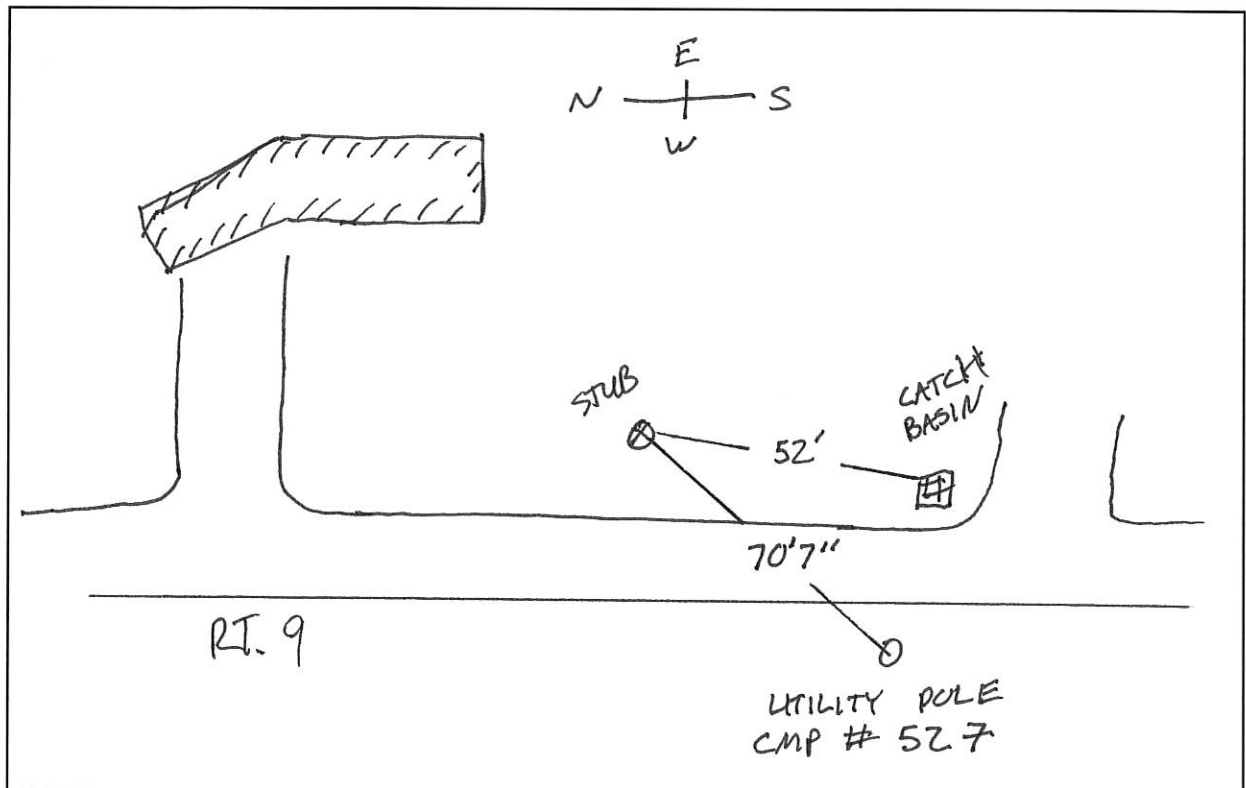
Occupant: _____

Depth, End of Service Pipe: ≈ 4.5'

Owner: _____

Length of Service Pipe Laid: _____

Project Contractor: A. H. GROVER



Remarks: LOW PRESSURE FORCE SEWER

SANITARY SEWER SERVICE LOCATION

Town, City of: CUMBERLAND

Date Installed: 10/8/18

Street: MAIN ST (RT. 9)

Type, Size of Service Pipe: HDPPE, 1.5"

Dwelling No. 231

Connection at Sewer Main: 3" X 1.5" TEE (FUSED)

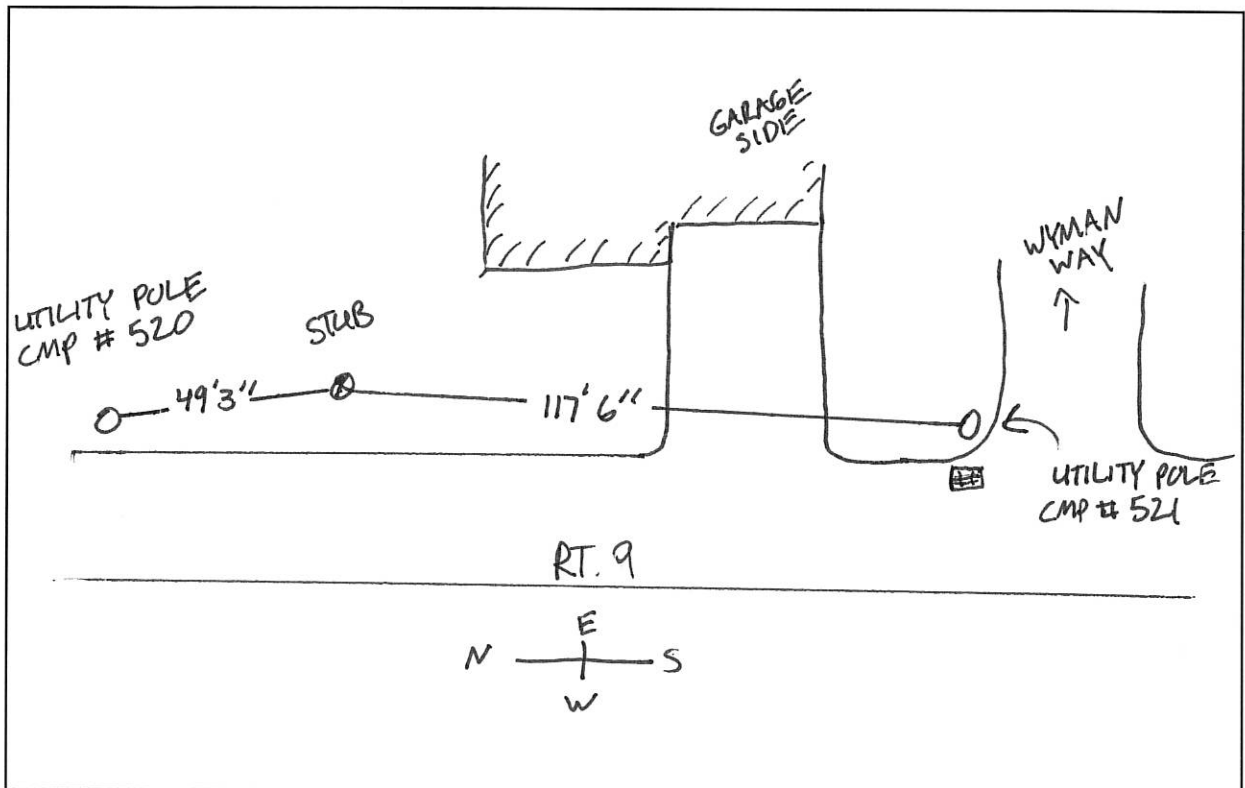
Occupant: _____

Depth, End of Service Pipe: ≈ 4.5'

Owner: _____

Length of Service Pipe Laid: _____

Project Contractor: A.H. GROVER



Remarks: LOW PRESSURE FORCE MAIN

SANITARY SEWER SERVICE LOCATION

Town, City of: CUMBERLAND

Date Installed: 10-10-18

Street: MAIN ST. (RT. 9)

Type, Size of Service Pipe: HDPE, 1.5"

Dwelling No. 232

Connection at Sewer Main: 3" x 1.5" TEE (FUSED)

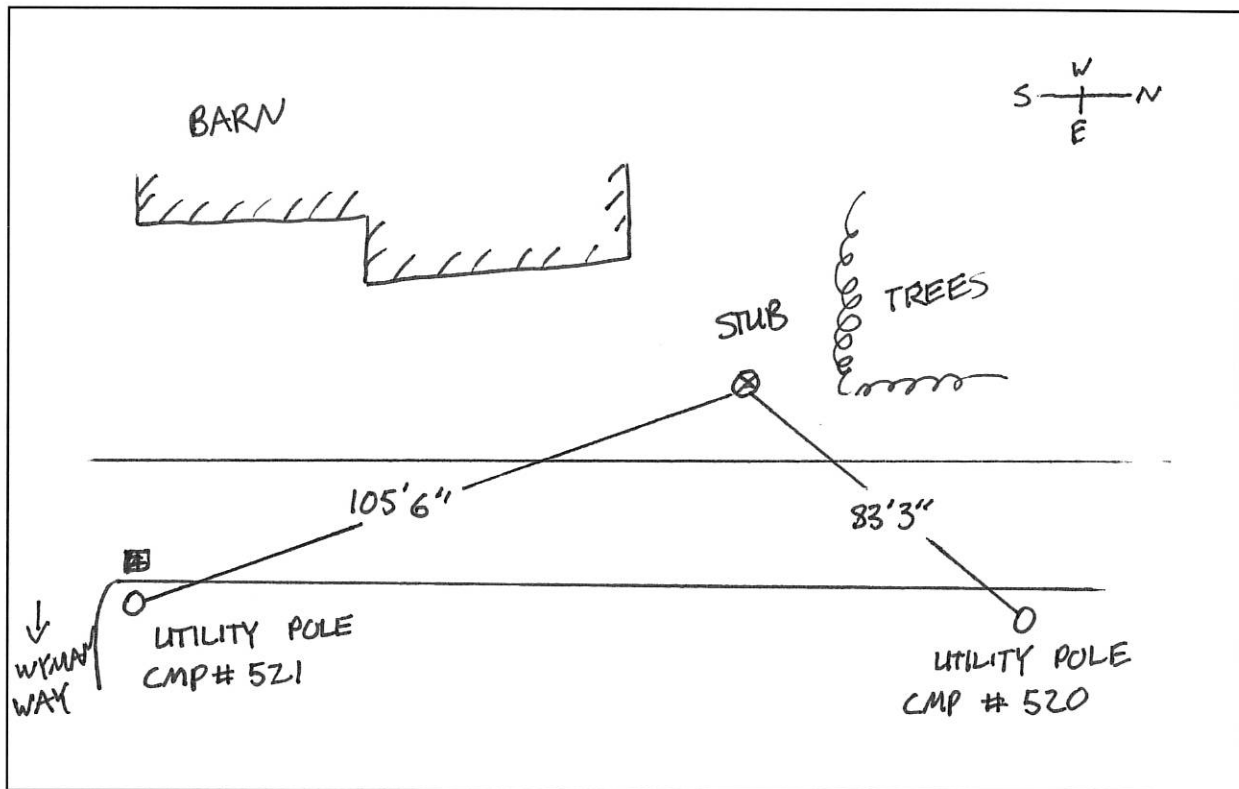
Occupant: _____

Depth, End of Service Pipe: ≈ 4.5'

Owner: _____

Length of Service Pipe Laid: _____

Project Contractor: A.H. GROVER



Remarks: LOW PRESSURE FORCE MAIN

SANITARY SEWER SERVICE LOCATION

Town, City of : CUMBERLAND

Date Installed: 10-9-18

Street: MAIN ST. (RT. 9)

Type, Size of Service Pipe: HDPE, 1.5"

Dwelling No. 235

Connection at Sewer Main: 3" X 1.5" TEE (FUSED)

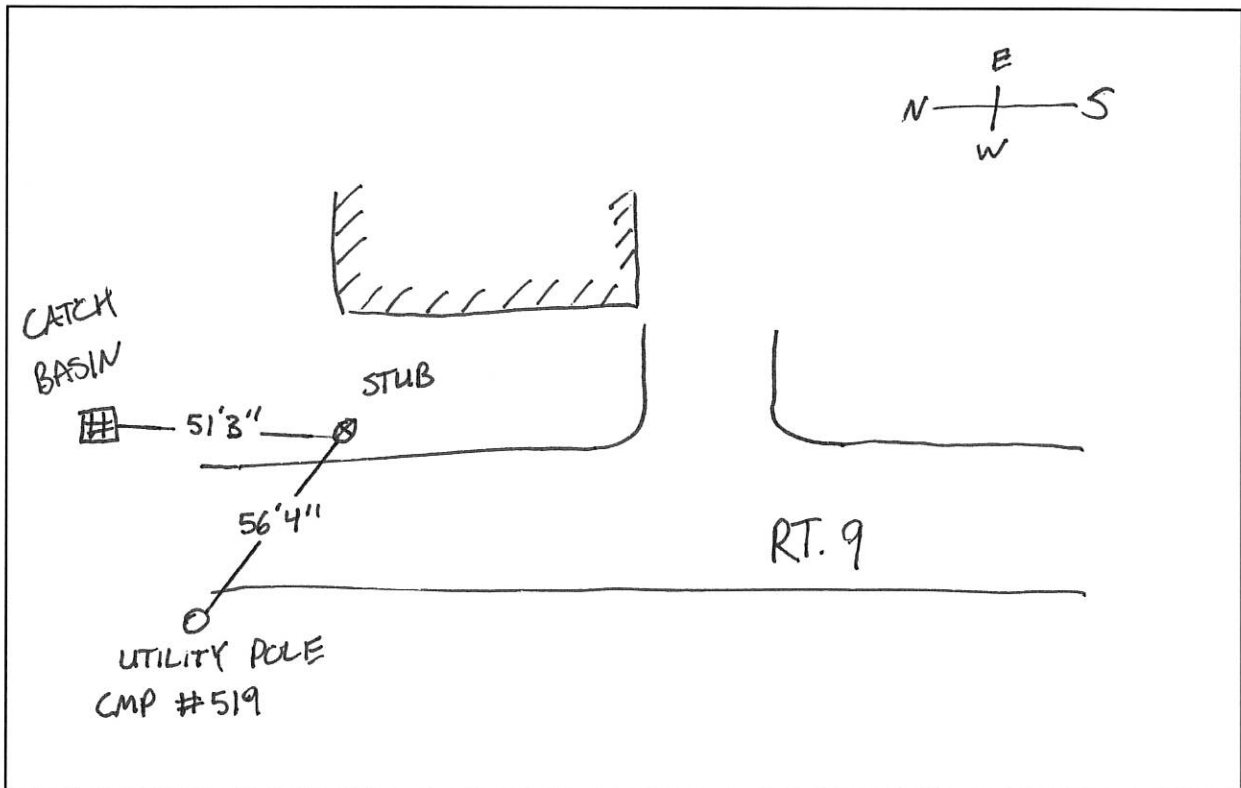
Occupant: _____

Depth, End of Service Pipe: ≈ 4.5'

Owner: _____

Length of Service Pipe Laid: _____

Project Contractor: A.H. GROVER



Remarks: LOW PRESSURE FORCE MAIN

SANITARY SEWER SERVICE LOCATION

Town, City of: CUMBERLAND

Date Installed: 10-9-18

Street: MAIN ST (RT. 9)

Type, Size of Service Pipe: HDPPE, 1.5"

Dwelling No. 239

Connection at Sewer Main: 3"X1.5" TEE (FUSED)

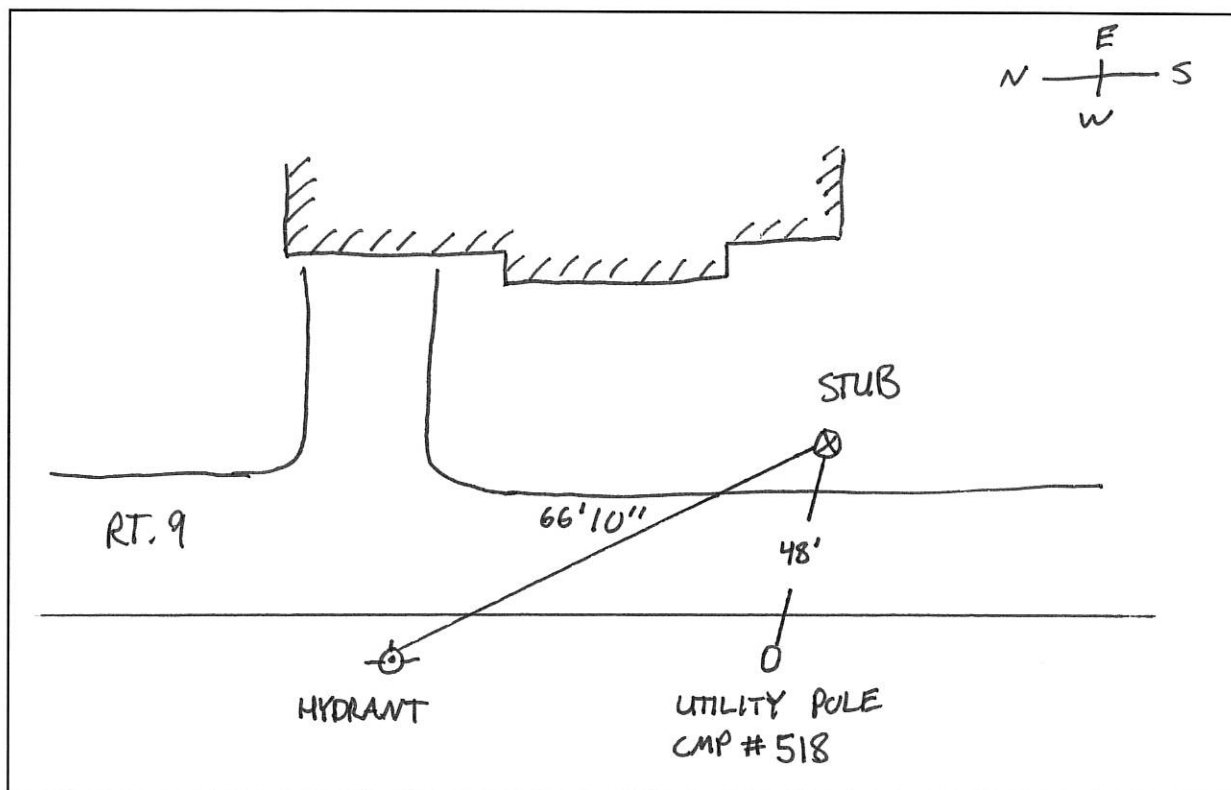
Occupant: _____

Depth, End of Service Pipe: ≈ 4.5'

Owner: _____

Length of Service Pipe Laid: _____

Project Contractor: A.H. GROVER



Remarks: LOW PRESSURE FORCE MAIN

SANITARY SEWER SERVICE LOCATION

Town, City of : CUMBERLAND

Date Installed: 11/12/18

Street: MAIN ST (RT.9)

Type, Size of Service Pipe: HDPE, 1.5"

Dwelling No. 241

Connection at Sewer Main: 3"x1.5" TEE (FUSED)

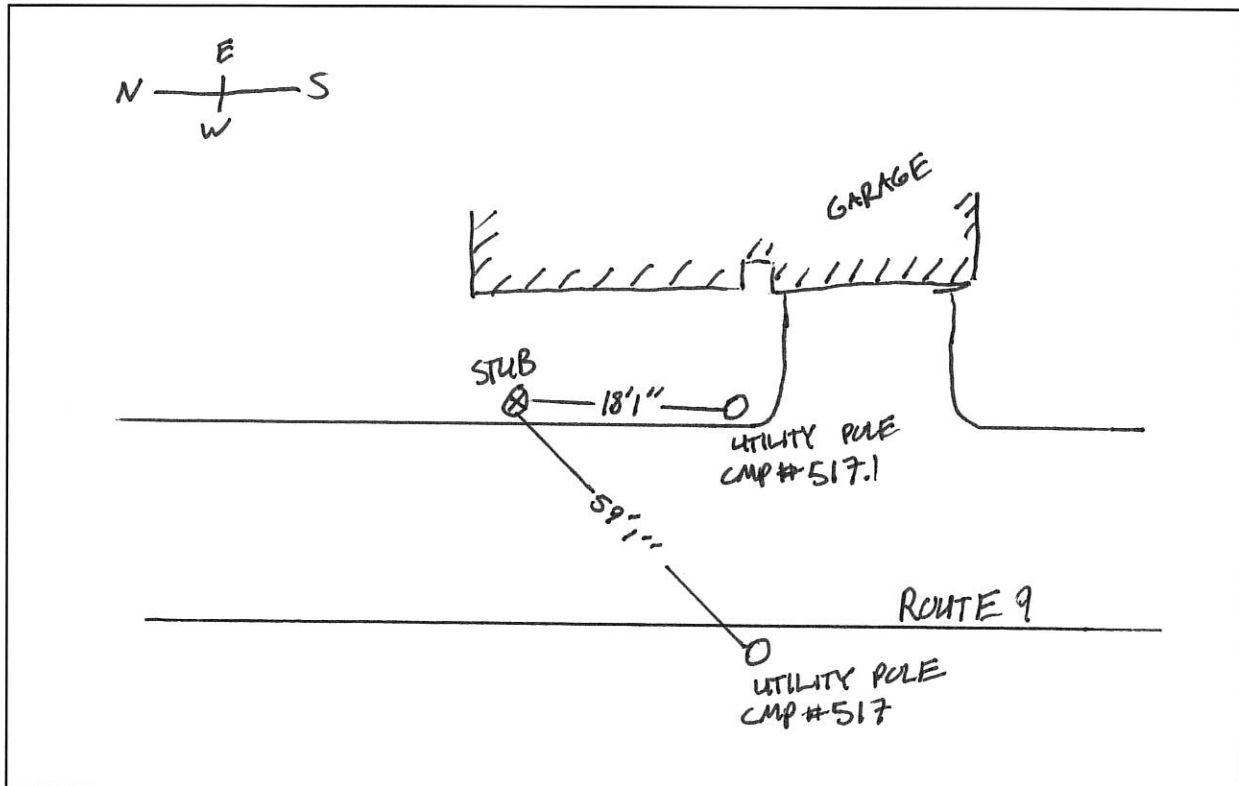
Occupant: _____

Depth, End of Service Pipe: ≈4.5'

Owner: _____

Length of Service Pipe Laid: _____

Project Contractor: A.H. GROVER



Remarks: LOW PRESSURE FORCE MAIN

SANITARY SEWER SERVICE LOCATION

Town, City of: CUMBERLAND

Date Installed: 11-12-18

Street: MAIN ST. (RT 9)

Type, Size of Service Pipe: HDPE, 1.5"

Dwelling No. 243

Connection at Sewer Main: 3"x1.5" TEE (FUSED)

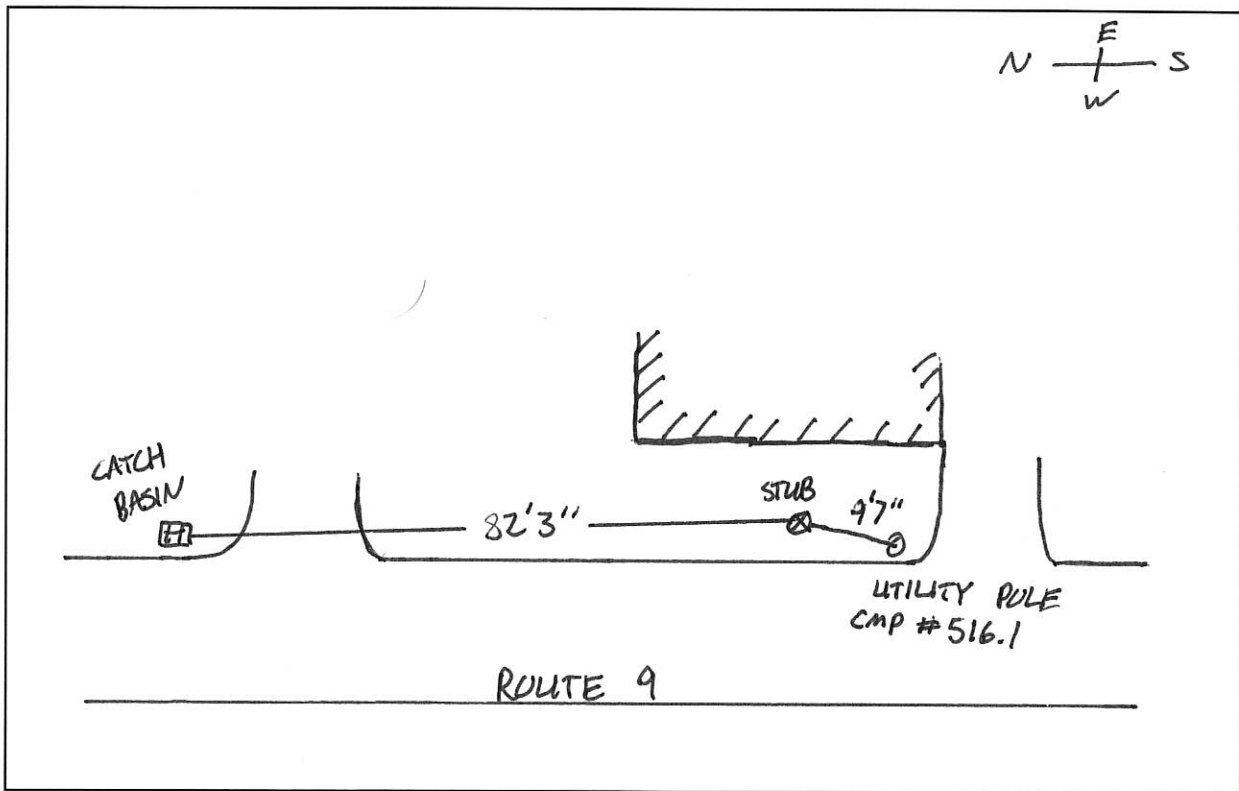
Occupant: _____

Depth, End of Service Pipe: ≈ 4.5'

Owner: _____

Length of Service Pipe Laid: _____

Project Contractor: A.H. GROVER



Remarks: LOW PRESSURE FORCE MAIN

SANITARY SEWER SERVICE LOCATION

Town, City of : CUMBERLAND

Date Installed: 11-12-18

Street: MAIN ST. (RT. 9)

Type, Size of Service Pipe: HDPE, 1.5"

Dwelling No. 244

Connection at Sewer Main: 3" x 1.5" TEE FUSED

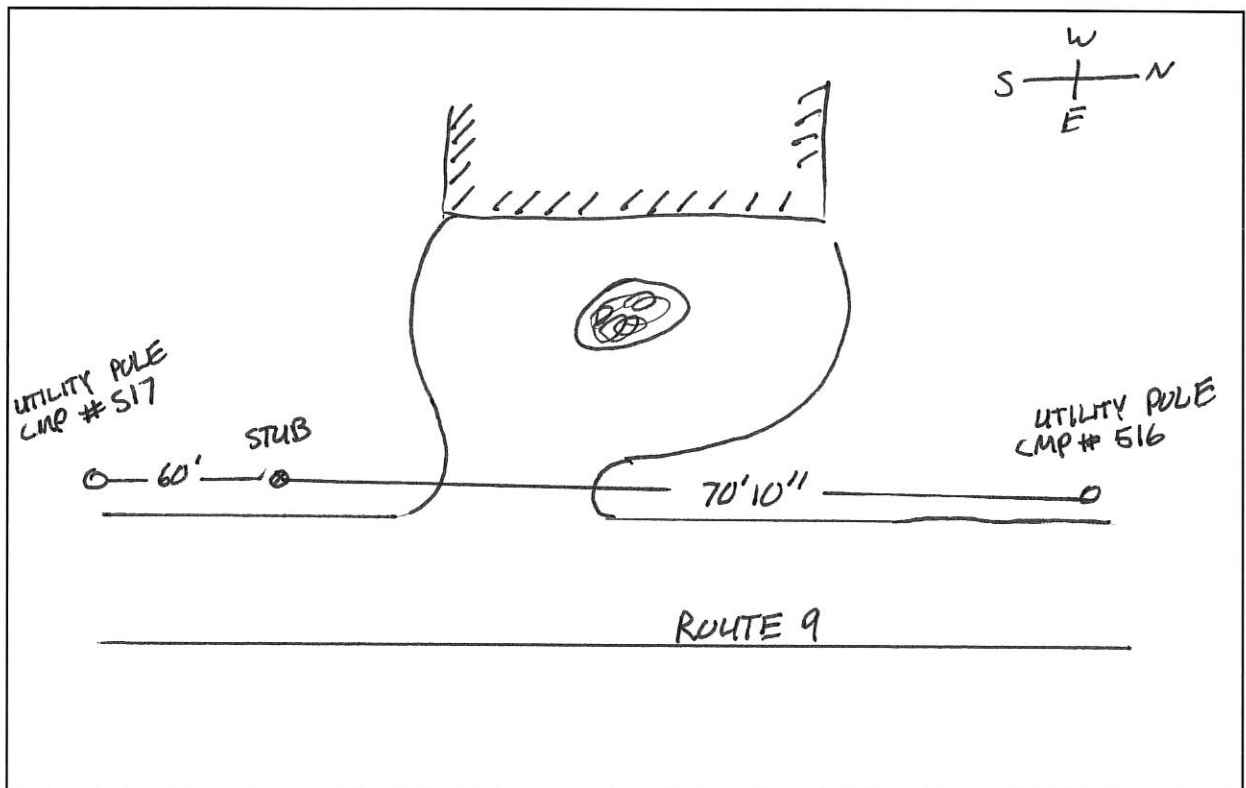
Occupant: _____

Depth, End of Service Pipe: ≈ 4.5'

Owner: _____

Length of Service Pipe Laid: _____

Project Contractor: A.H. GROVER



Remarks: LOW PRESSURE FORCE MAIN

SANITARY SEWER SERVICE LOCATION

Town, City of : CUMBERLAND

Date Installed: 11-14-18

Street: MAIN ST (RT. 9)

Type, Size of Service Pipe: HDPE, 1.5"

Dwelling No. 245

Connection at Sewer Main: 3"X1.5" TEE (FUSED)

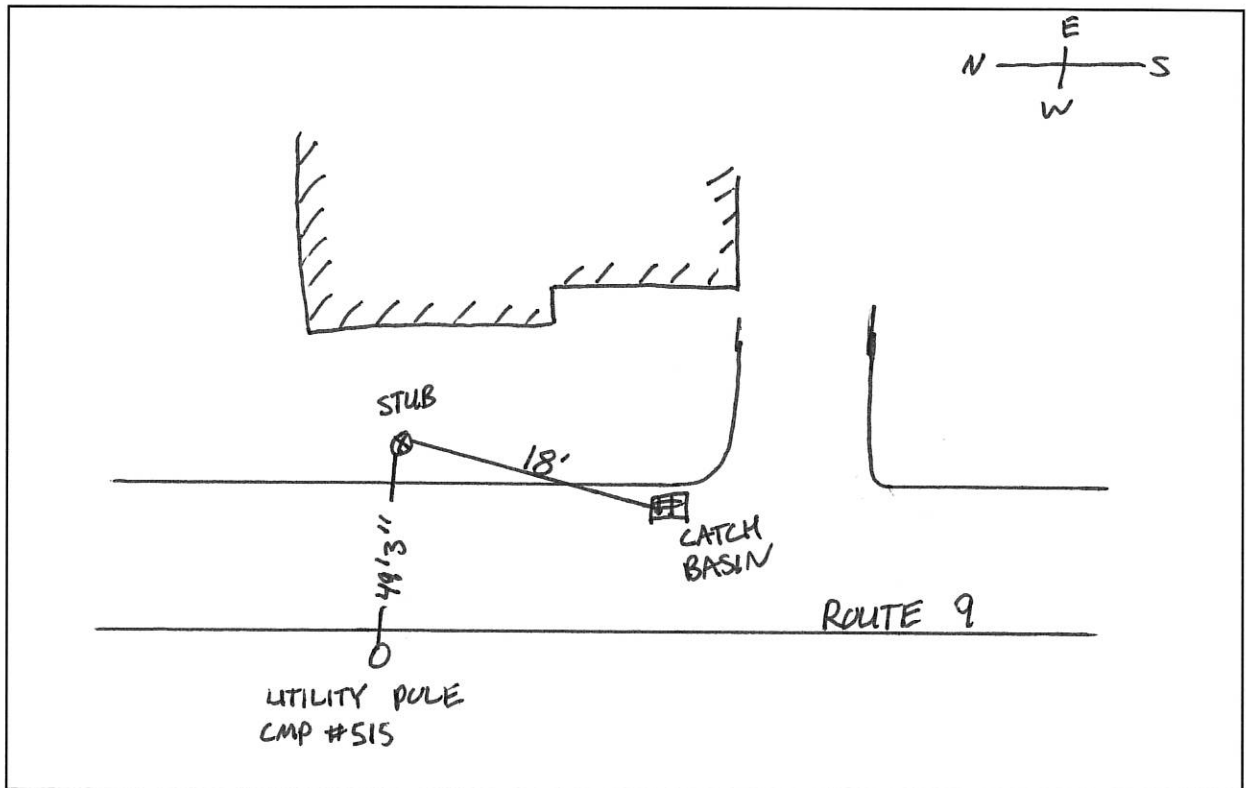
Occupant: _____

Depth, End of Service Pipe: ≈ 4.5'

Owner: _____

Length of Service Pipe Laid: _____

Project Contractor: A.H. GROVER



Remarks: LOW PRESSURE FORCE MAIN

SANITARY SEWER SERVICE LOCATION

Town, City of : CUMBERLAND

Date Installed: 11-19-18

Street: MAIN ST (RT. 9)

Type, Size of Service Pipe: HDPE, 1.5"

Dwelling No. 248

Connection at Sewer Main: 3"X1.5" TEE (FUSED)

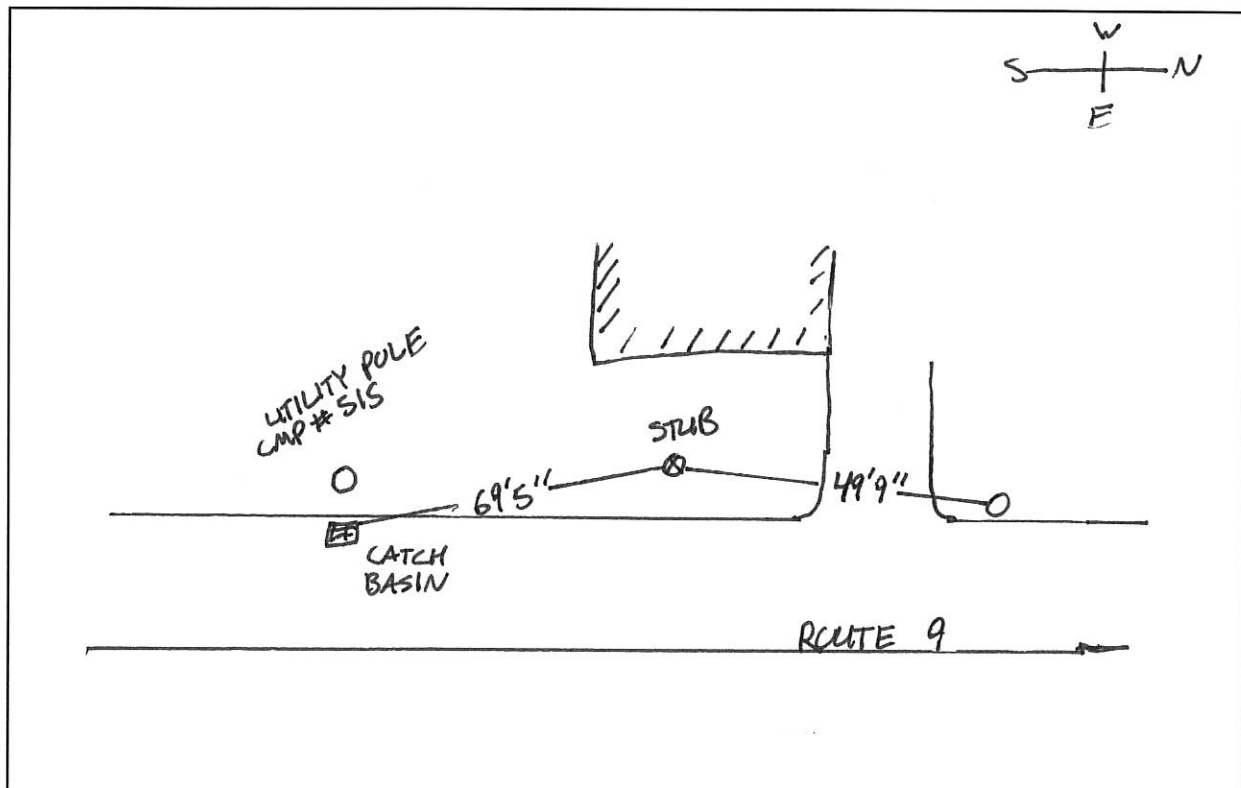
Occupant: _____

Depth, End of Service Pipe: 5.5'

Owner: _____

Length of Service Pipe Laid: _____

Project Contractor: A.H. GROVER



Remarks: LOW PRESSURE FORCE MAIN

SANITARY SEWER SERVICE LOCATION

Town, City of : CUMBERLAND

Date Installed: 11-14-18

Street: MAIN ST (RT. 9)

Type, Size of Service Pipe: HDPE, 1.5"

Dwelling No. 249

Connection at Sewer Main: 3"x1.5" TEE (FUSED)

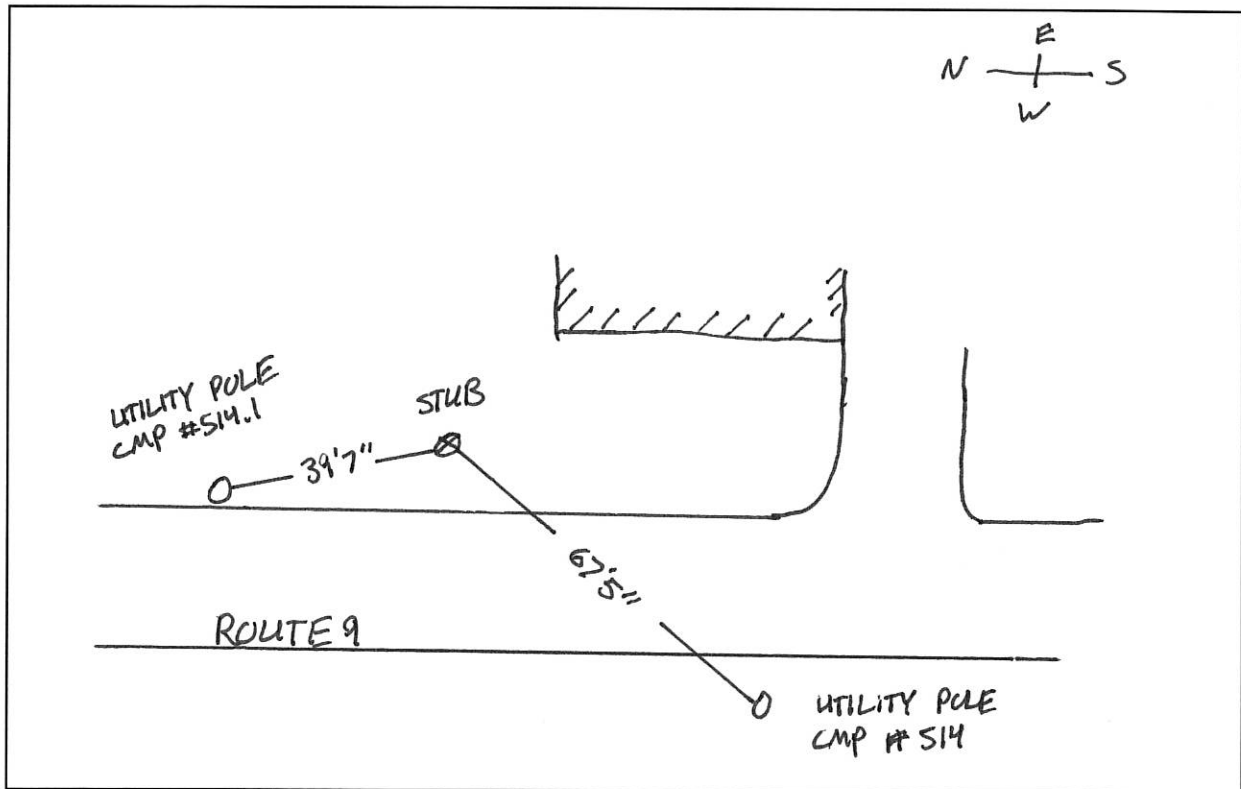
Occupant: _____

Depth, End of Service Pipe: ≈ 5'

Owner: _____

Length of Service Pipe Laid: _____

Project Contractor: A.H. GROVER



Remarks: LOW PRESSURE FORCE MAIN

SANITARY SEWER SERVICE LOCATION

Town, City of: CUMBERLAND

Date Installed: 11-19-18

Street: MAIN ST (RT. 9)

Type, Size of Service Pipe: HDPE, 1.5"

Dwelling No. 250

Connection at Sewer Main: 3" X 1.5" TEE (FUSED)

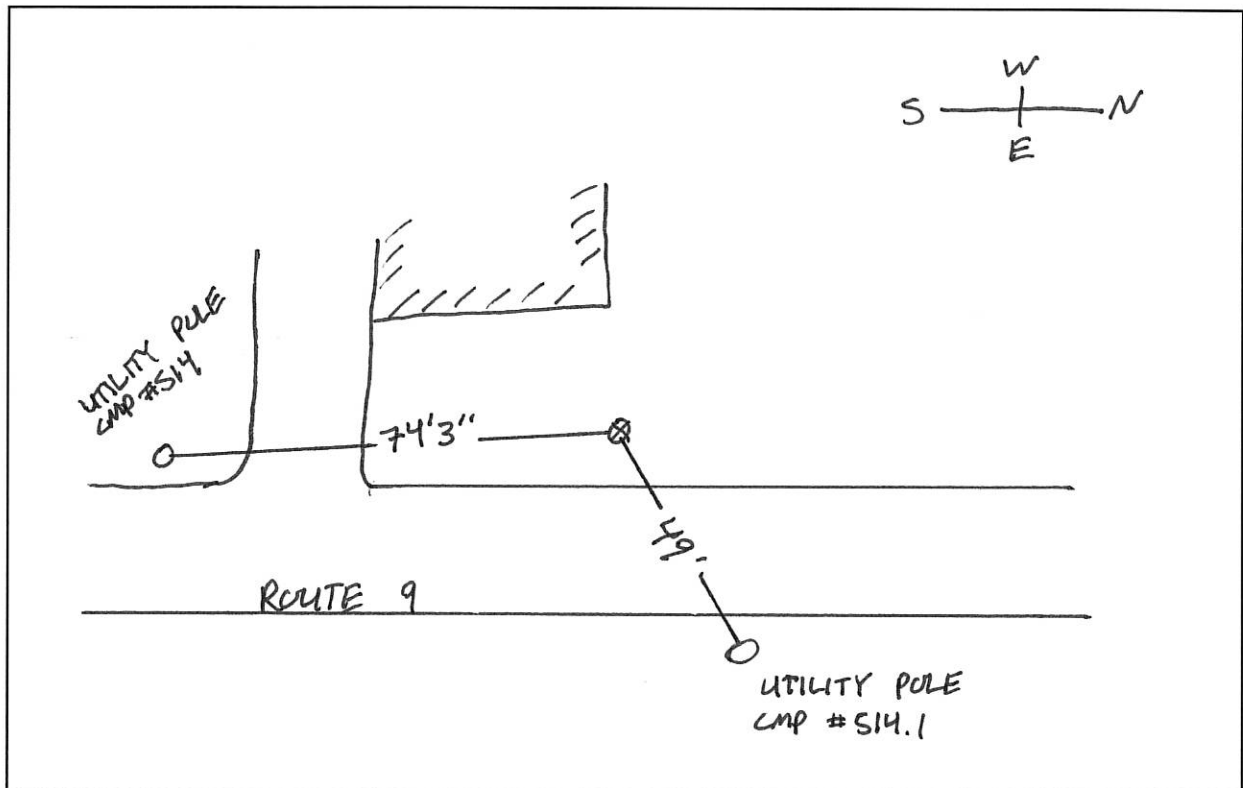
Occupant: _____

Depth, End of Service Pipe: ≈ 5'

Owner: _____

Length of Service Pipe Laid: _____

Project Contractor: A.H. GROVER



Remarks: LOW PRESSURE FORCE MAIN

SANITARY SEWER SERVICE LOCATION

Town, City of: CUMBERLAND

Date Installed: 11-14-18

Street: MAIN ST (RT. 9)

Type, Size of Service Pipe: HDPE, 1.5"

Dwelling No. 251

Connection at Sewer Main: 3"x1.5" TEE (FUSED)

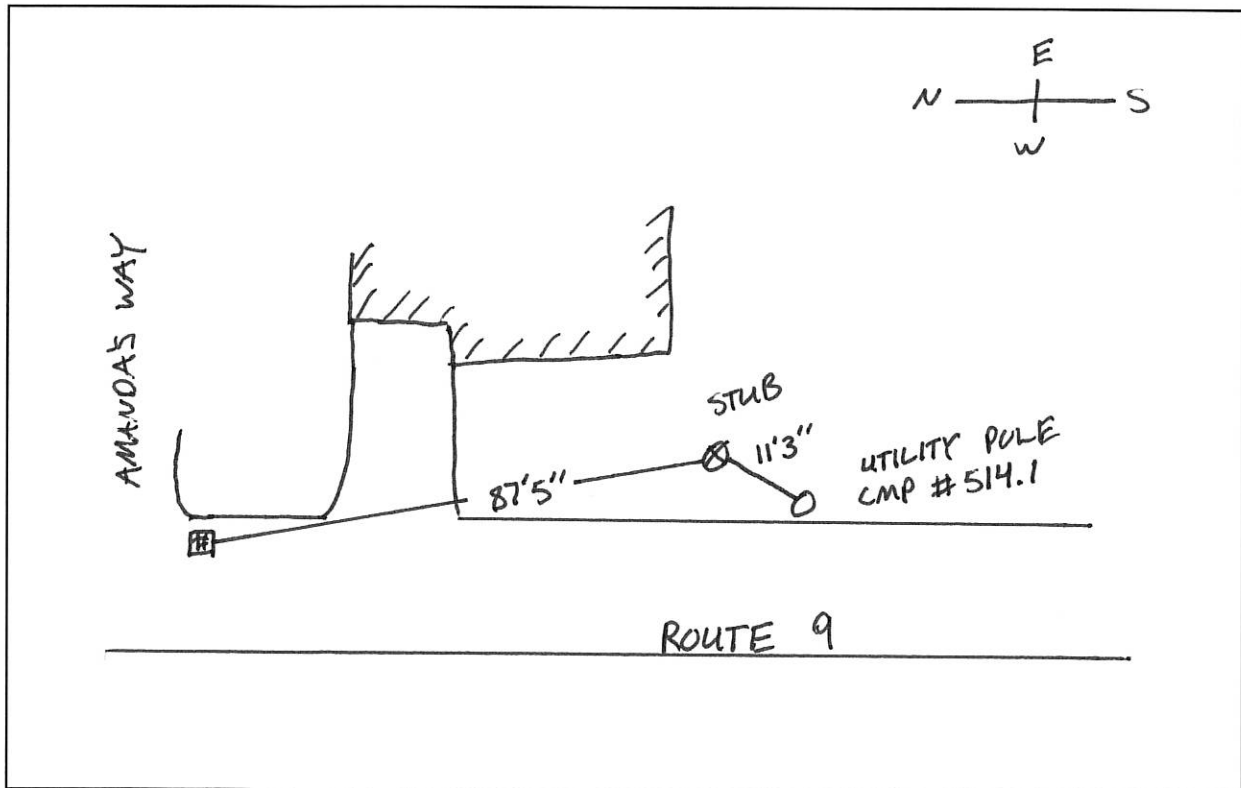
Occupant: _____

Depth, End of Service Pipe: ≈ 6'

Owner: _____

Length of Service Pipe Laid: _____

Project Contractor: A.H. GROVER



Remarks: LOW PRESSURE FORCE MAIN

SANITARY SEWER SERVICE LOCATION

Town, City of : CUMBERLAND

Date Installed: 11-19-18

Street: MAIN ST (RT. 9)

Type, Size of Service Pipe: HDPE, 1.5"

Dwelling No. 252

Connection at Sewer Main: 3"x1.5" TEE (FUSED)

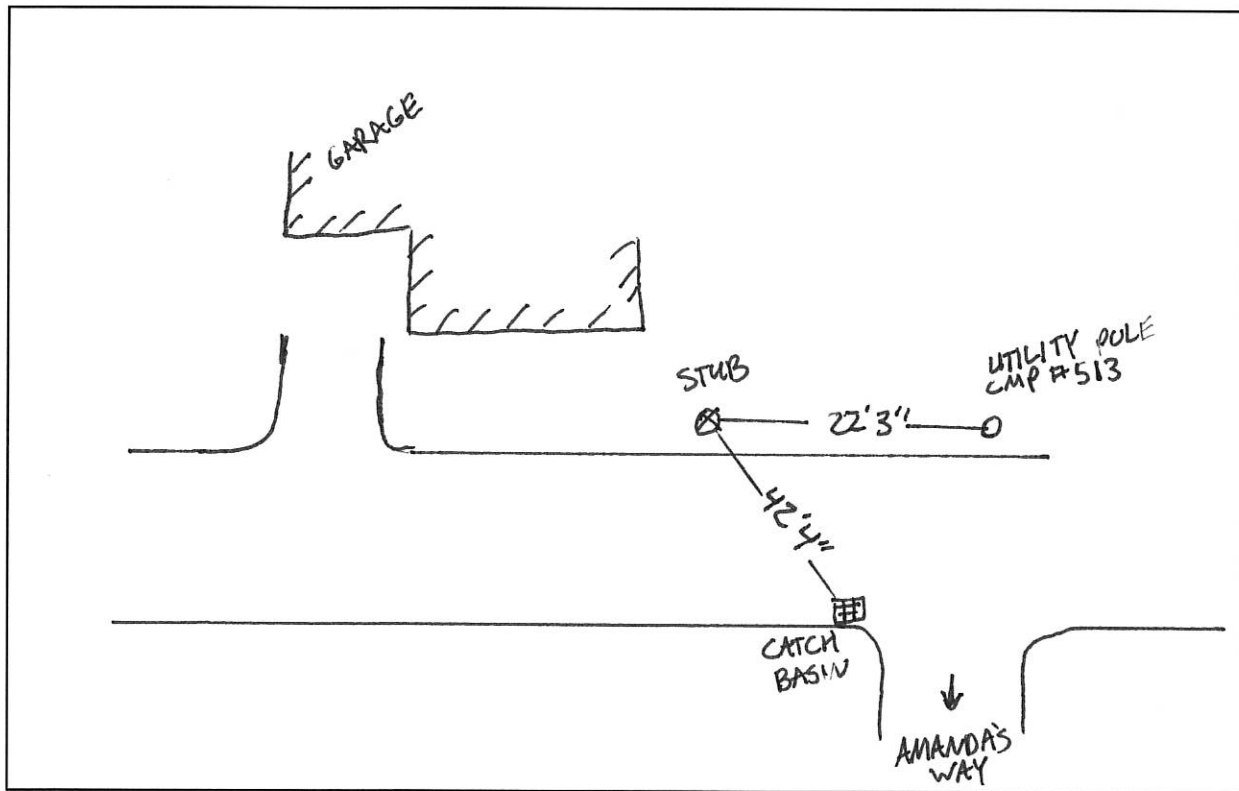
Occupant: _____

Depth, End of Service Pipe: ≈ 5'

Owner: _____

Length of Service Pipe Laid: _____

Project Contractor: A.H. GROVER



Remarks: LOW PRESSURE FORCE MAIN

SANITARY SEWER SERVICE LOCATION

Town, City of: Cumberland

Date Installed: _____

Street: Main St (Rt. 9)

Type, Size of Service Pipe: HDPE, 1.5"

Dwelling No. 254

Connection at Sewer Main: 3" x 1.5" TEE (FUSFD)

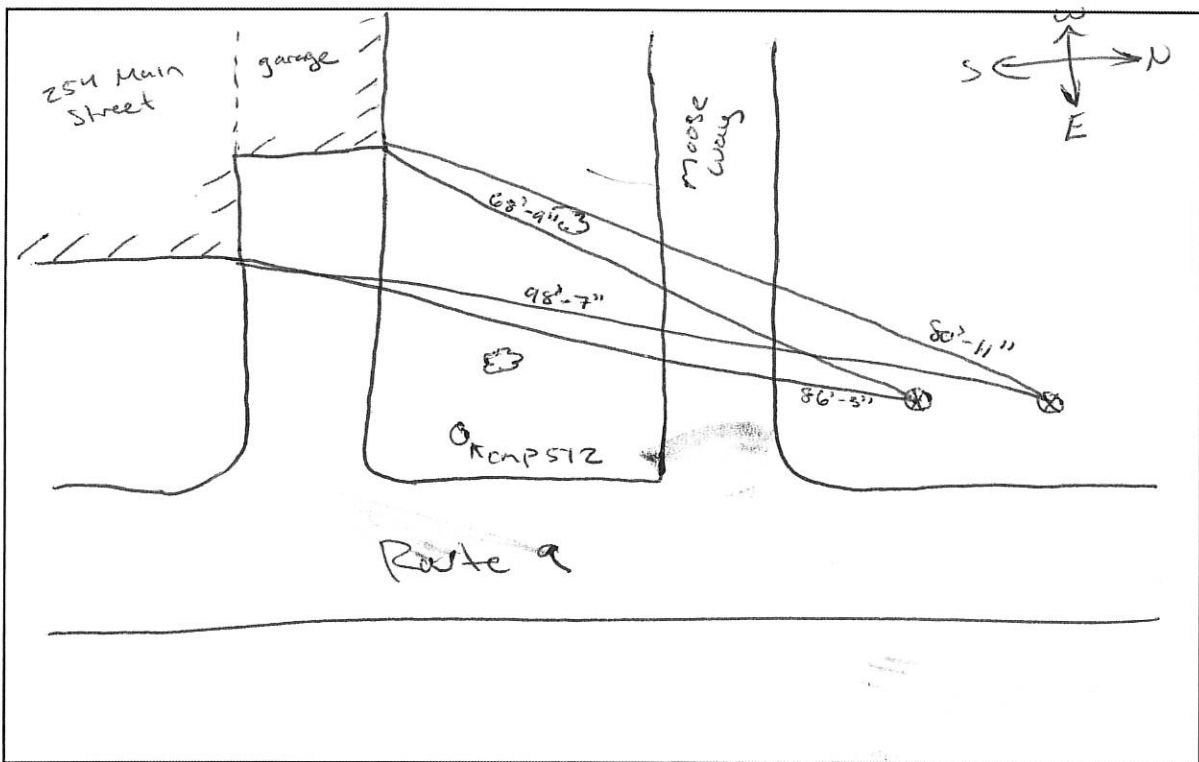
Occupant: _____

Depth, End of Service Pipe: ≈ 5.5'

Owner: _____

Length of Service Pipe Laid: _____

Project Contractor: A.H. Grover



Remarks: _____

SANITARY SEWER SERVICE LOCATION

Town, City of: Cumberland

Date Installed: _____

Street: Main St (Rt. 9)

Type, Size of Service Pipe: HDPE, 1.5"

Dwelling No. 255

Connection at Sewer Main: 3" X ~~1.5"~~ TEE (FUSED)

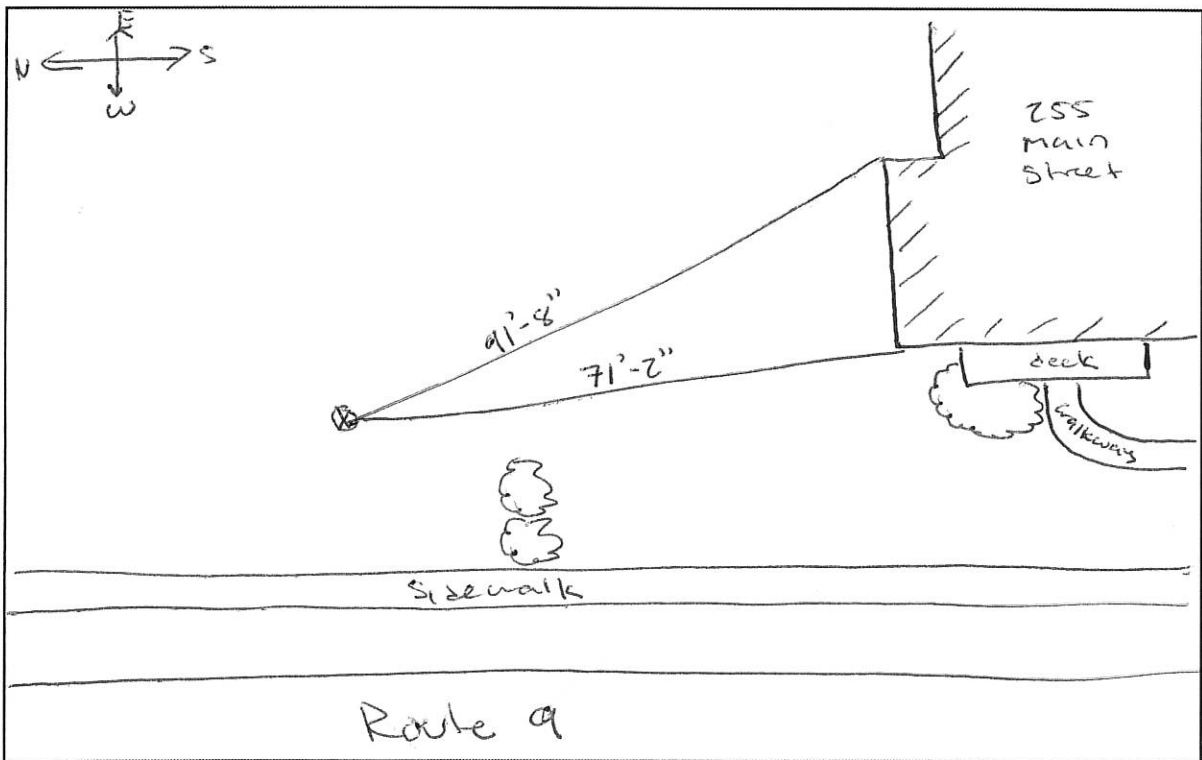
Occupant: _____

Depth, End of Service Pipe: ≈ 5.5'

Owner: _____

Length of Service Pipe Laid: _____

Project Contractor: A.H. Grover



Remarks: _____

SANITARY SEWER SERVICE LOCATION

Town, City of: Cumberland

Date Installed: _____

Street: Main St (Rt. 9)

Type, Size of Service Pipe: HDPE, 1.5"

Dwelling No. 259

Connection at Sewer Main: 3" x 1.5" TEE (FUSED)

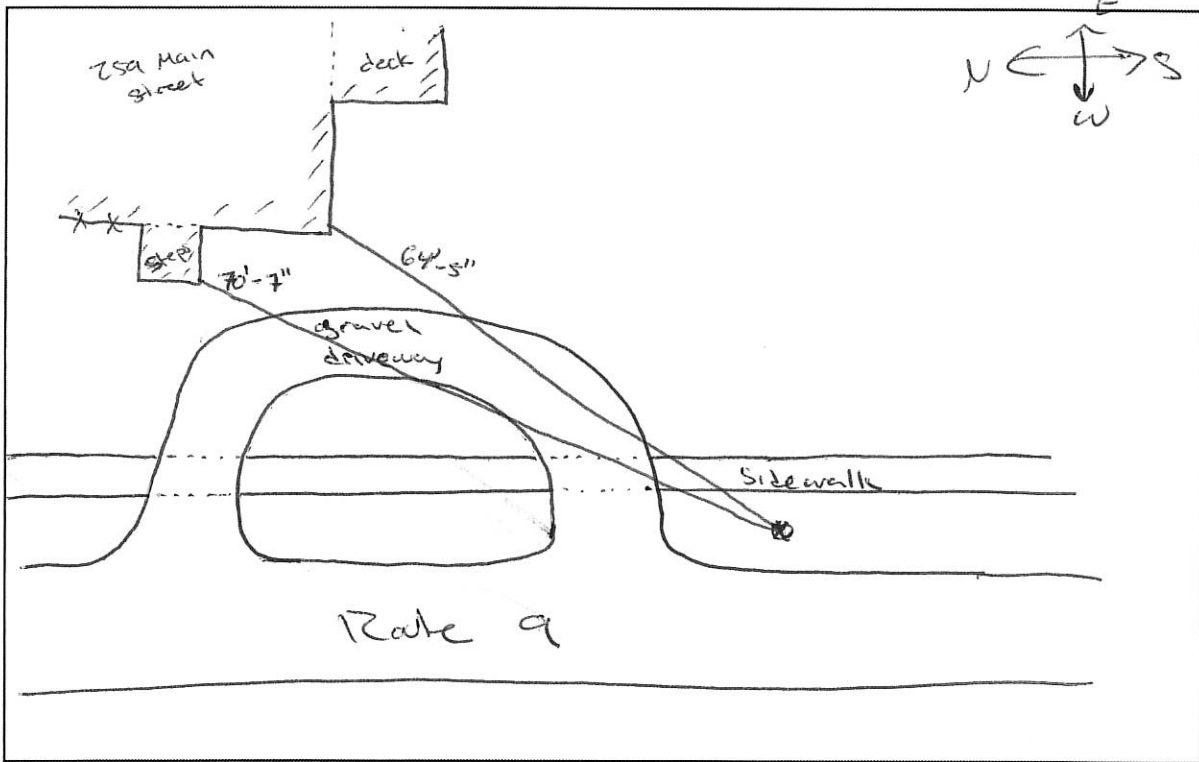
Occupant: _____

Depth, End of Service Pipe: ≈ 5.5'

Owner: _____

Length of Service Pipe Laid: _____

Project Contractor: A.H. Grover



Remarks: _____

SANITARY SEWER SERVICE LOCATION

Town, City of: Cumberland

Date Installed: _____

Street: Main St (Rt. 9)

Type, Size of Service Pipe: HDPE, 1.5"

Dwelling No. 261

Connection at Sewer Main: 3'x1.5" TEE (FUSED)

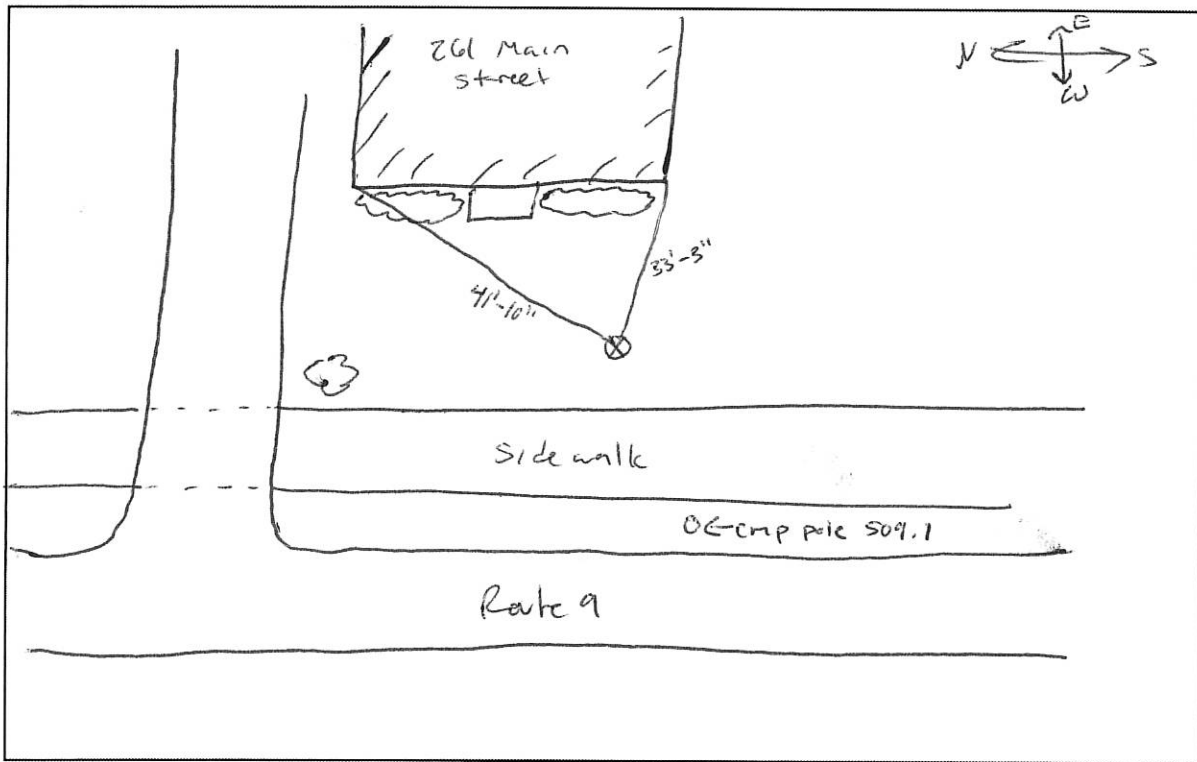
Occupant: _____

Depth, End of Service Pipe: ≈ 5.5'

Owner: _____

Length of Service Pipe Laid: _____

Project Contractor: A.H. Grover



Remarks: _____

SANITARY SEWER SERVICE LOCATION

Town, City of: Cumberland

Date Installed: _____

Street: Main St CRt. 9

Type, Size of Service Pipe: HDPE, 1.5"

Dwelling No. 263

Connection at Sewer Main: 3" x 1.5" TEE (FUSED)

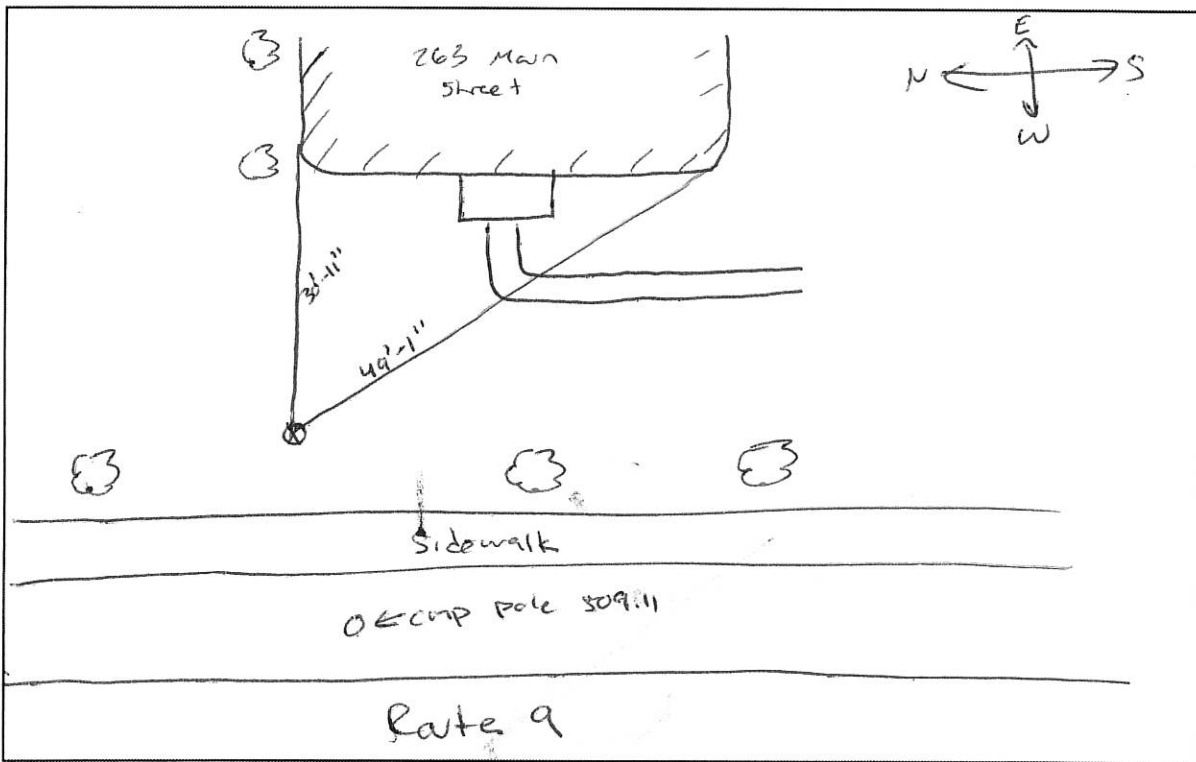
Occupant: _____

Depth, End of Service Pipe: ≈ 5.5'

Owner: _____

Length of Service Pipe Laid: _____

Project Contractor: A.H. Grover



Remarks: _____

SANITARY SEWER SERVICE LOCATION

Town, City of: Cumberland

Date Installed: _____

Street: Main St (Rt. 9)

Type, Size of Service Pipe: HDPE, 1.5"

Dwelling No. 265/261

Connection at Sewer Main: 3" x 1.5" TEE (FUSED)

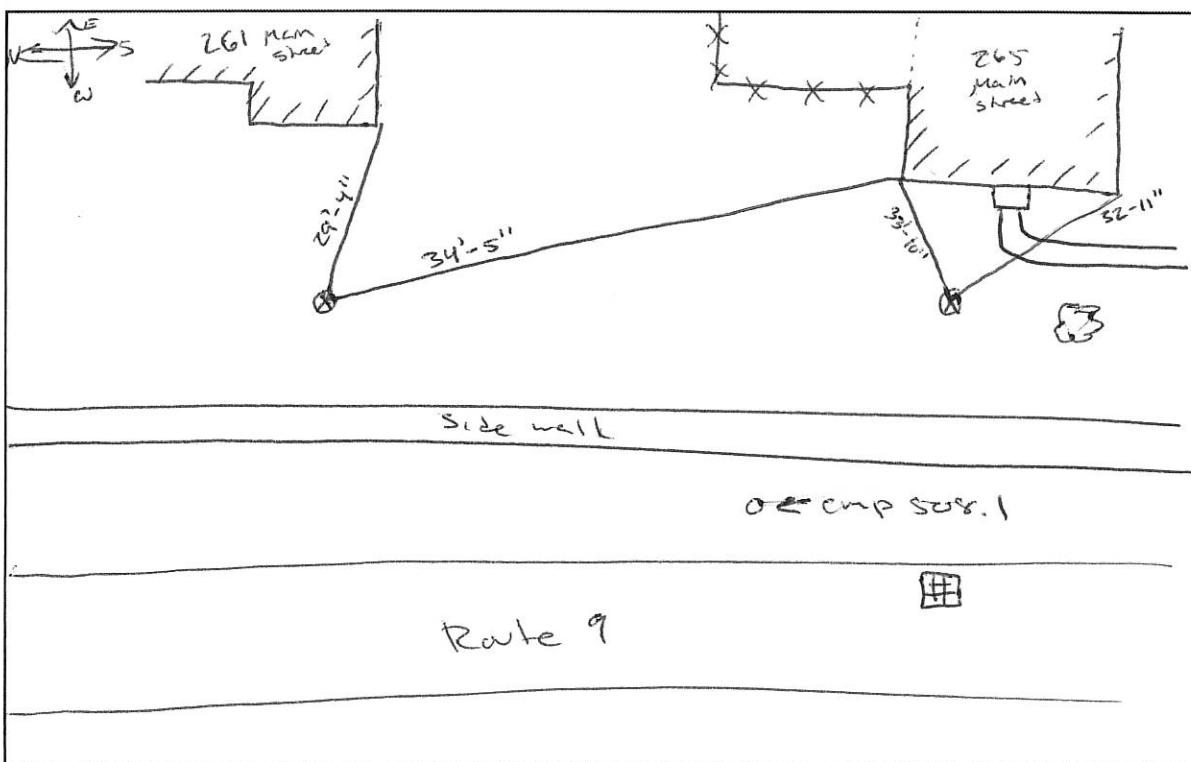
Occupant: _____

Depth, End of Service Pipe: ≈ 5.5'

Owner: _____

Length of Service Pipe Laid: _____

Project Contractor: A.H. Grover



Remarks: _____

SANITARY SEWER SERVICE LOCATION

Town, City of: Cumberland

Date Installed: _____

Street: Main St CRt. 9

Type, Size of Service Pipe: HDPE, 1.5"

Dwelling No. 266

Connection at Sewer Main: 3" X 1.5" TEE (FUSED)

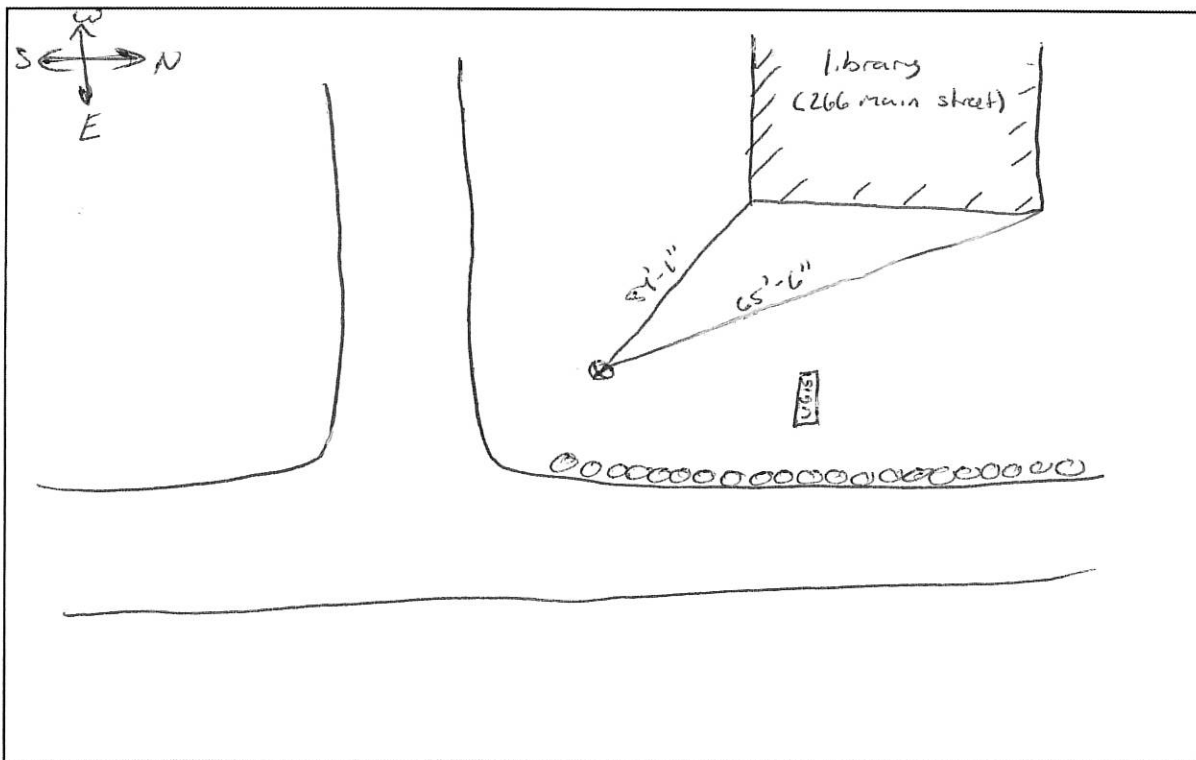
Occupant: _____

Depth, End of Service Pipe: ≈ 5.5'

Owner: _____

Length of Service Pipe Laid: _____

Project Contractor: A.H. Grover



Remarks: _____

SANITARY SEWER SERVICE LOCATION

Town, City of: Cumberland

Date Installed: _____

Street: Main St (Rt. 9)

Type, Size of Service Pipe: HDPE, 1.5"

Dwelling No. 268/270

Connection at Sewer Main: 3"x1.5" TEE (FUSED)

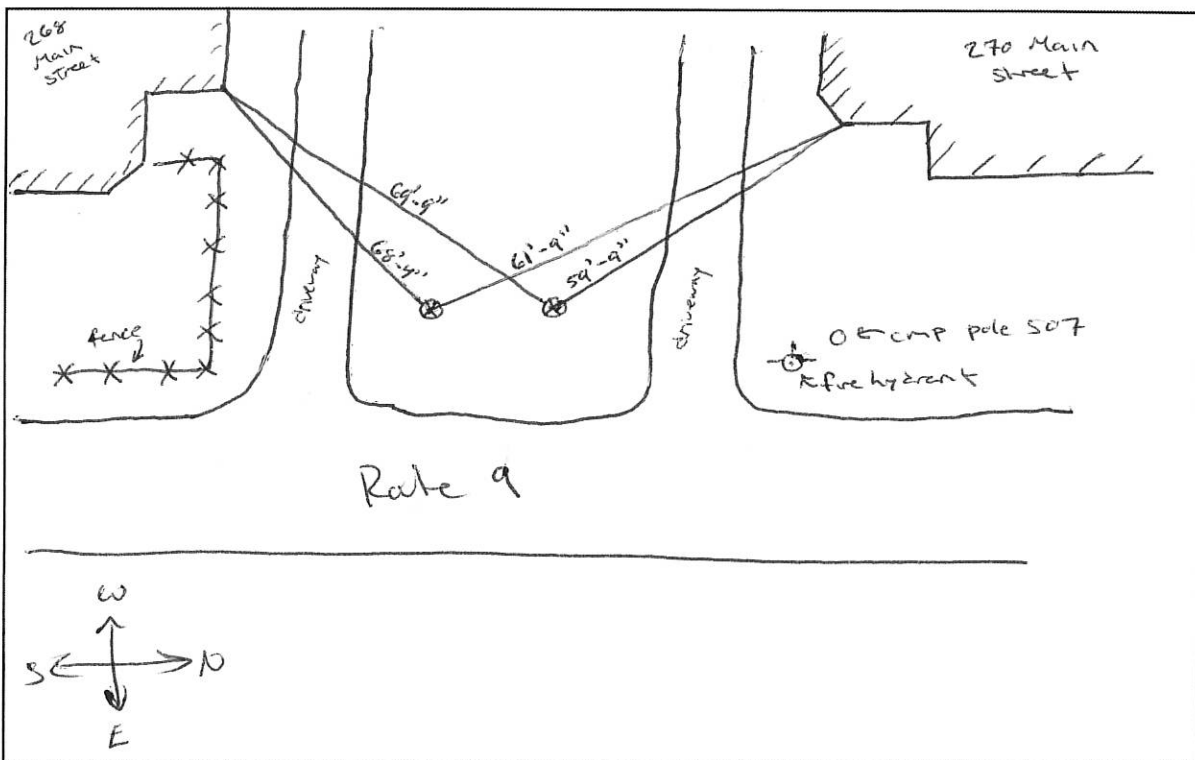
Occupant: _____

Depth, End of Service Pipe: ≈ 5.5'

Owner: _____

Length of Service Pipe Laid: _____

Project Contractor: A.H. Grover



Remarks: _____

SANITARY SEWER SERVICE LOCATION

Town, City of: Cumberland

Date Installed: _____

Street: Main St (Rt. 9)

Type, Size of Service Pipe: HDPE, 1.5"

Dwelling No. 268/270

Connection at Sewer Main: 3"x1.5" TEE (FUSED)

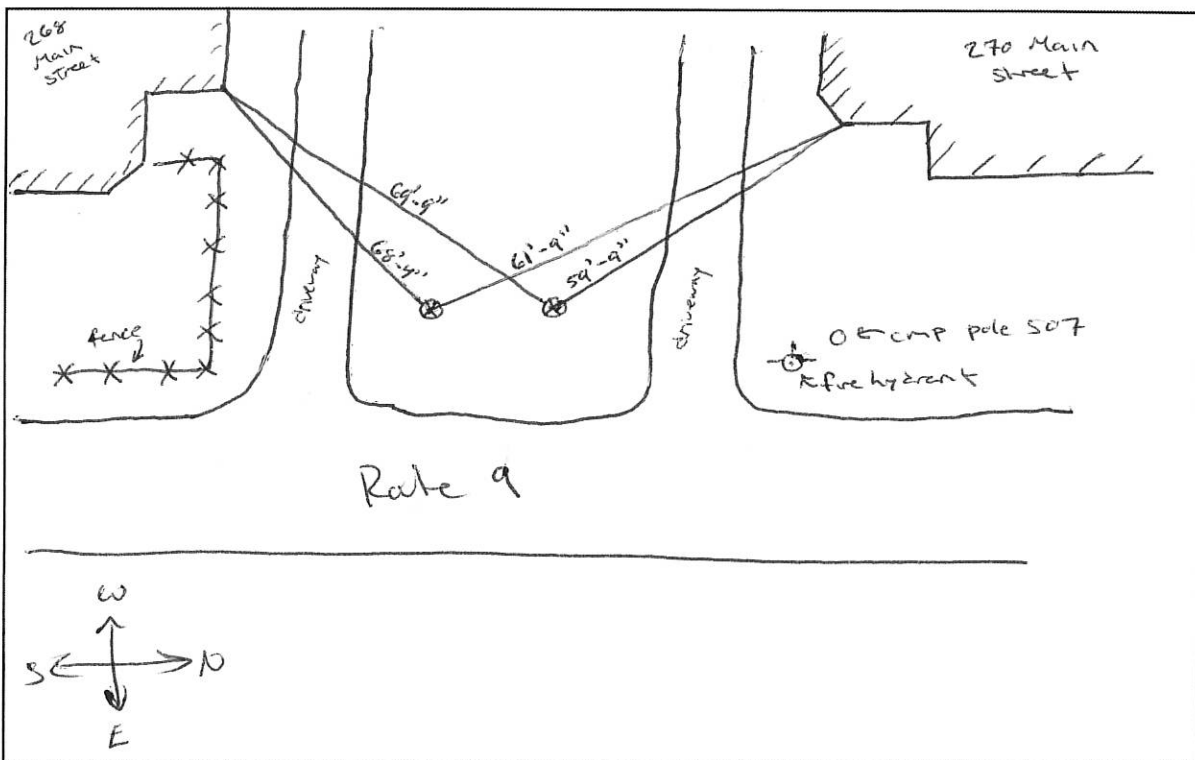
Occupant: _____

Depth, End of Service Pipe: ≈ 5.5'

Owner: _____

Length of Service Pipe Laid: _____

Project Contractor: A.H. Grover



Remarks: _____

SANITARY SEWER SERVICE LOCATION

Town, City of: Cumberland

Date Installed: _____

Street: Main St (Rt. 9)

Type, Size of Service Pipe: HDPE, 1.5"

Dwelling No. 271

Connection at Sewer Main: 3" X 1.5" TEE (FUSED)

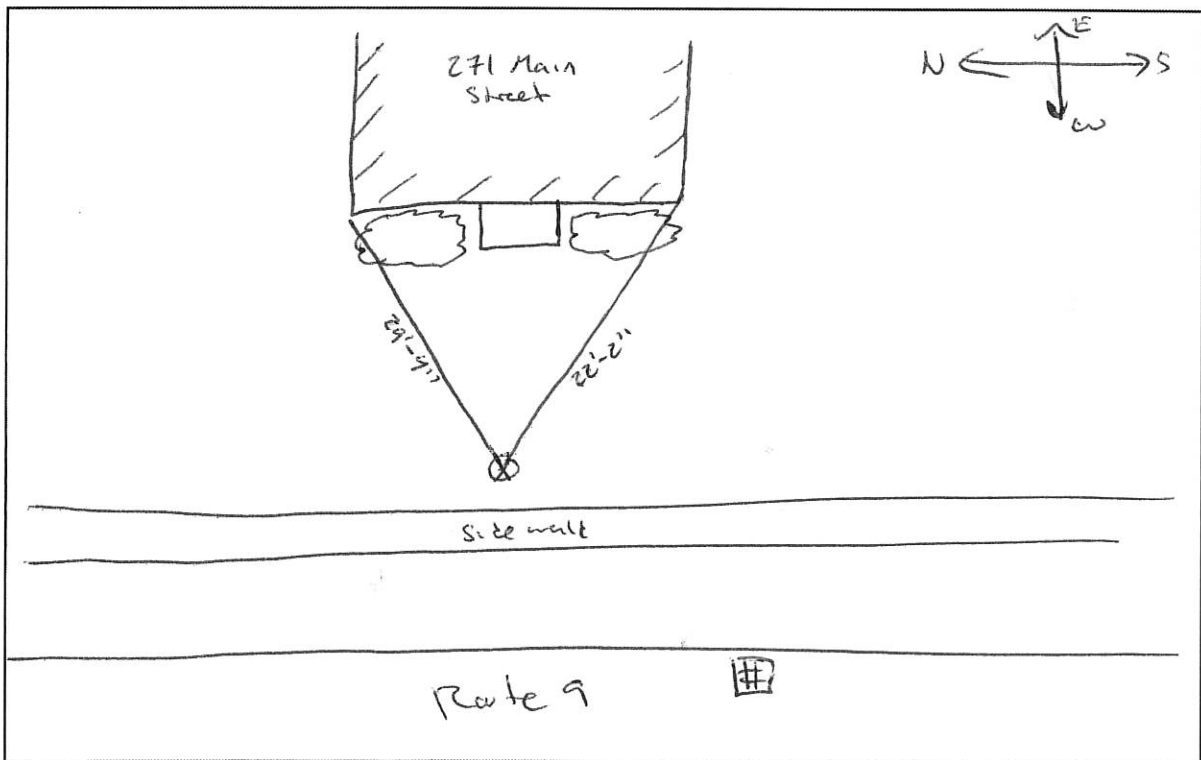
Occupant: _____

Depth, End of Service Pipe: ≈ 5.5'

Owner: _____

Length of Service Pipe Laid: _____

Project Contractor: A.H. Grover



Remarks: _____

SANITARY SEWER SERVICE LOCATION

Town, City of: Cumberland

Date Installed: _____

Street: Main St (Rt. 9)

Type, Size of Service Pipe: HDPE, 1.5"

Dwelling No. 272

Connection at Sewer Main: 3" x 1.5" TEE (FUSED)

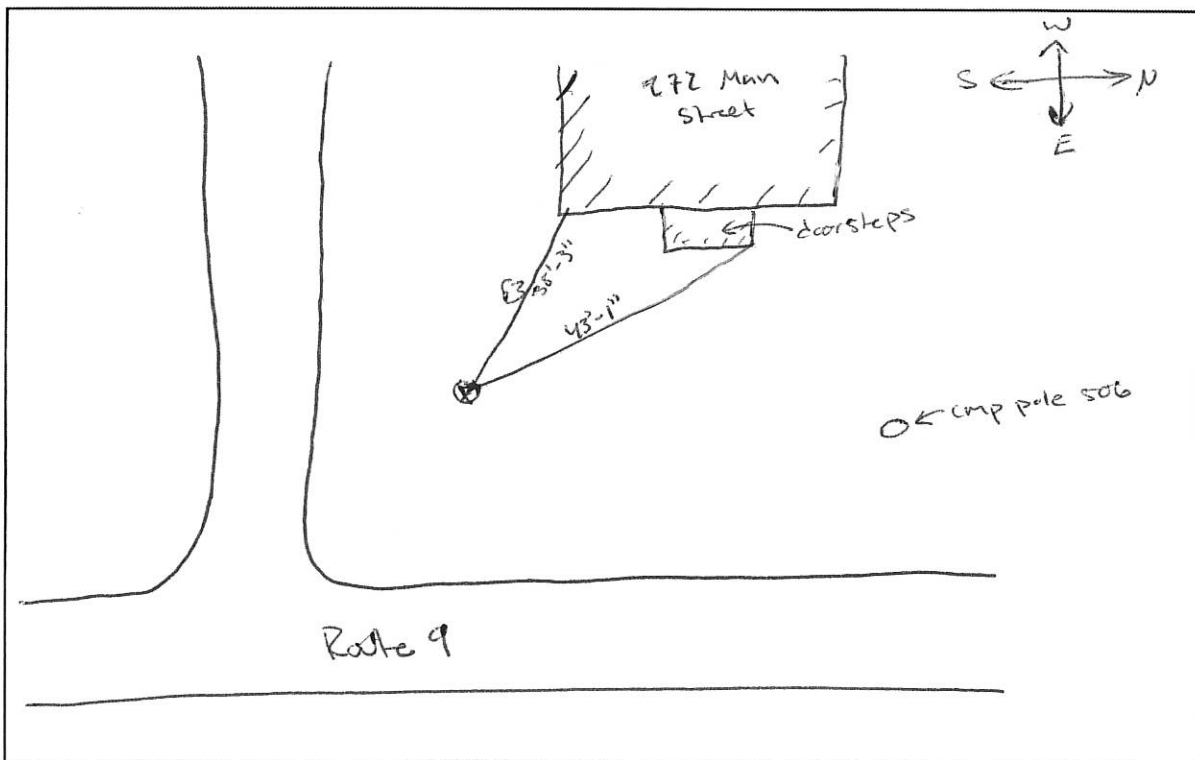
Occupant: _____

Depth, End of Service Pipe: ≈ 5.5'

Owner: _____

Length of Service Pipe Laid: _____

Project Contractor: A.H. Grover



Remarks: _____

SANITARY SEWER SERVICE LOCATION

Town, City of: Cumberland

Date Installed: _____

Street: Main St (Rt. 9)

Type, Size of Service Pipe: HDPE, 1.5"

Dwelling No. 273

Connection at Sewer Main: 3" x 1.5" TEE (FUSED)

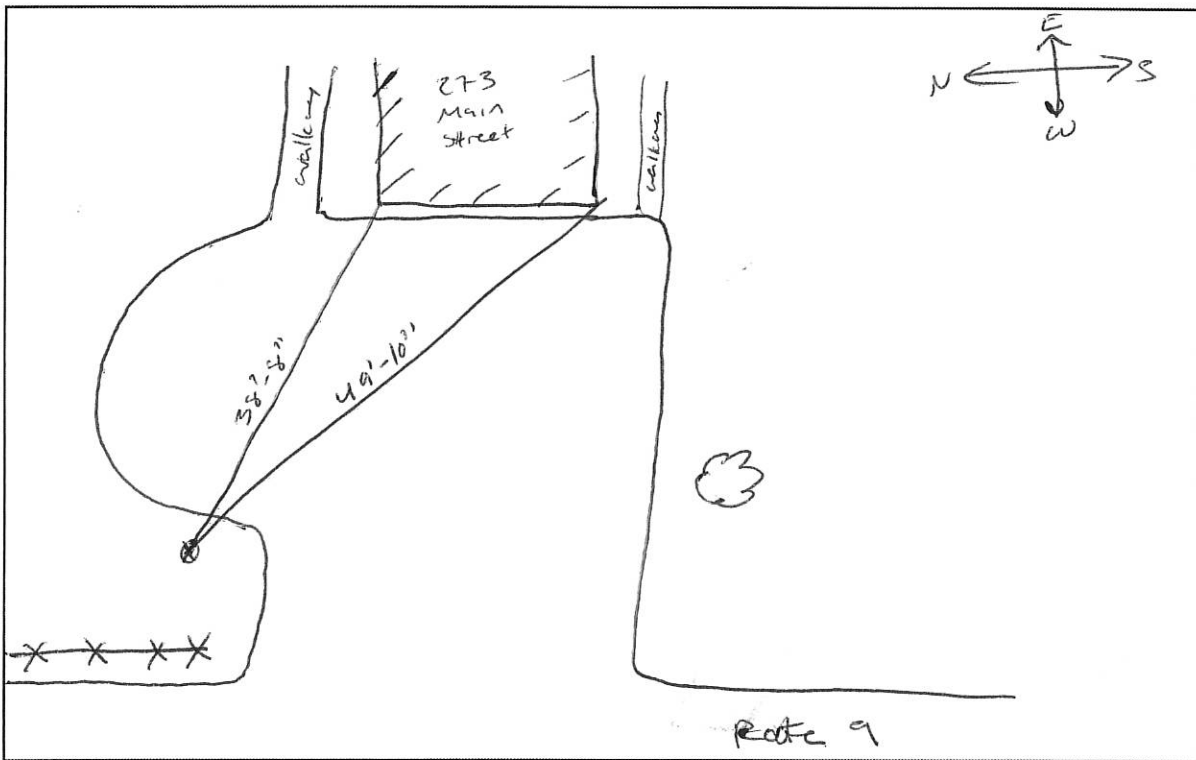
Occupant: _____

Depth, End of Service Pipe: ≈ 5.5'

Owner: _____

Length of Service Pipe Laid: _____

Project Contractor: A.H. Grover



Remarks: _____

SANITARY SEWER SERVICE LOCATION

Town, City of: Cumberland

Date Installed: _____

Street: Main St (Rt. 9)

Type, Size of Service Pipe: HDPE, 1.5"

Dwelling No. 274

Connection at Sewer Main: 3" X 1.5" TEE (FUSED)

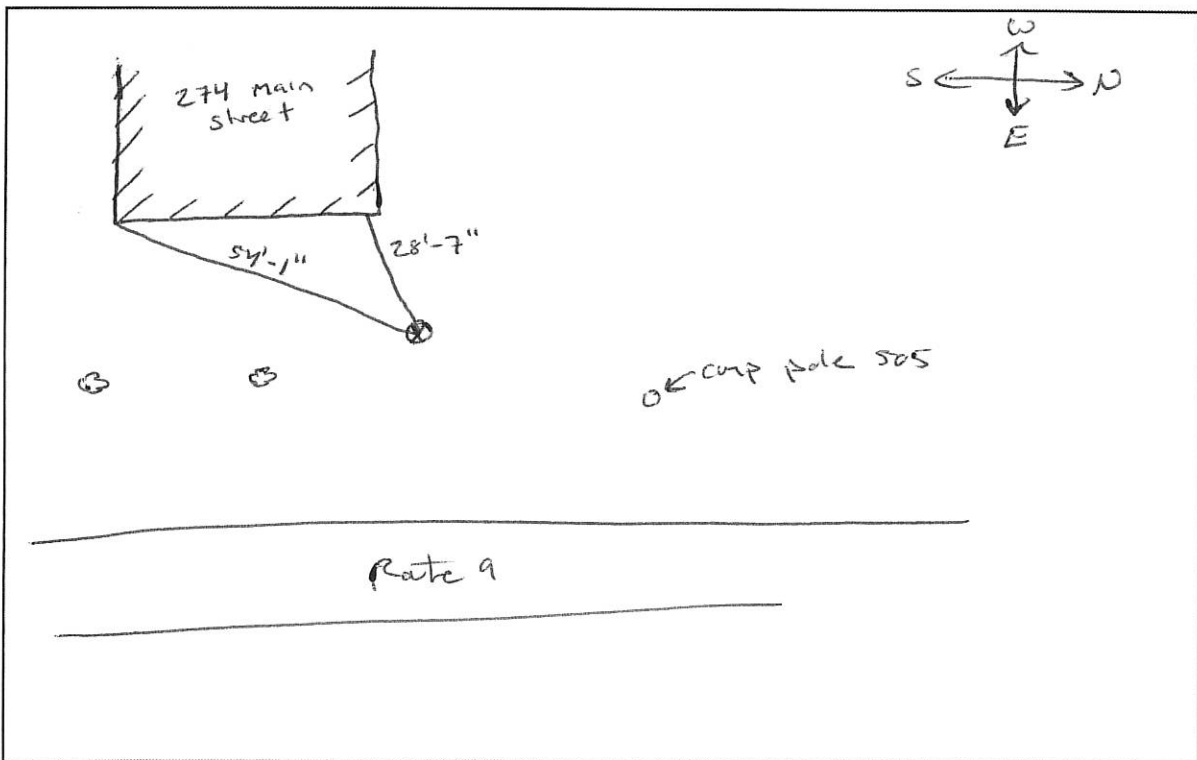
Occupant: _____

Depth, End of Service Pipe: ≈ 5.5'

Owner: _____

Length of Service Pipe Laid: _____

Project Contractor: A.H. Grover



Remarks: _____

SANITARY SEWER SERVICE LOCATION

Town, City of: Cumberland

Date Installed: _____

Street: Main St (Rt. 9)

Type, Size of Service Pipe: HDPE, 1.5"

Dwelling No. ~~260~~ 276

Connection at Sewer Main: 2" x 1.5" TEE (FUSED)

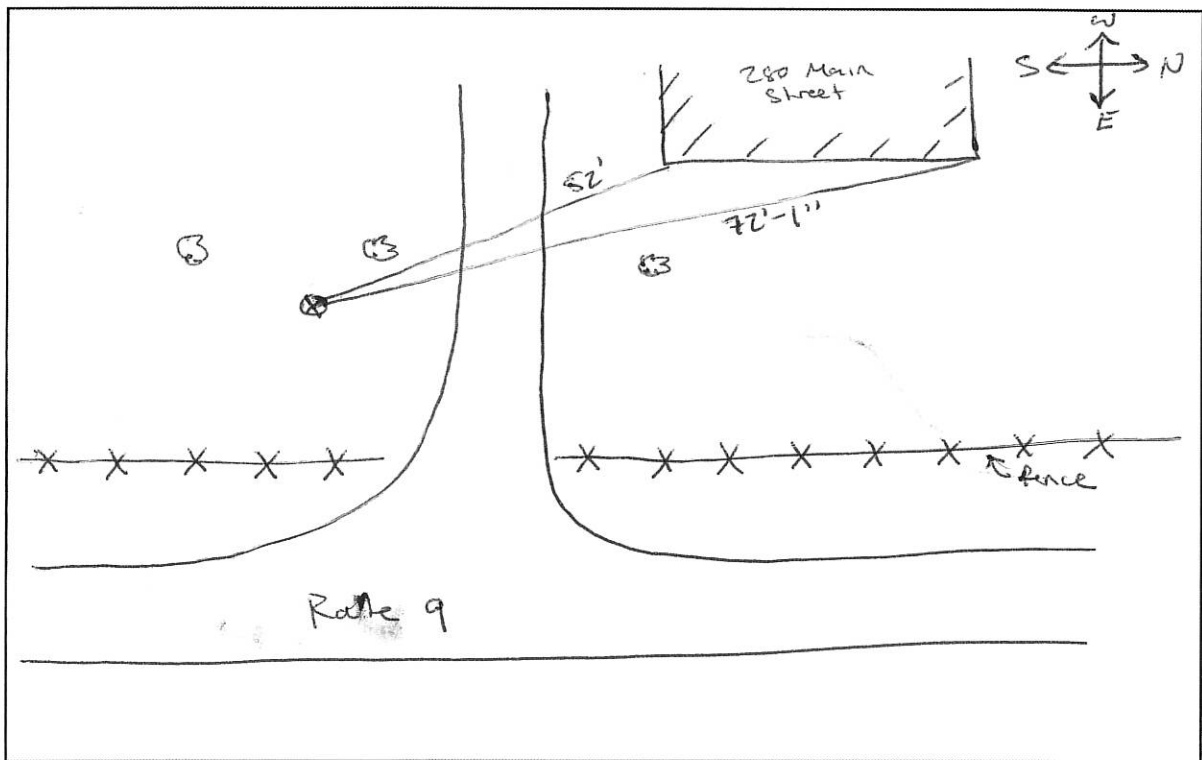
Occupant: _____

Depth, End of Service Pipe: ≈ 5.5'

Owner: _____

Length of Service Pipe Laid: _____

Project Contractor: A.H. Grover



Remarks: LOW PRESSURE FORCE MAIN

SANITARY SEWER SERVICE LOCATION

Town, City of: Cumberland

Date Installed: _____

Street: Main St (Rt. 9)

Type, Size of Service Pipe: HDPE, 1.5"

Dwelling No. 277

Connection at Sewer Main: 2" x 1.5" TEE (FUSED)

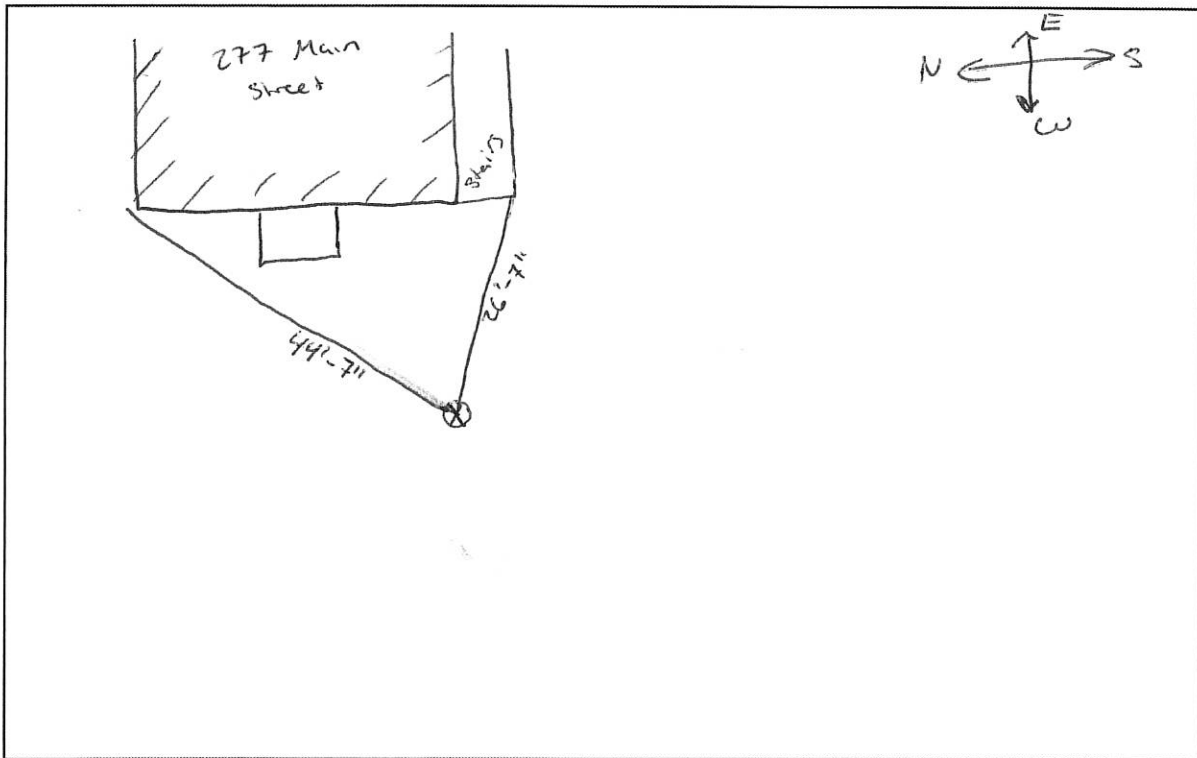
Occupant: _____

Depth, End of Service Pipe: ≈ 5.5'

Owner: _____

Length of Service Pipe Laid: _____

Project Contractor: A.H. Grover



Remarks: _____

SANITARY SEWER SERVICE LOCATION

Town, City of: Cumberland

Date Installed: _____

Street: Main St (Rt. 9)

Type, Size of Service Pipe: HDPE, 1.5"

Dwelling No. 280

Connection at Sewer Main: 2" x 1.5" TEE (FUSED)

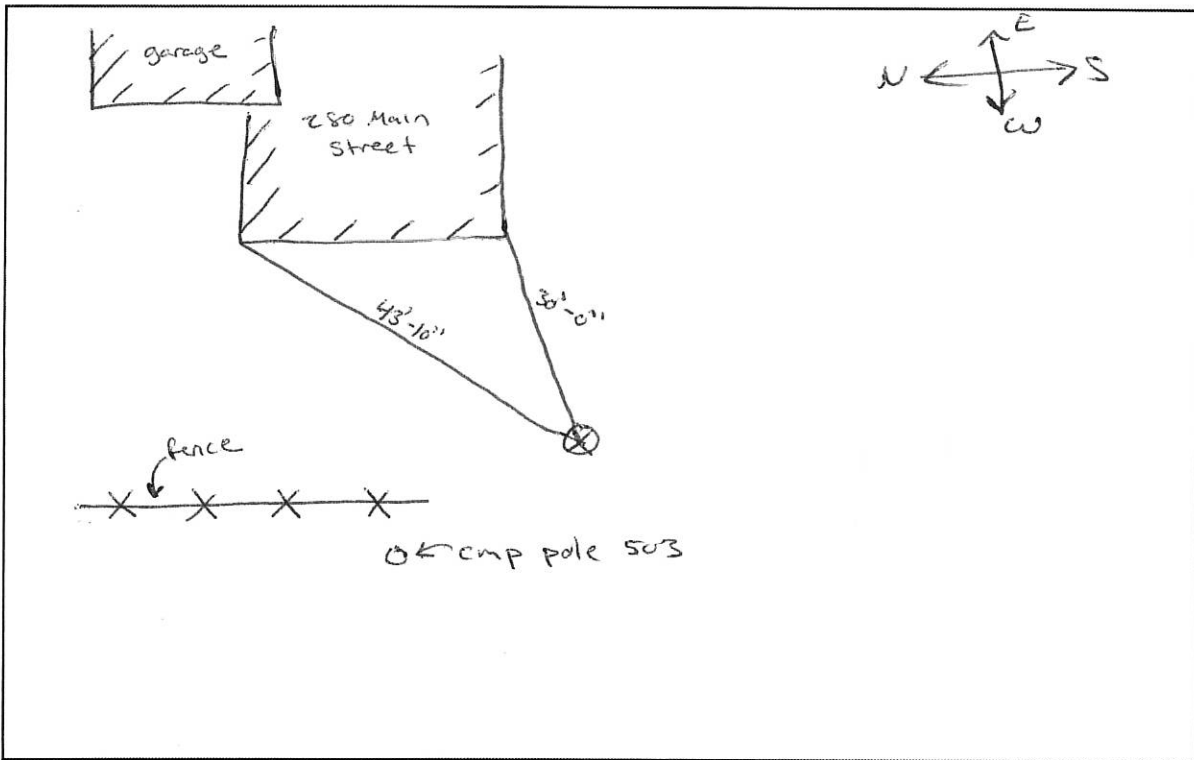
Occupant: _____

Depth, End of Service Pipe: ≈ 5.5'

Owner: _____

Length of Service Pipe Laid: _____

Project Contractor: A.H. Grover



Remarks: _____

SANITARY SEWER SERVICE LOCATION

Town, City of: Cumberland

Date Installed: _____

Street: Main St (Rt. 9)

Type, Size of Service Pipe: HDPE, 1.5"

Dwelling No. 281

Connection at Sewer Main: 2" X 1.5" TEE FUSED

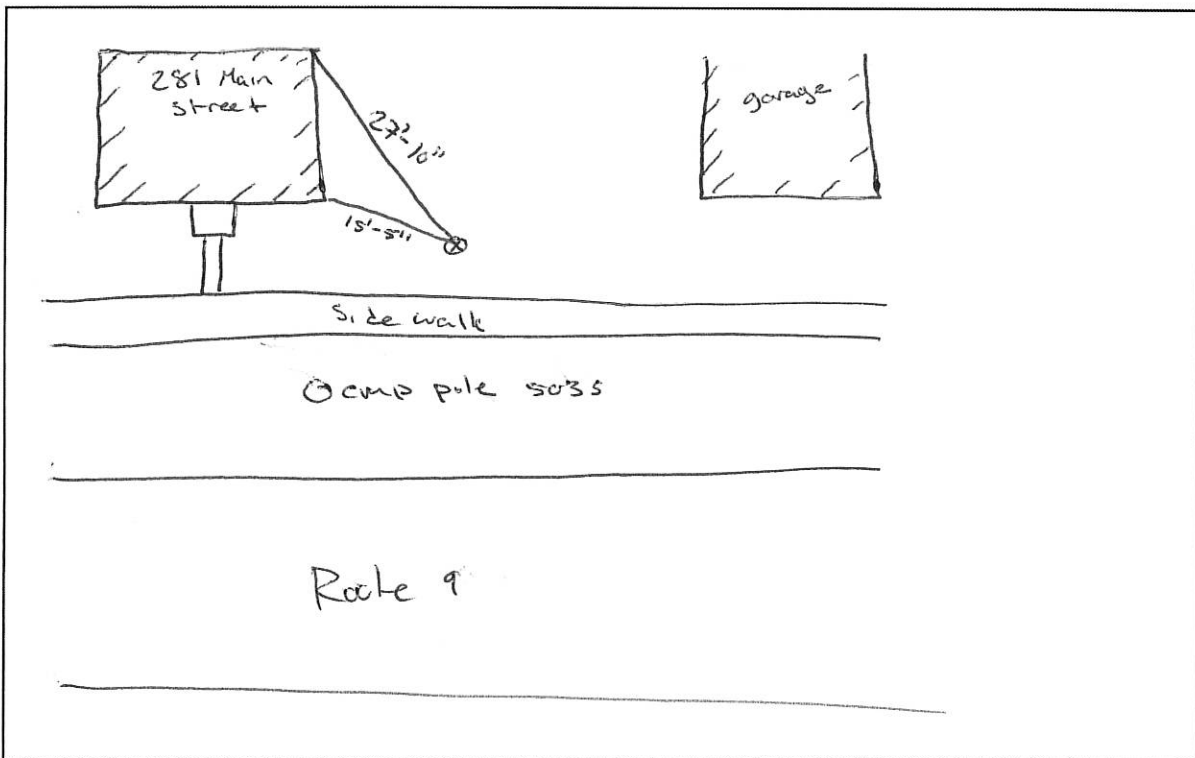
Occupant: _____

Depth, End of Service Pipe: ≈ 5.5'

Owner: _____

Length of Service Pipe Laid: _____

Project Contractor: A.H. Grover



Remarks: _____

SANITARY SEWER SERVICE LOCATION

Town, City of : Cumberland

Date Installed: _____

Street: Main St (Rt. 9)

Type, Size of Service Pipe: HDPE, 1.5"

Dwelling No. 283

Connection at Sewer Main: 2" X 1.5" TEE (FUSED)

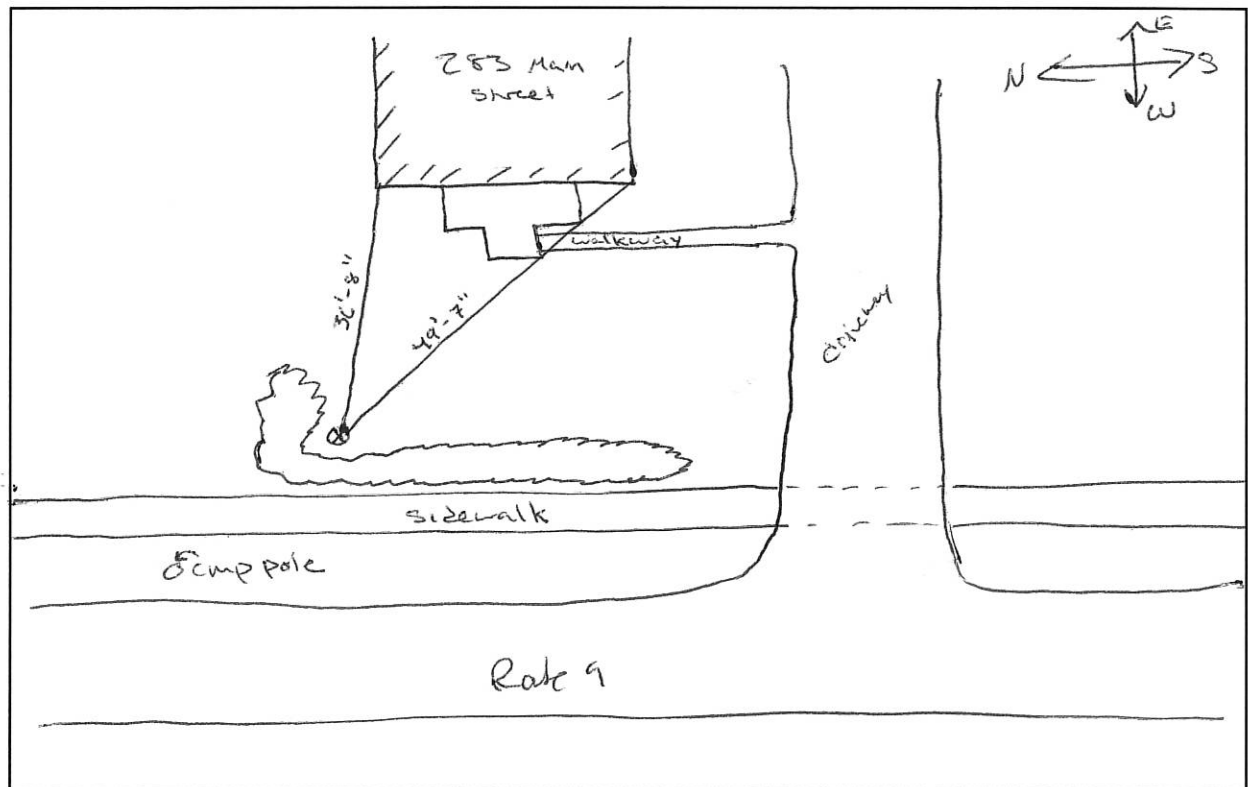
Occupant: _____

Depth, End of Service Pipe: ≈ 5.5'

Owner: _____

Length of Service Pipe Laid: _____

Project Contractor: A.H. Grover



Remarks: _____

SANITARY SEWER SERVICE LOCATION

Town, City of: Cumberland

Date Installed: _____

Street: Main St (Rt. 9)

Type, Size of Service Pipe: HDPE, 1.5"

Dwelling No. 294

Connection at Sewer Main: 2" x 1.5" TEE (FUSED)

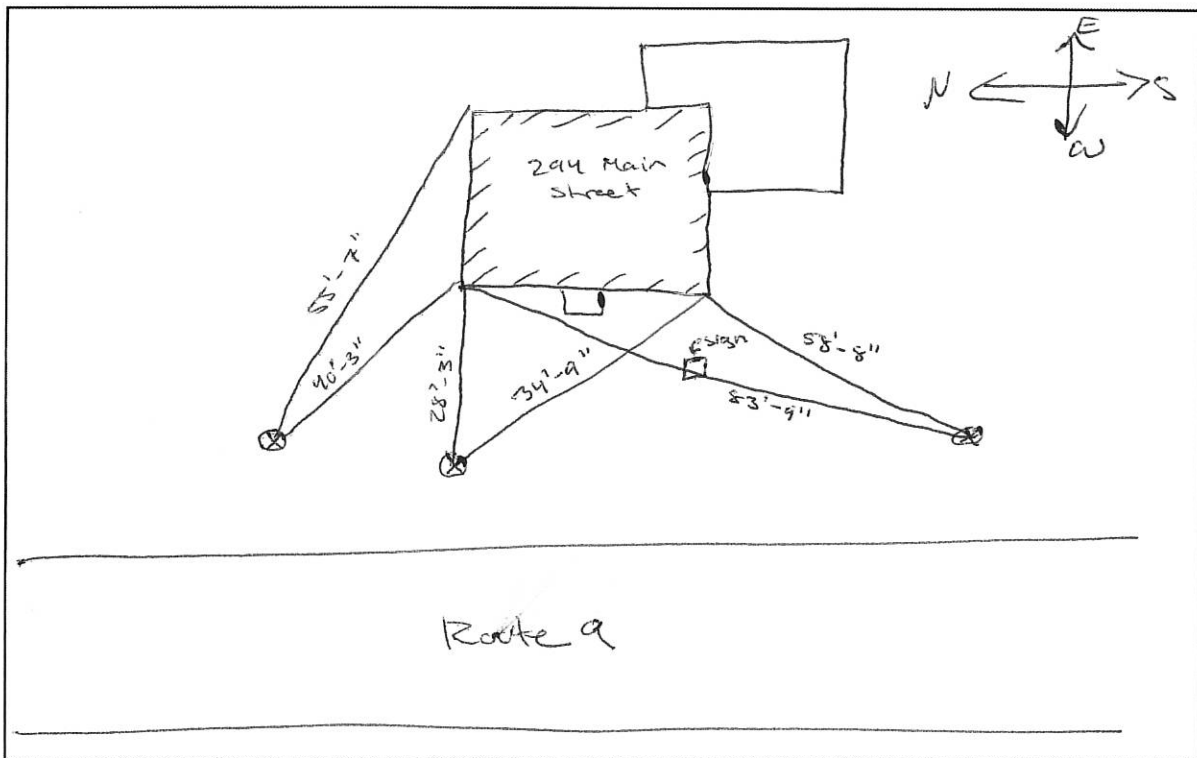
Occupant: _____

Depth, End of Service Pipe: ≈ 5.5'

Owner: _____

Length of Service Pipe Laid: _____

Project Contractor: A.H. Grover



Remarks: _____

SANITARY SEWER SERVICE LOCATION

Town, City of: CUMBERLAND

Date Installed: 10-10-18

Street: MAIN ST (RT.9)

Type, Size of Service Pipe: HDPE, 1.5"

Dwelling No. VACANT LOT ACROSS FROM #235

Connection at Sewer Main: 3"x1.5" TEE (FUSED)

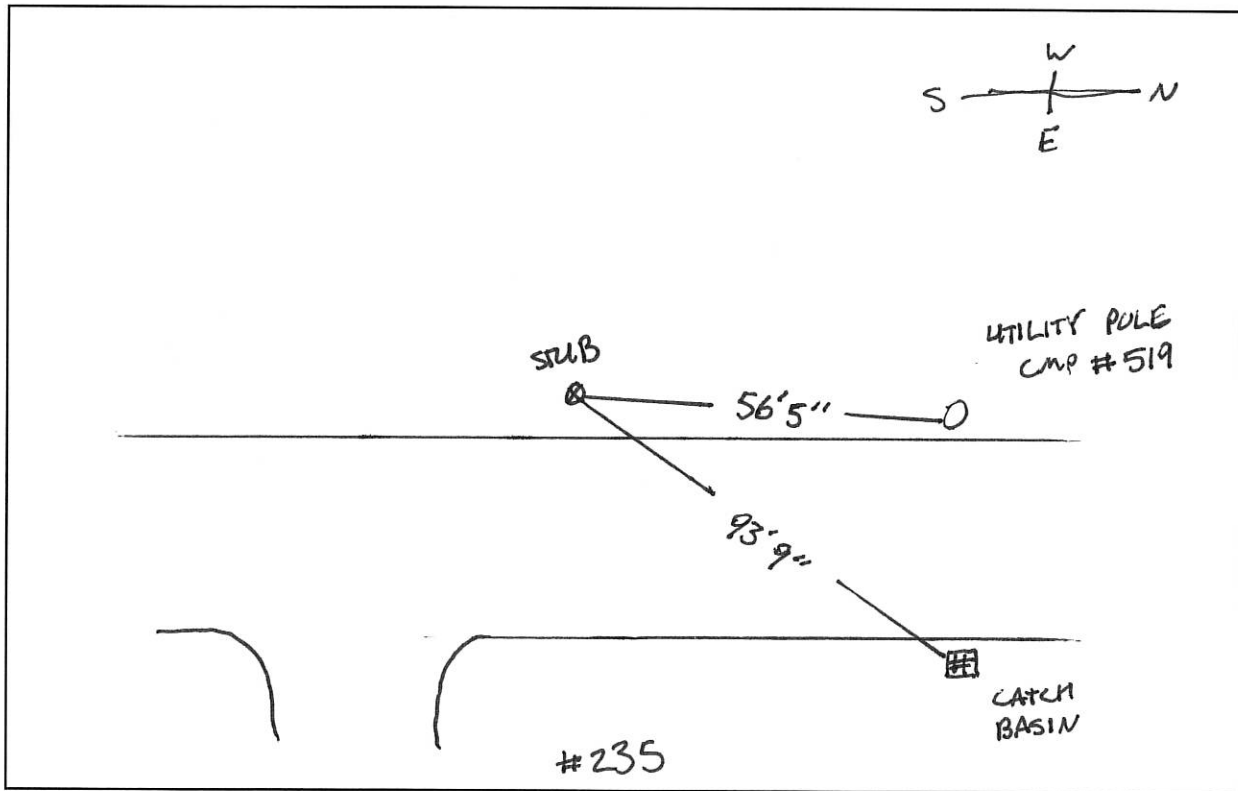
Occupant: _____

Depth, End of Service Pipe: ≈4.5'

Owner: _____

Length of Service Pipe Laid: _____

Project Contractor: A.H. GROVER



Remarks: LOW PRESSURE FORCE MAIN

SANITARY SEWER SERVICE LOCATION

Town, City of : CUMBERLAND

Date Installed: 10/3/18

Street: MAIN ST (RT.9)

Type, Size of Service Pipe: HDPE, 1.5"

Dwelling No. 211

Connection at Sewer Main: 3"X1.5" TEE (FUSED)

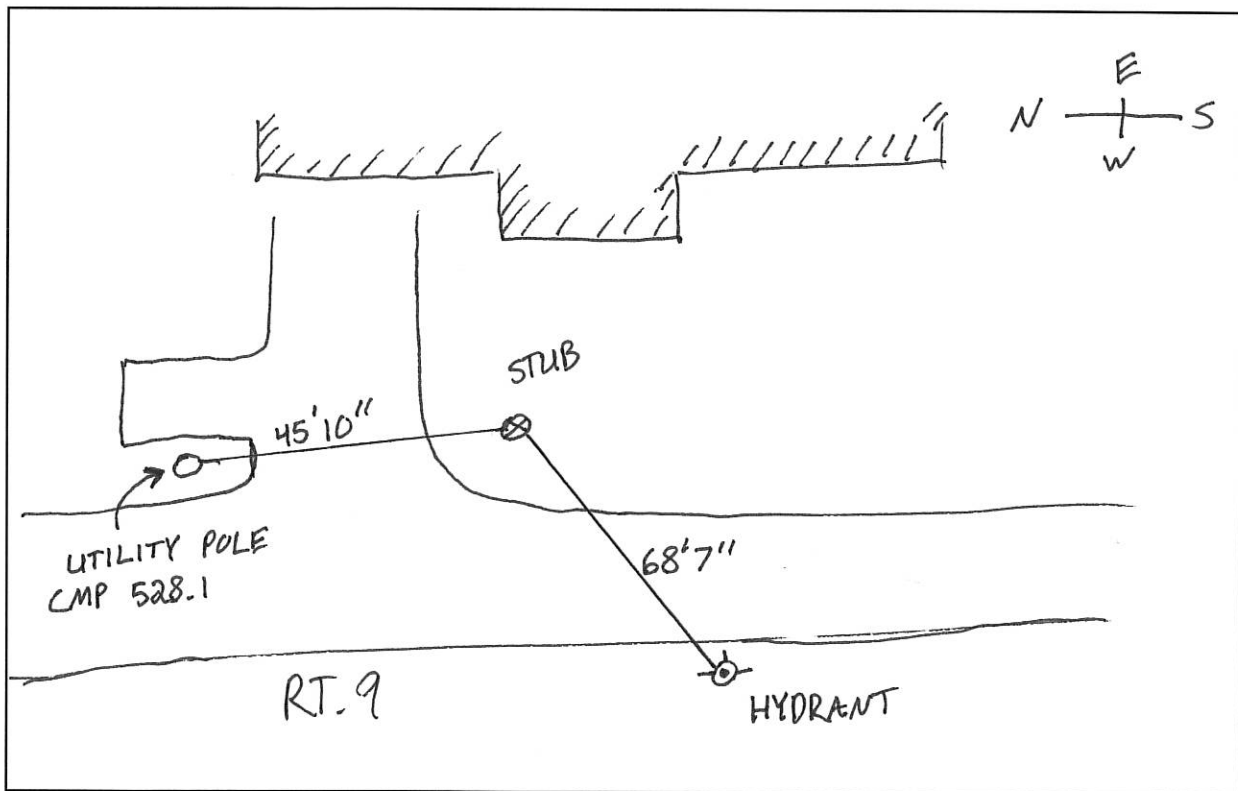
Occupant: _____

Depth, End of Service Pipe: ≈ 4.5'

Owner: _____

Length of Service Pipe Laid: _____

Project Contractor: A.H. GROVER



Remarks: LOW PRESSURE FORCE SEWER

SANITARY SEWER SERVICE LOCATION

Town, City of: CLIMBERLAND

Date Installed: 10/3/18

Street: MAIN ST (RT. 9)

Type, Size of Service Pipe: HDPE, 1.5"

Dwelling No. 213

Connection at Sewer Main: 3" X 1.5" TEE (FUSED)

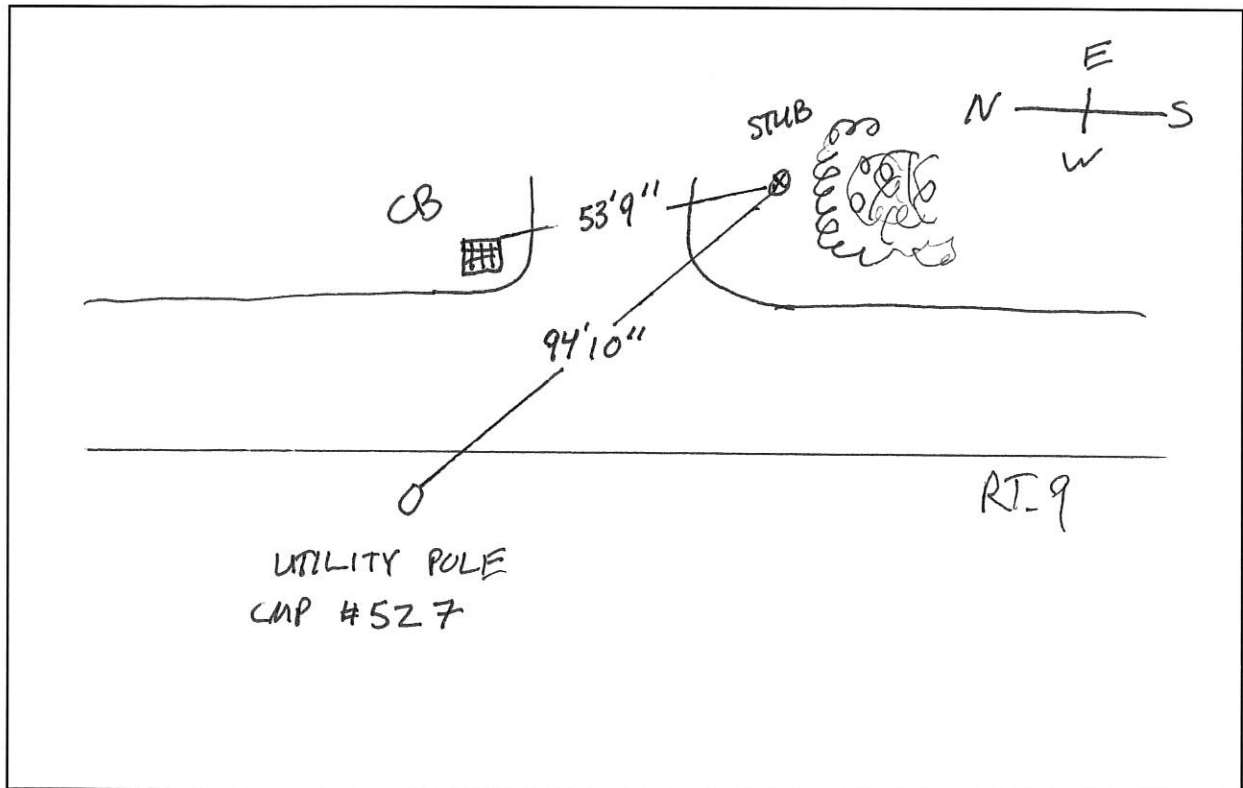
Occupant: _____

Depth, End of Service Pipe: ≈ 4.5'

Owner: _____

Length of Service Pipe Laid: _____

Project Contractor: A.H. GROVER



Remarks: LOW PRESSURE FORCE SEWER

SANITARY SEWER SERVICE LOCATION

Town, City of: CLUMBERLAND

Date Installed: 10/3/18

Street: MAIN ST (RT. 9)

Type, Size of Service Pipe: HDPE, 1.5"

Dwelling No. 215

Connection at Sewer Main: 3"X1.5" TEE (FUSED)

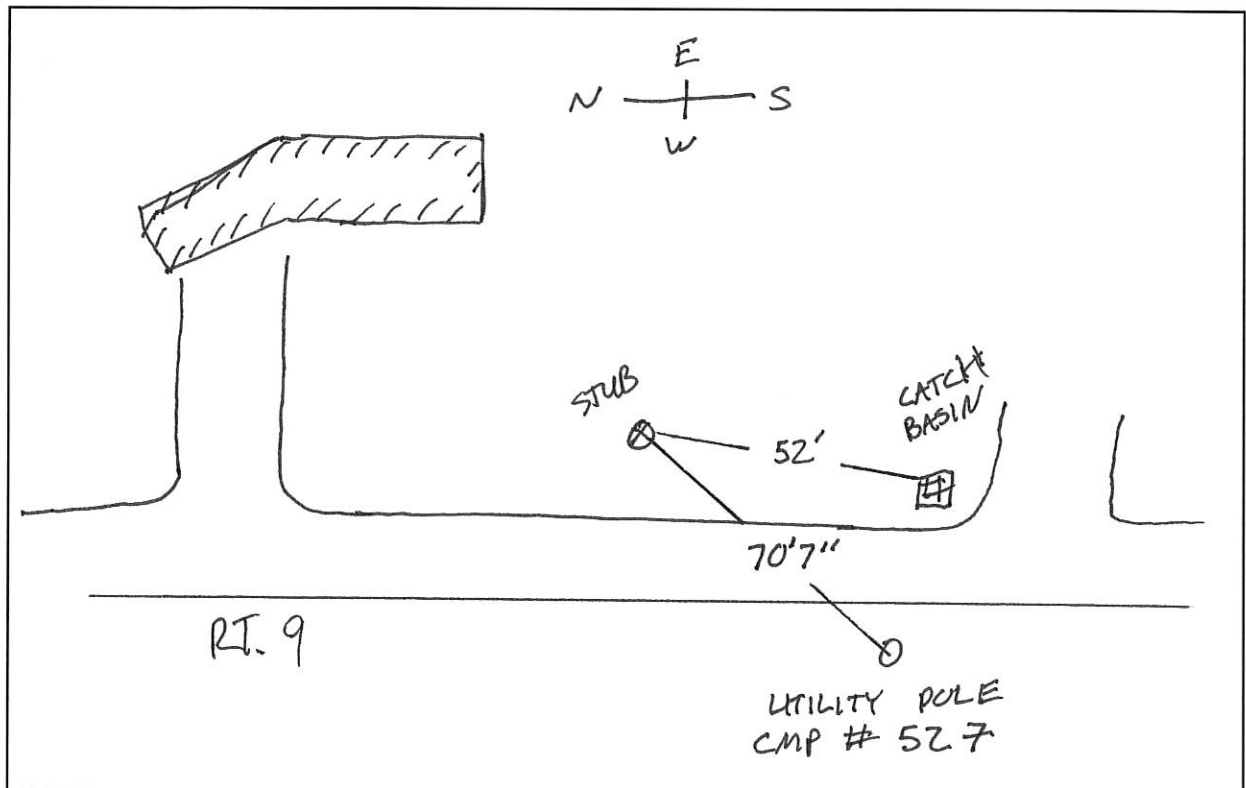
Occupant: _____

Depth, End of Service Pipe: ≈ 4.5'

Owner: _____

Length of Service Pipe Laid: _____

Project Contractor: A. H. GROVER



Remarks: LOW PRESSURE FORCE SEWER

SANITARY SEWER SERVICE LOCATION

Town, City of: CUMBERLAND

Date Installed: 10/8/18

Street: MAIN ST (RT. 9)

Type, Size of Service Pipe: HDPPE, 1.5"

Dwelling No. 231

Connection at Sewer Main: 3" X 1.5" TEE (FUSED)

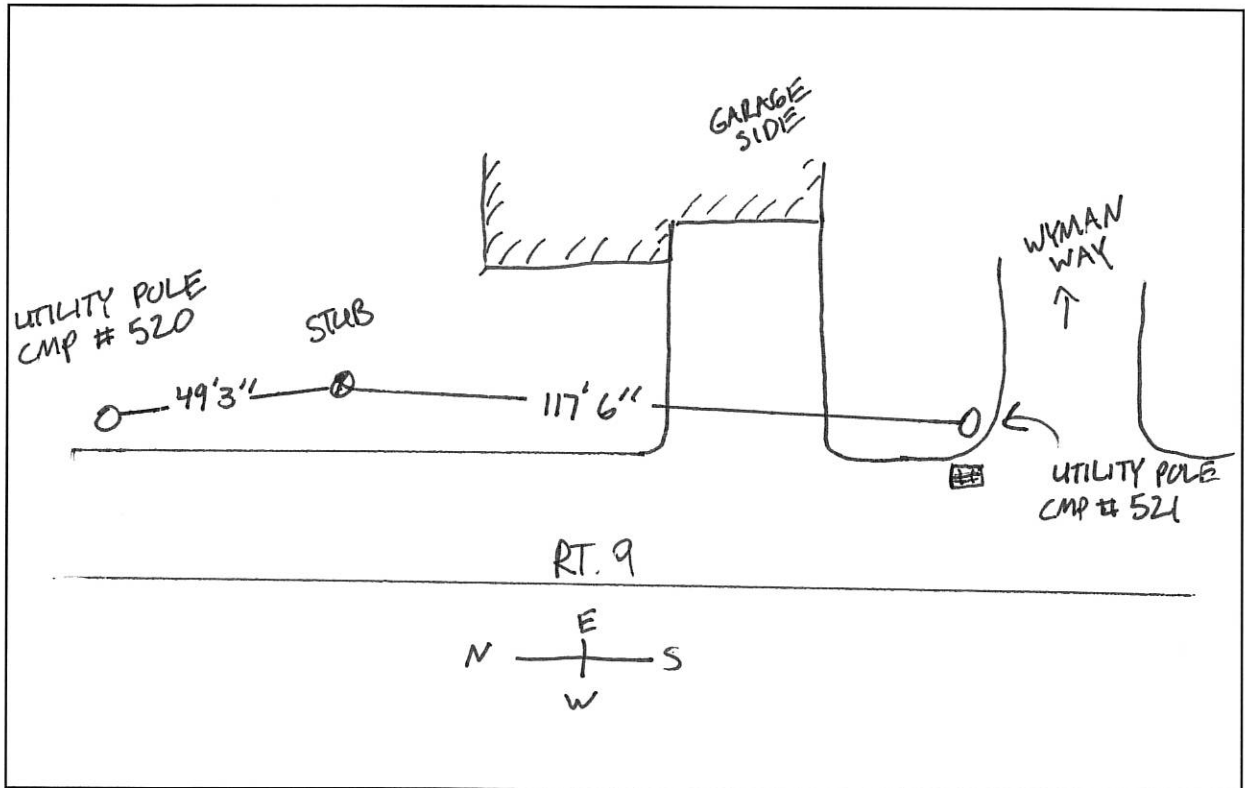
Occupant: _____

Depth, End of Service Pipe: ≈ 4.5'

Owner: _____

Length of Service Pipe Laid: _____

Project Contractor: A.H. GROVER



Remarks: LOW PRESSURE FORCE MAIN

SANITARY SEWER SERVICE LOCATION

Town, City of: CUMBERLAND

Date Installed: 10-10-18

Street: MAIN ST. (RT. 9)

Type, Size of Service Pipe: HDPE, 1.5"

Dwelling No. 232

Connection at Sewer Main: 3" x 1.5" TEE (FUSED)

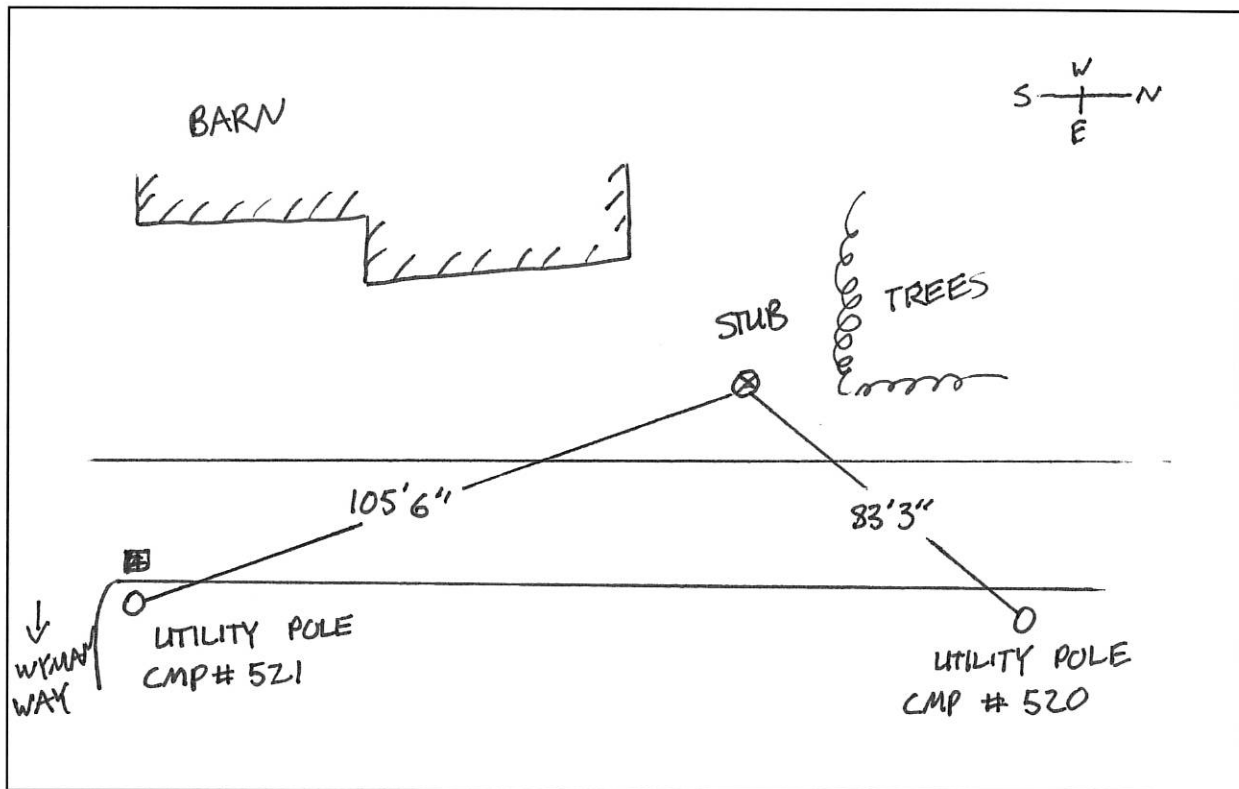
Occupant: _____

Depth, End of Service Pipe: ≈ 4.5'

Owner: _____

Length of Service Pipe Laid: _____

Project Contractor: A.H. GROVER



Remarks: LOW PRESSURE FORCE MAIN

SANITARY SEWER SERVICE LOCATION

Town, City of : CUMBERLAND

Date Installed: 10-9-18

Street: MAIN ST. (RT. 9)

Type, Size of Service Pipe: HDPE, 1.5"

Dwelling No. 235

Connection at Sewer Main: 3" X 1.5" TEE (FUSED)

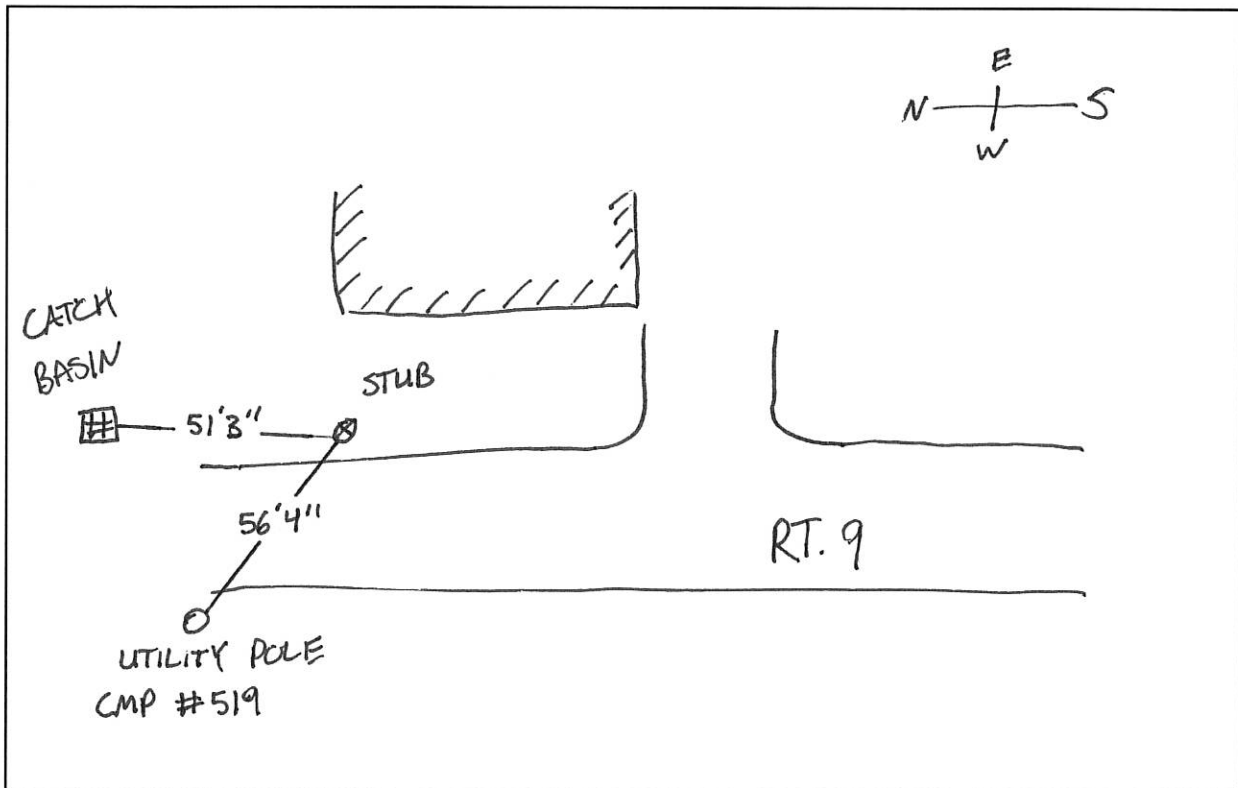
Occupant: _____

Depth, End of Service Pipe: ≈ 4.5'

Owner: _____

Length of Service Pipe Laid: _____

Project Contractor: A.H. GROVER



Remarks: LOW PRESSURE FORCE MAIN

SANITARY SEWER SERVICE LOCATION

Town, City of: CUMBERLAND

Date Installed: 10-9-18

Street: MAIN ST (RT. 9)

Type, Size of Service Pipe: HDPE, 1.5"

Dwelling No. 239

Connection at Sewer Main: 3"X1.5" TEE (FUSED)

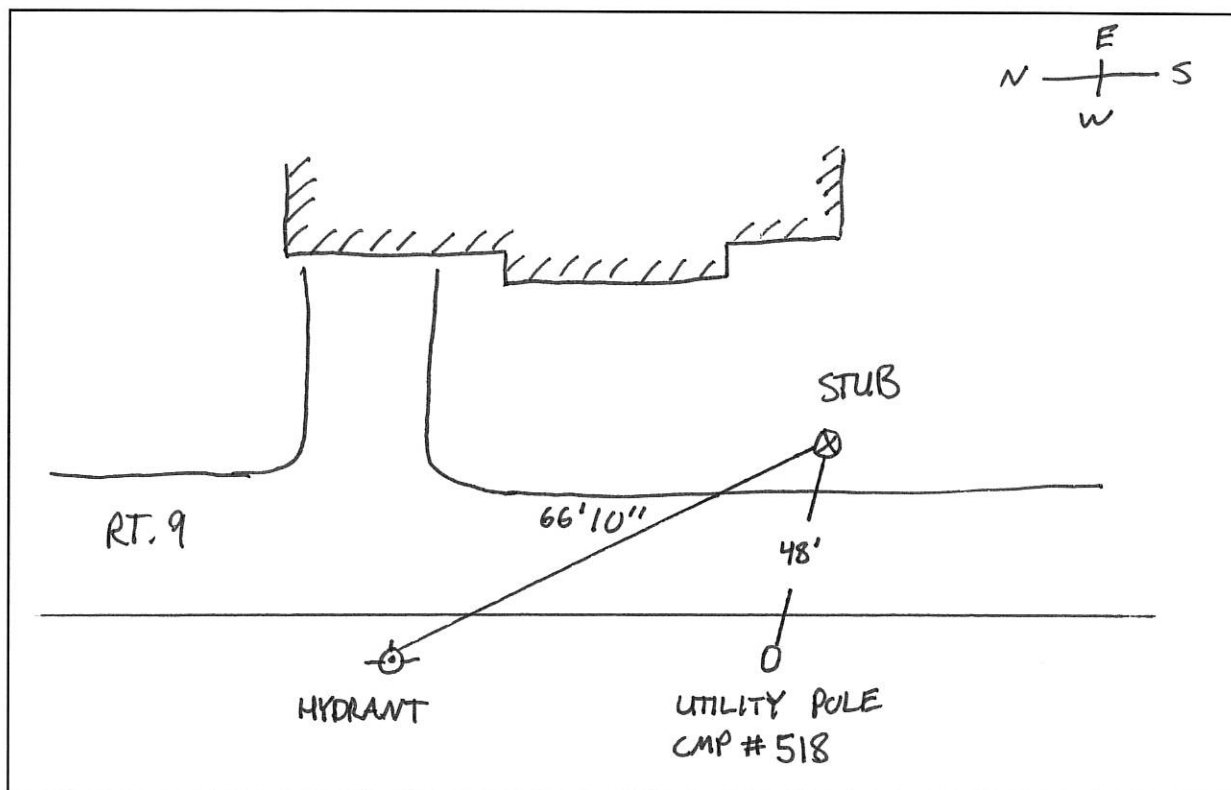
Occupant: _____

Depth, End of Service Pipe: ≈ 4.5'

Owner: _____

Length of Service Pipe Laid: _____

Project Contractor: A.H. GROVER



Remarks: LOW PRESSURE FORCE MAIN

SANITARY SEWER SERVICE LOCATION

Town, City of: CUMBERLAND

Date Installed: 11/12/18

Street: MAIN ST (RT.9)

Type, Size of Service Pipe: HDPE, 1.5"

Dwelling No. 241

Connection at Sewer Main: 3"X1.5" TEE (FUSED)

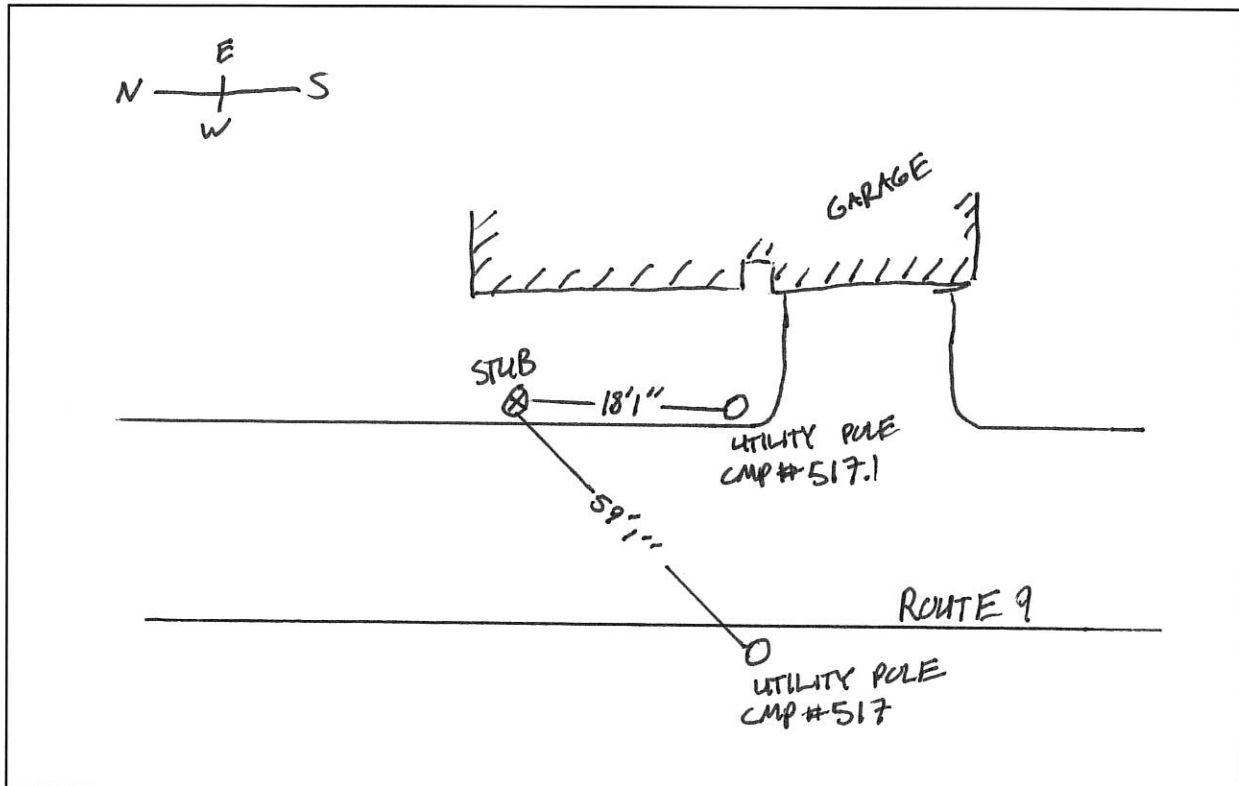
Occupant: _____

Depth, End of Service Pipe: ≈4.5'

Owner: _____

Length of Service Pipe Laid: _____

Project Contractor: A.H. GROVER



Remarks: LOW PRESSURE FORCE MAIN

SANITARY SEWER SERVICE LOCATION

Town, City of: CUMBERLAND

Date Installed: 11-12-18

Street: MAIN ST. (RT 9)

Type, Size of Service Pipe: HDPE, 1.5"

Dwelling No. 243

Connection at Sewer Main: 3"x1.5" TEE (FUSED)

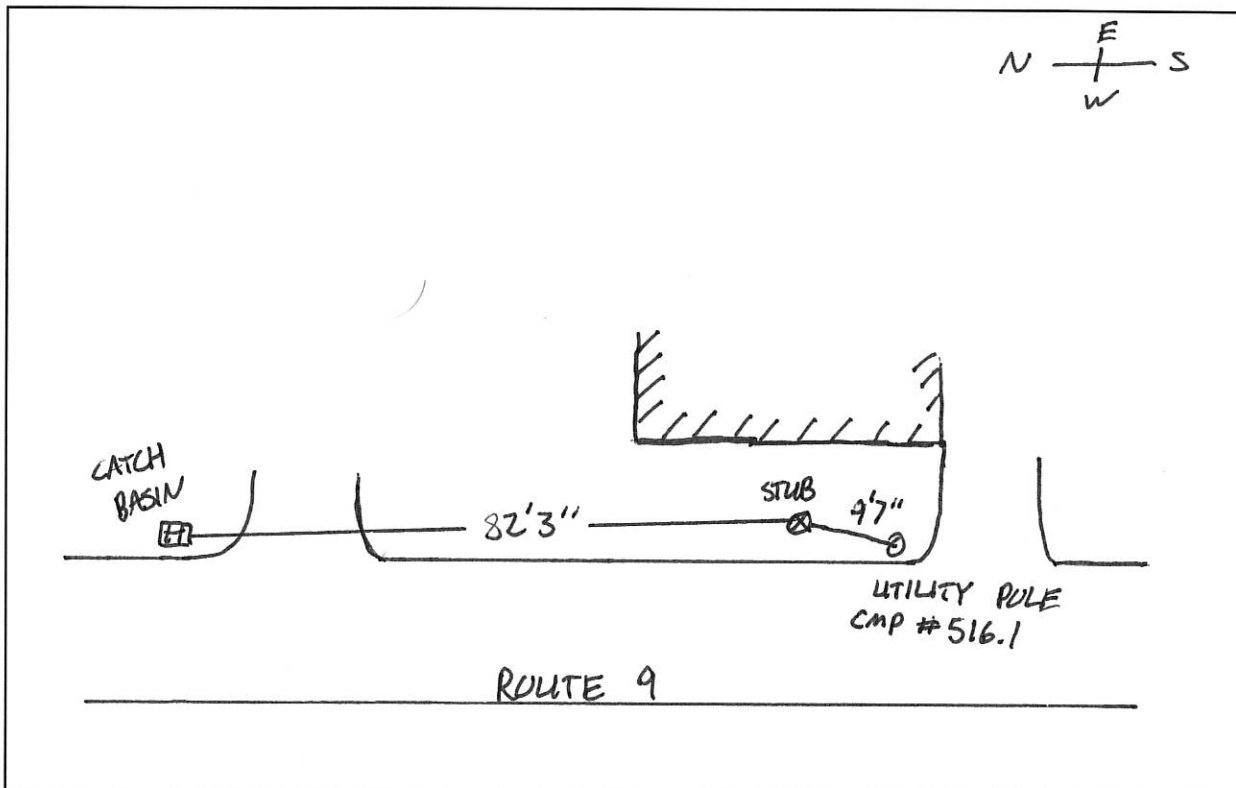
Occupant: _____

Depth, End of Service Pipe: ≈ 4.5'

Owner: _____

Length of Service Pipe Laid: _____

Project Contractor: A.H. GROVER



Remarks: LOW PRESSURE FORCE MAIN

SANITARY SEWER SERVICE LOCATION

Town, City of : CUMBERLAND

Date Installed: 11-12-18

Street: MAIN ST. (RT. 9)

Type, Size of Service Pipe: HDPE, 1.5"

Dwelling No. 244

Connection at Sewer Main: 3" x 1.5" TEE FUSED

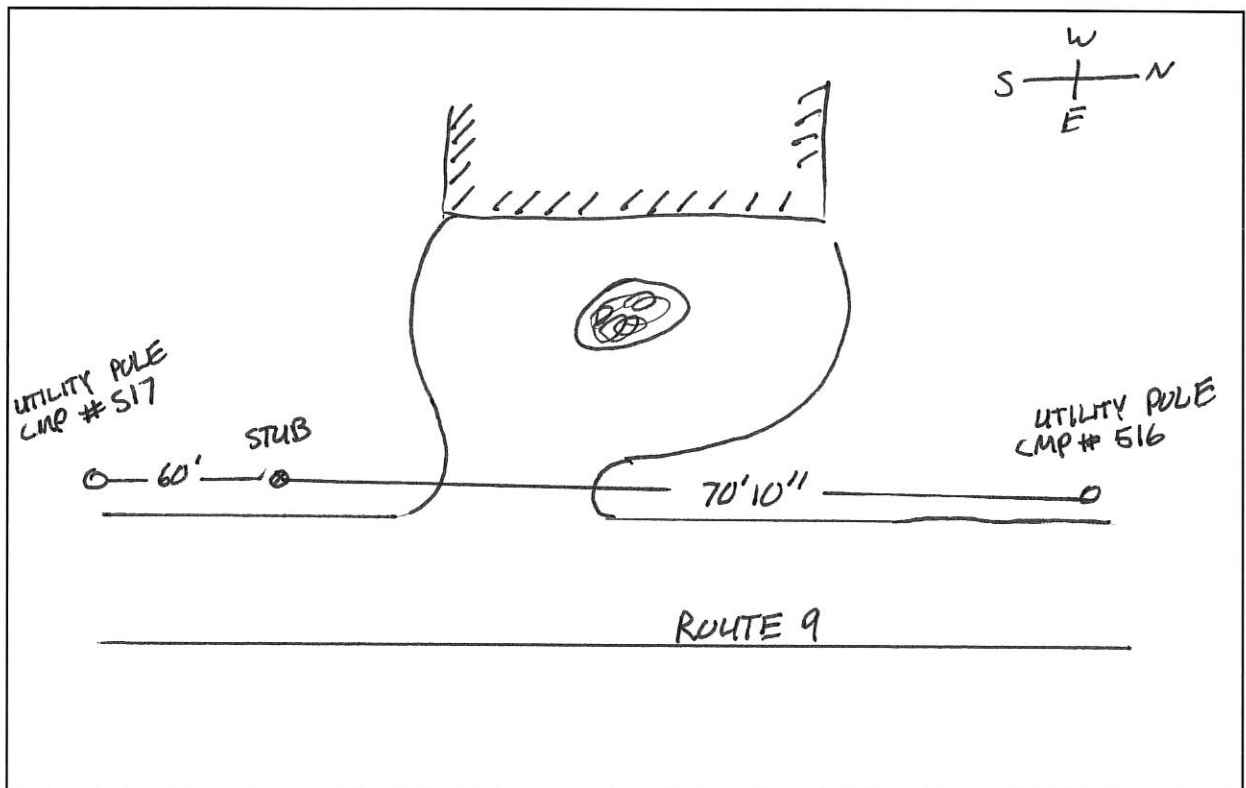
Occupant: _____

Depth, End of Service Pipe: ≈ 4.5'

Owner: _____

Length of Service Pipe Laid: _____

Project Contractor: A.H. GROVER



Remarks: LOW PRESSURE FORCE MAIN

SANITARY SEWER SERVICE LOCATION

Town, City of : CUMBERLAND

Date Installed: 11-14-18

Street: MAIN ST (RT. 9)

Type, Size of Service Pipe: HDPE, 1.5"

Dwelling No. 245

Connection at Sewer Main: 3"X1.5" TEE (FUSED)

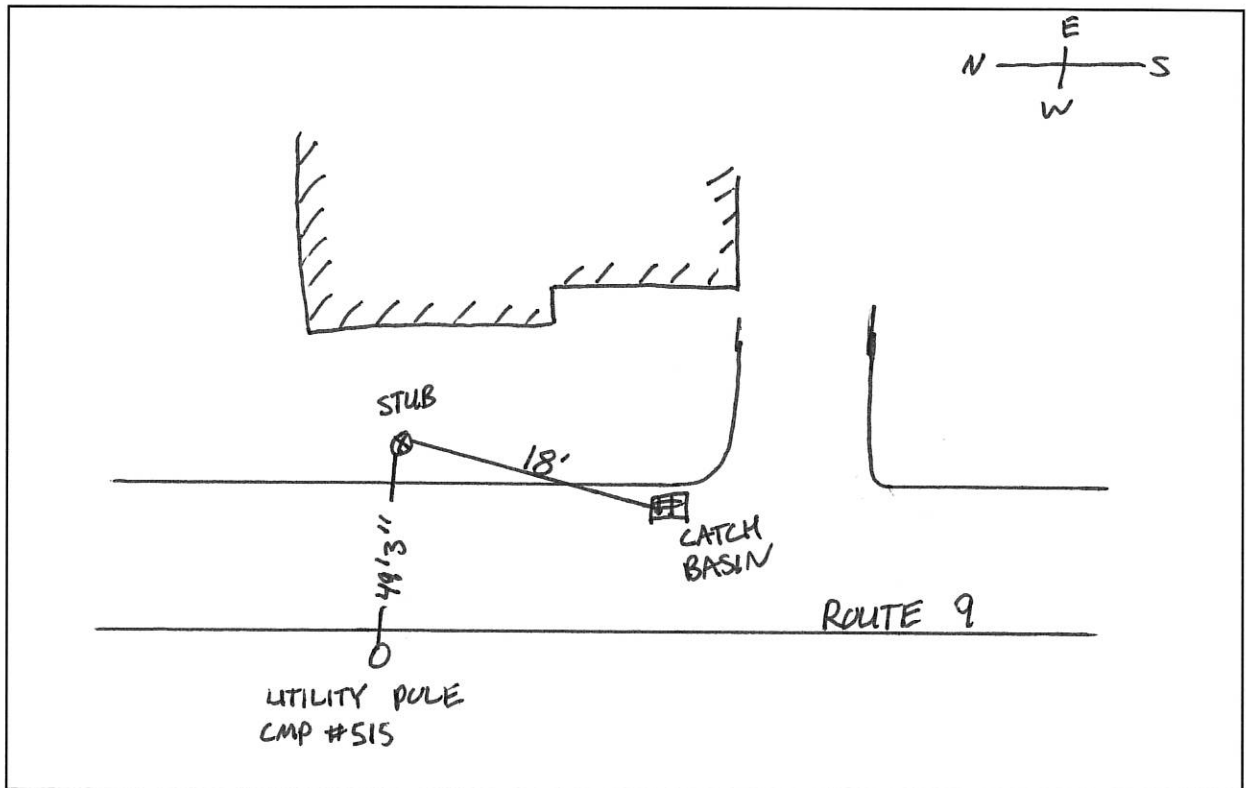
Occupant: _____

Depth, End of Service Pipe: ≈ 4.5'

Owner: _____

Length of Service Pipe Laid: _____

Project Contractor: A.H. GROVER



Remarks: LOW PRESSURE FORCE MAIN

SANITARY SEWER SERVICE LOCATION

Town, City of : CUMBERLAND

Date Installed: 11-19-18

Street: MAIN ST (RT. 9)

Type, Size of Service Pipe: HDPE, 1.5"

Dwelling No. 248

Connection at Sewer Main: 3"X1.5" TEE (FUSED)

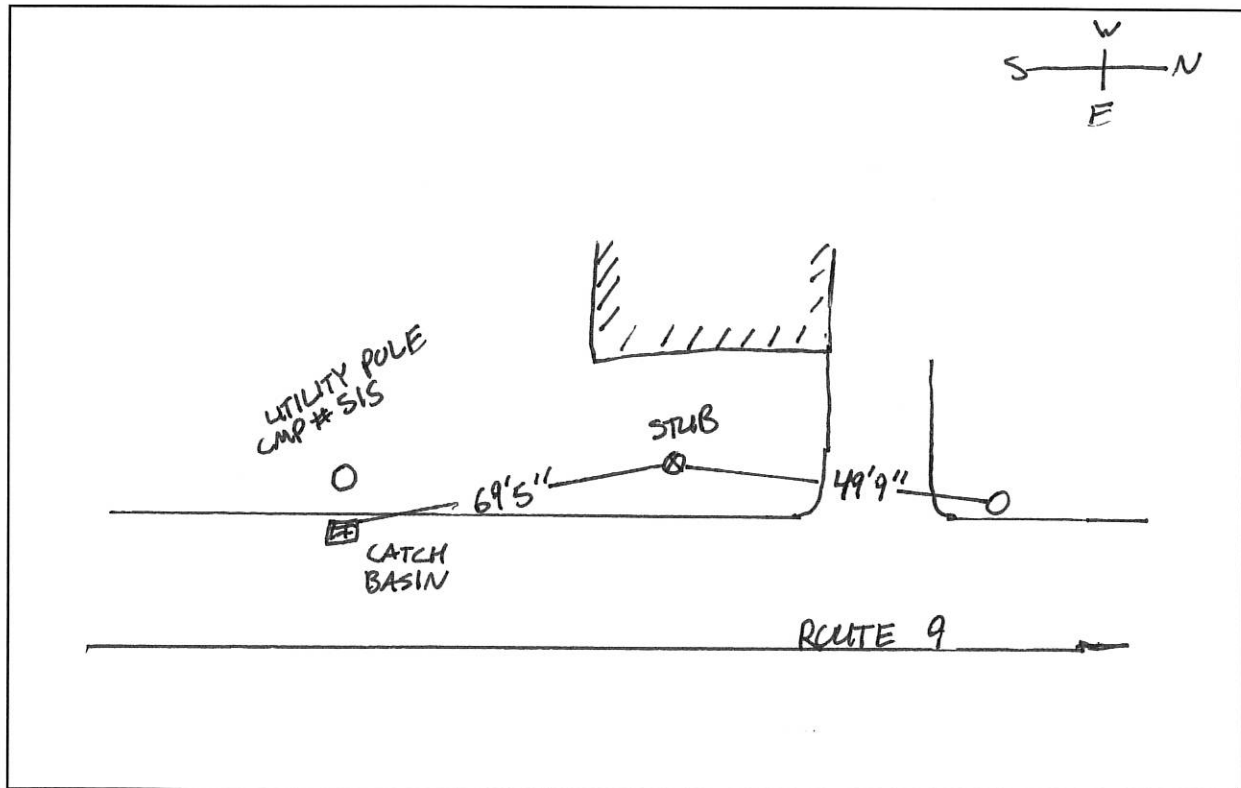
Occupant: _____

Depth, End of Service Pipe: 5.5'

Owner: _____

Length of Service Pipe Laid: _____

Project Contractor: A.H. GROVER



Remarks: LOW PRESSURE FORCE MAIN

SANITARY SEWER SERVICE LOCATION

Town, City of : CUMBERLAND

Date Installed: 11-14-18

Street: MAIN ST (RT. 9)

Type, Size of Service Pipe: HDPE, 1.5"

Dwelling No. 249

Connection at Sewer Main: 3"x1.5" TEE (FUSED)

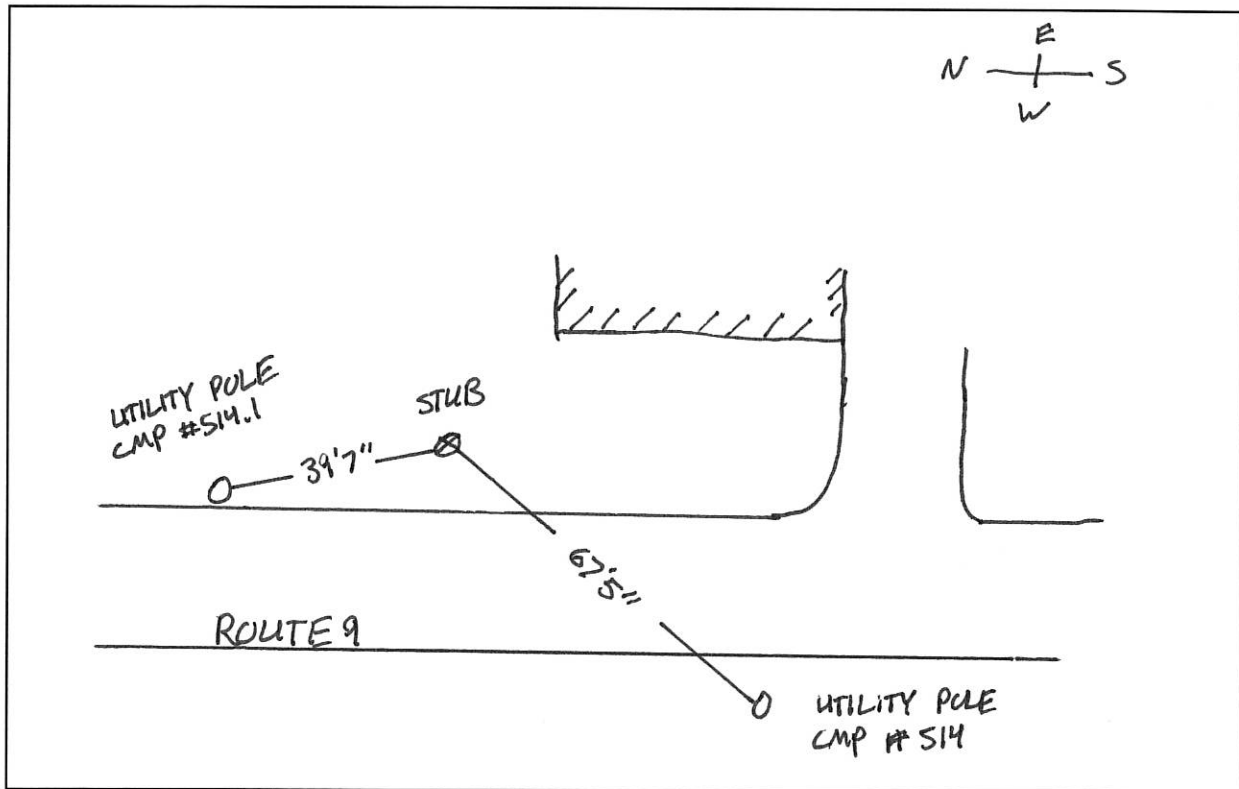
Occupant: _____

Depth, End of Service Pipe: ≈5'

Owner: _____

Length of Service Pipe Laid: _____

Project Contractor: A.H. GROVER



Remarks: LOW PRESSURE FORCE MAIN

SANITARY SEWER SERVICE LOCATION

Town, City of: CUMBERLAND

Date Installed: 11-19-18

Street: MAIN ST (RT. 9)

Type, Size of Service Pipe: HDPE, 1.5"

Dwelling No. 250

Connection at Sewer Main: 3" x 1.5" TEE (FUSED)

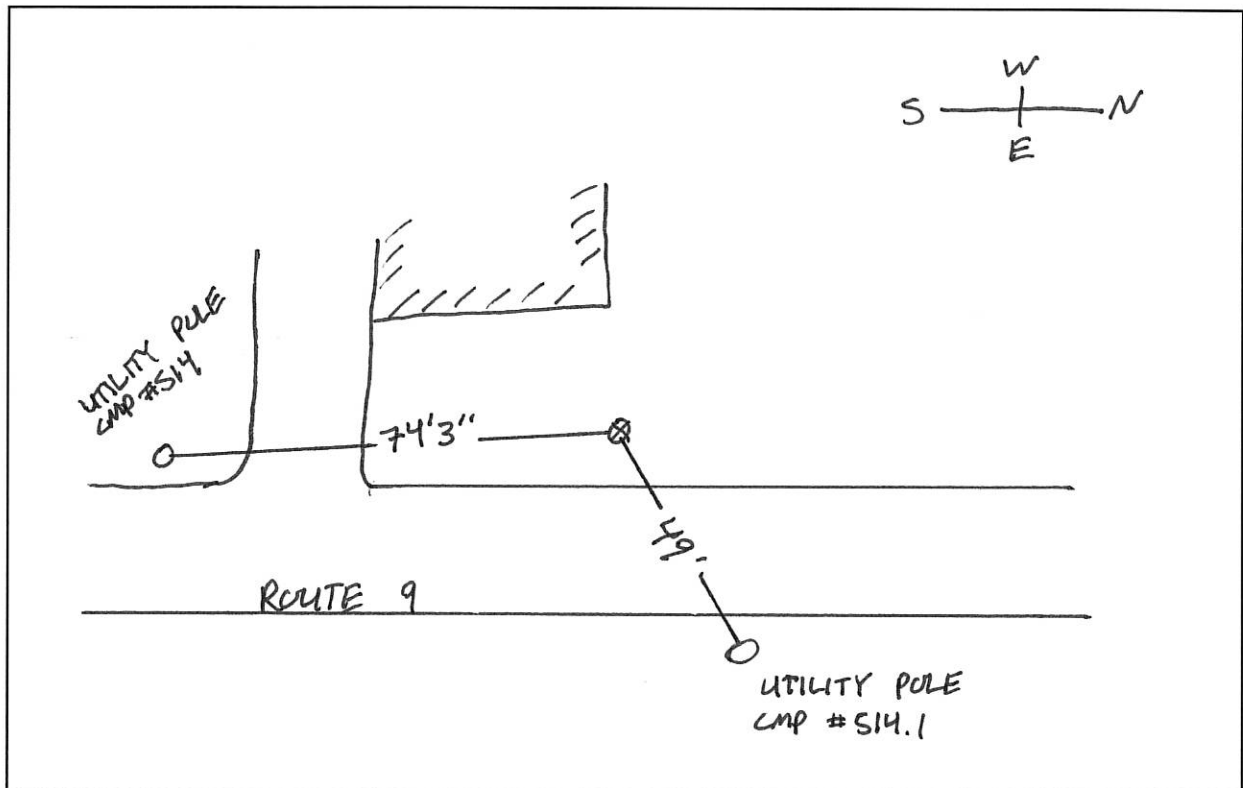
Occupant: _____

Depth, End of Service Pipe: ≈ 5'

Owner: _____

Length of Service Pipe Laid: _____

Project Contractor: A.H. GROVER



Remarks: LOW PRESSURE FORCE MAIN

SANITARY SEWER SERVICE LOCATION

Town, City of: CUMBERLAND

Date Installed: 11-14-18

Street: MAIN ST (RT. 9)

Type, Size of Service Pipe: HDPE, 1.5"

Dwelling No. 251

Connection at Sewer Main: 3"x1.5" TEE (FUSED)

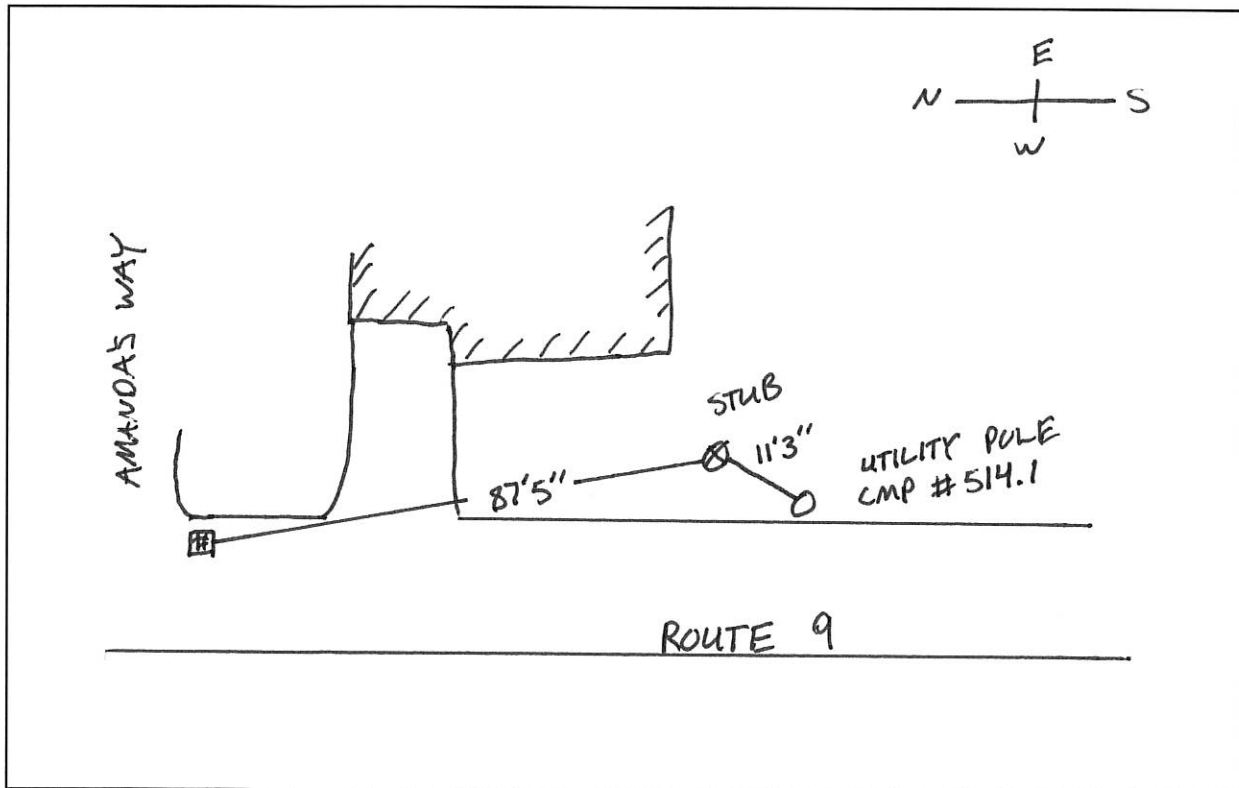
Occupant: _____

Depth, End of Service Pipe: ≈ 6'

Owner: _____

Length of Service Pipe Laid: _____

Project Contractor: A.H. GROVER



Remarks: LOW PRESSURE FORCE MAIN

SANITARY SEWER SERVICE LOCATION

Town, City of : CUMBERLAND

Date Installed: 11-19-18

Street: MAIN ST (RT. 9)

Type, Size of Service Pipe: HDPE, 1.5"

Dwelling No. 252

Connection at Sewer Main: 3"x1.5" TEE (FUSED)

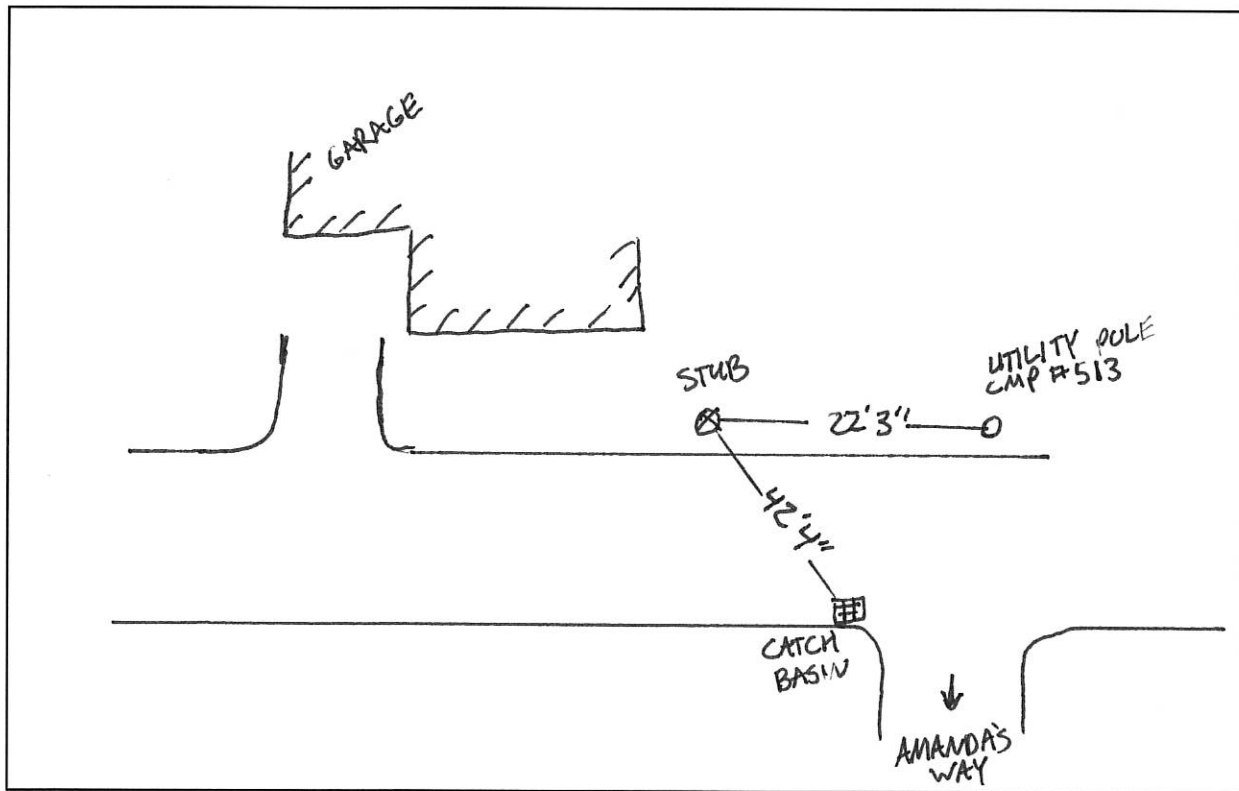
Occupant: _____

Depth, End of Service Pipe: ≈ 5'

Owner: _____

Length of Service Pipe Laid: _____

Project Contractor: A.H. GROVER



Remarks: LOW PRESSURE FORCE MAIN

SANITARY SEWER SERVICE LOCATION

Town, City of : CUMBERLAND

Date Installed: 10/5/18

Street: MAIN ST (RT 9.)

Type, Size of Service Pipe: HDPE, 1.5"

Dwelling No. VACANT LOT ACROSS
FROM # 215

Connection at Sewer Main: 3"X1.5" TEE (FUSED)

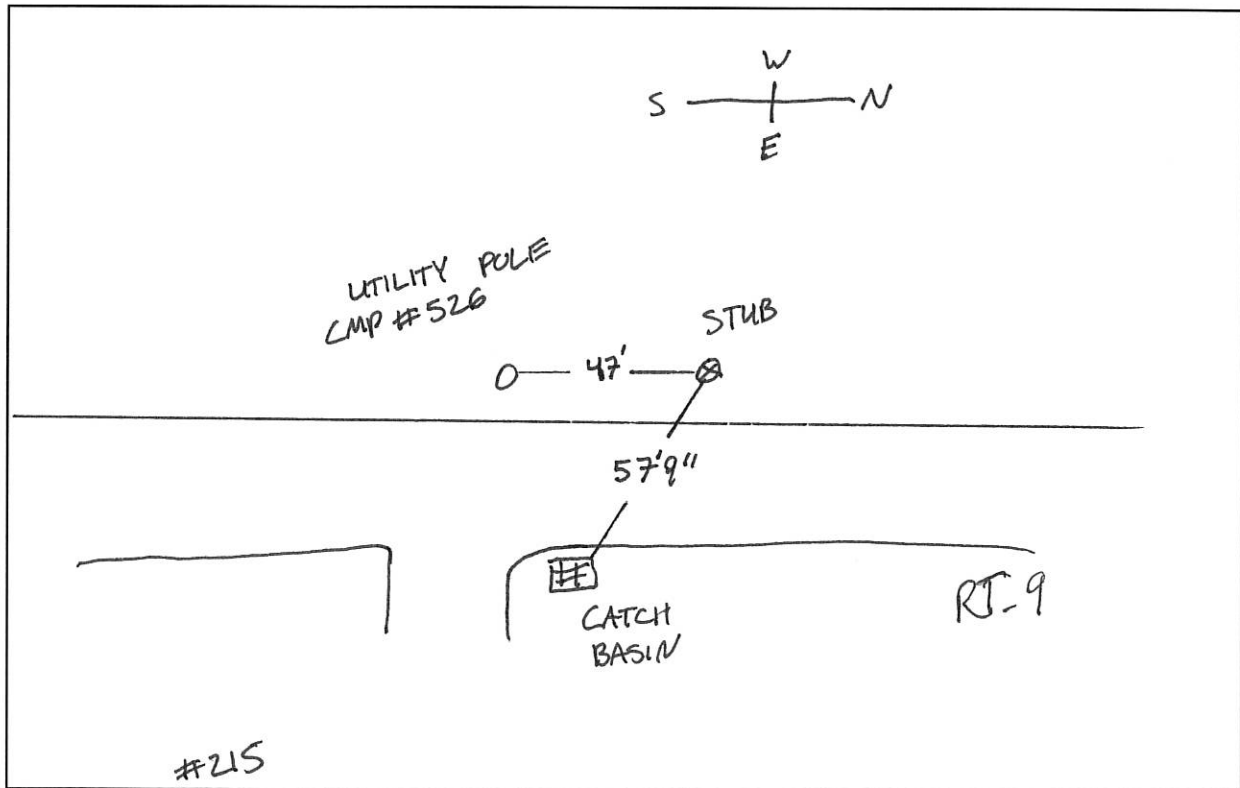
Occupant: _____

Depth, End of Service Pipe: ~4.5'

Owner: _____

Length of Service Pipe Laid: _____

Project Contractor: A.H. GROVER



Remarks: LOW PRESSURE FORCE SEWER

SANITARY SEWER SERVICE LOCATION

Town, City of : CUMBERLAND

Date Installed: 11-14-18

Street: MAIN ST (RT. 9)

Type, Size of Service Pipe: HDPE, 1.5"

Dwelling No. —

Connection at Sewer Main: 3"x1.5" TEE (FUSED)

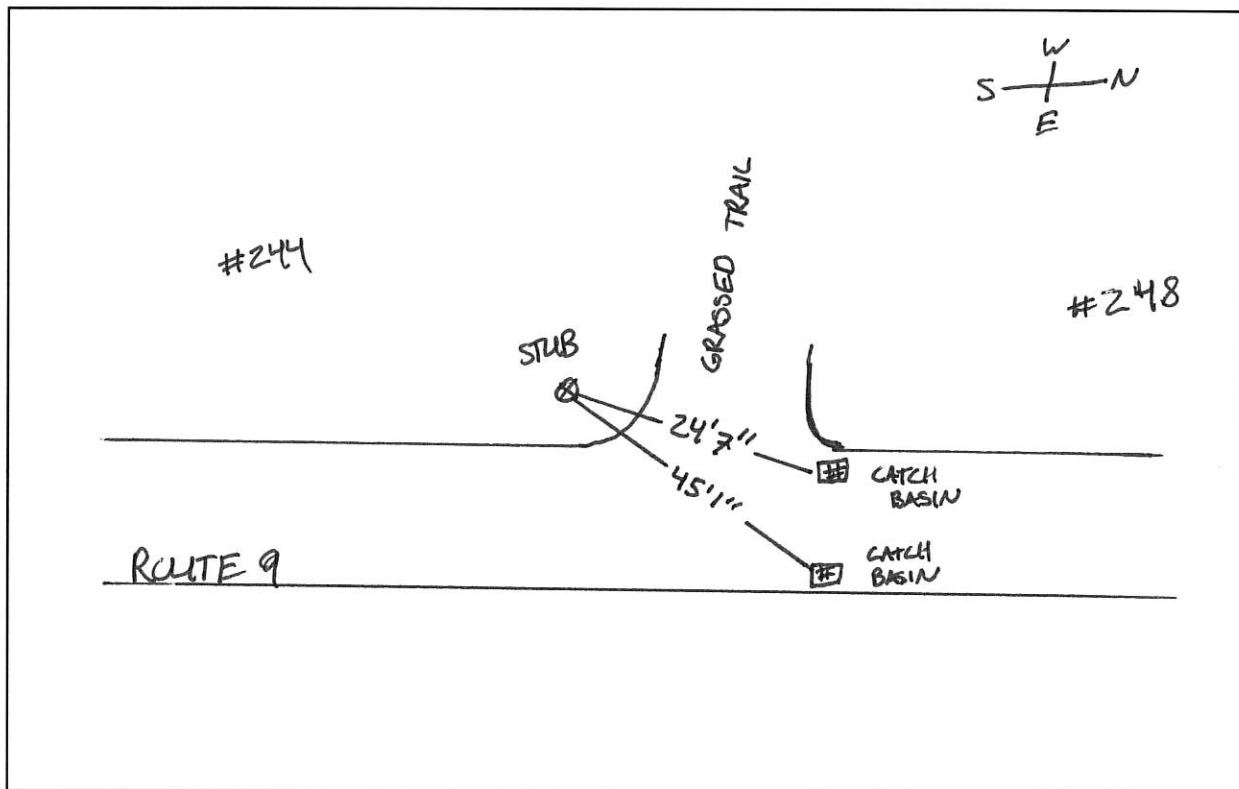
Occupant: —

Depth, End of Service Pipe: ≈4.5'

Owner: —

Length of Service Pipe Laid: —

Project Contractor: A.H. GROVER



Remarks: LOW PRESSURE FORCE MAIN

SANITARY SEWER SERVICE LOCATION

Town, City of : CUMBERLAND

Date Installed: 10-10-18

Street: MAIN ST (RT. 9)

Type, Size of Service Pipe: HDPE, ~~18~~ 2"

Dwelling No. STOCKHOLM DRIVE

Connection at Sewer Main: 3"x2" TEE (FUSED)

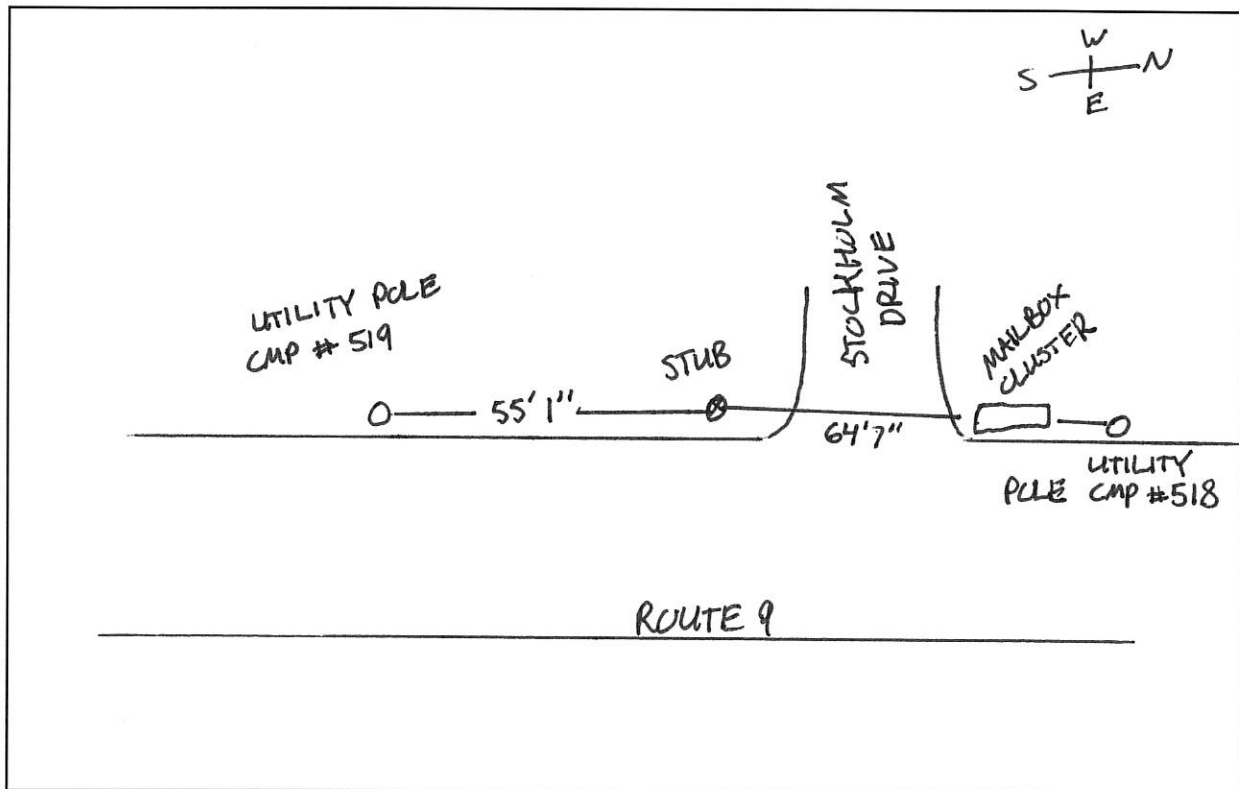
Occupant: _____

Depth, End of Service Pipe: ≈ 4.5'

Owner: _____

Length of Service Pipe Laid: _____

Project Contractor: A.H. GROVER



Remarks: LOW PRESSURE FORCE MAIN

SANITARY SEWER SERVICE LOCATION

Town, City of : CUMBERLAND

Date Installed: 10/5/18

Street: MAIN ST. (RT. 9)

Type, Size of Service Pipe: HDPE, 2"

Dwelling No. STRAWBERRY RIDGE
STREET

Connection at Sewer Main: 3"x2" TEE (FUSED)

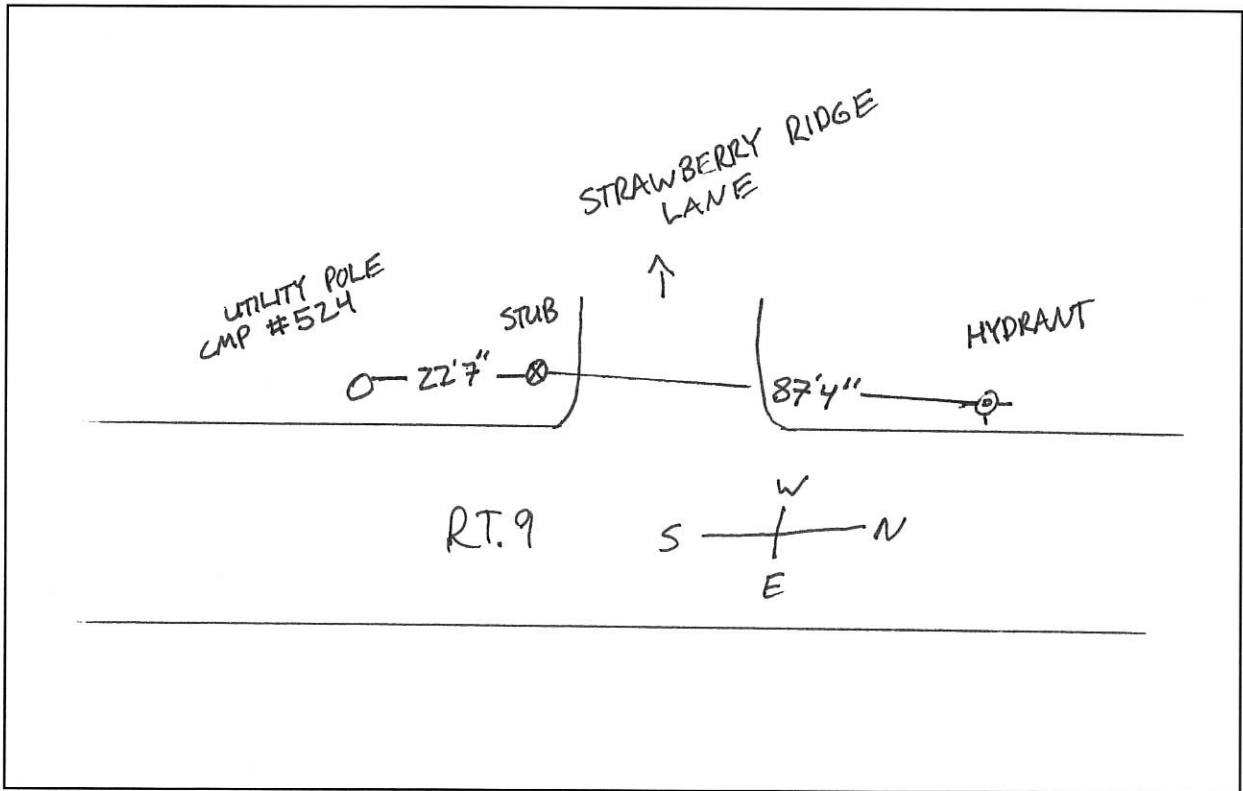
Occupant: _____

Depth, End of Service Pipe: ≈ 4.5'

Owner: _____

Length of Service Pipe Laid: _____

Project Contractor: A.H. GROVER



Remarks: LOW PRESSURE FORCE SEWER

SANITARY SEWER SERVICE LOCATION

Town, City of: Comberland

Date Installed: _____

Street: Main St (Rt. 9)

Type, Size of Service Pipe: HDPE, 1.5"

Dwelling No. 210

Connection at Sewer Main: 3" x 1.5" TEE (FUSED)

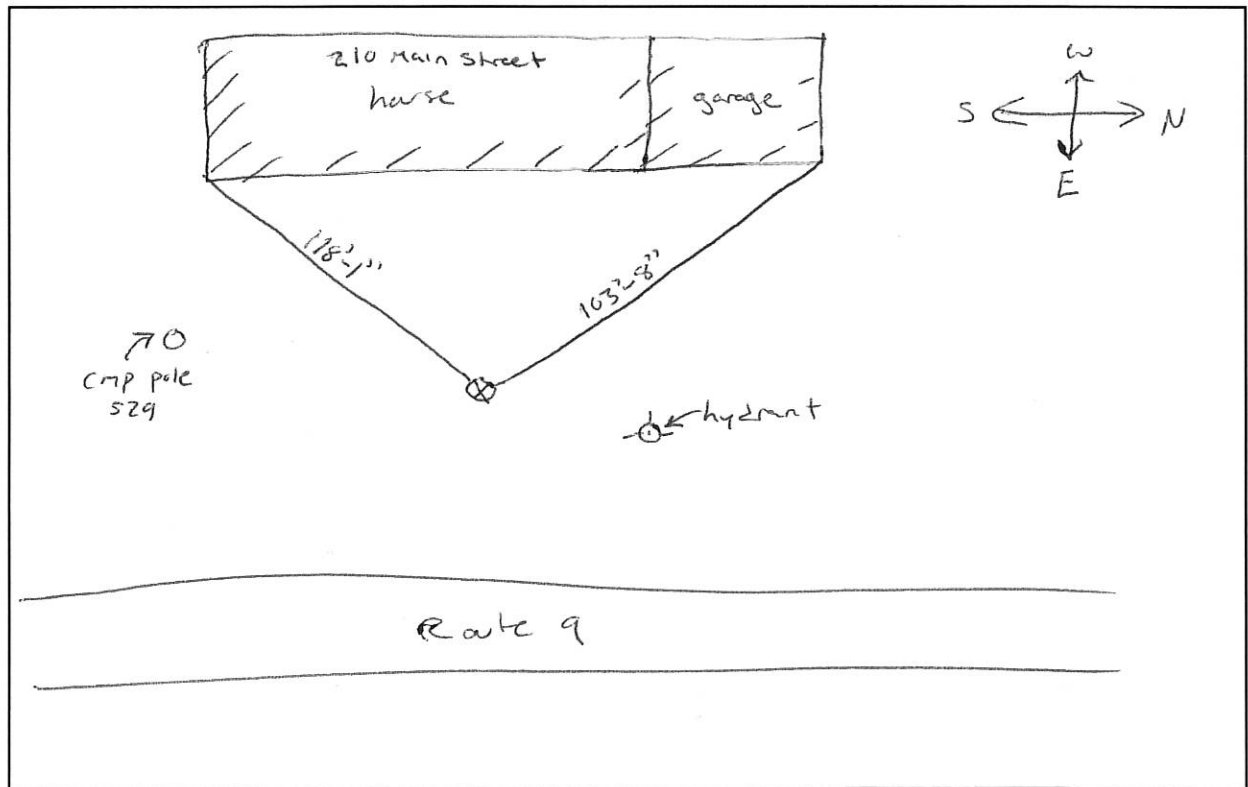
Occupant: _____

Depth, End of Service Pipe: ≈ 5.5'

Owner: _____

Length of Service Pipe Laid: _____

Project Contractor: A.H. Grover



Remarks: _____

SANITARY SEWER SERVICE LOCATION

Town, City of: Cumberland

Date Installed: _____

Street: Main St (Rt. 9)

Type, Size of Service Pipe: HDPE, 1.5"

Dwelling No. 255

Connection at Sewer Main: 3" x 1.5" TEE (FUSED)

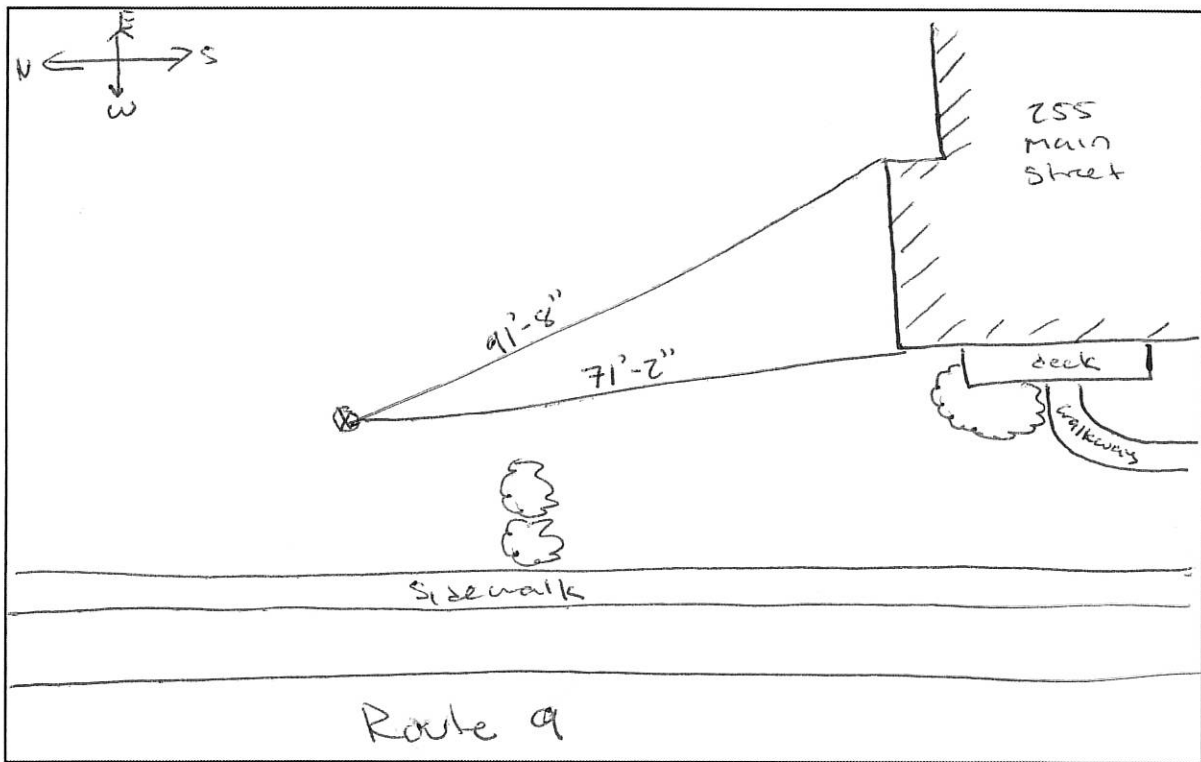
Occupant: _____

Depth, End of Service Pipe: ≈ 5.5'

Owner: _____

Length of Service Pipe Laid: _____

Project Contractor: A.H. Grover



Remarks: _____

SANITARY SEWER SERVICE LOCATION

Town, City of: Cumberland

Date Installed: _____

Street: Main St (Rt. 9)

Type, Size of Service Pipe: HDPE, 1.5"

Dwelling No. ~~255~~ AMANDA'S WAY

Connection at Sewer Main: 3" x ~~3"~~ 2" TEE (FUSED)

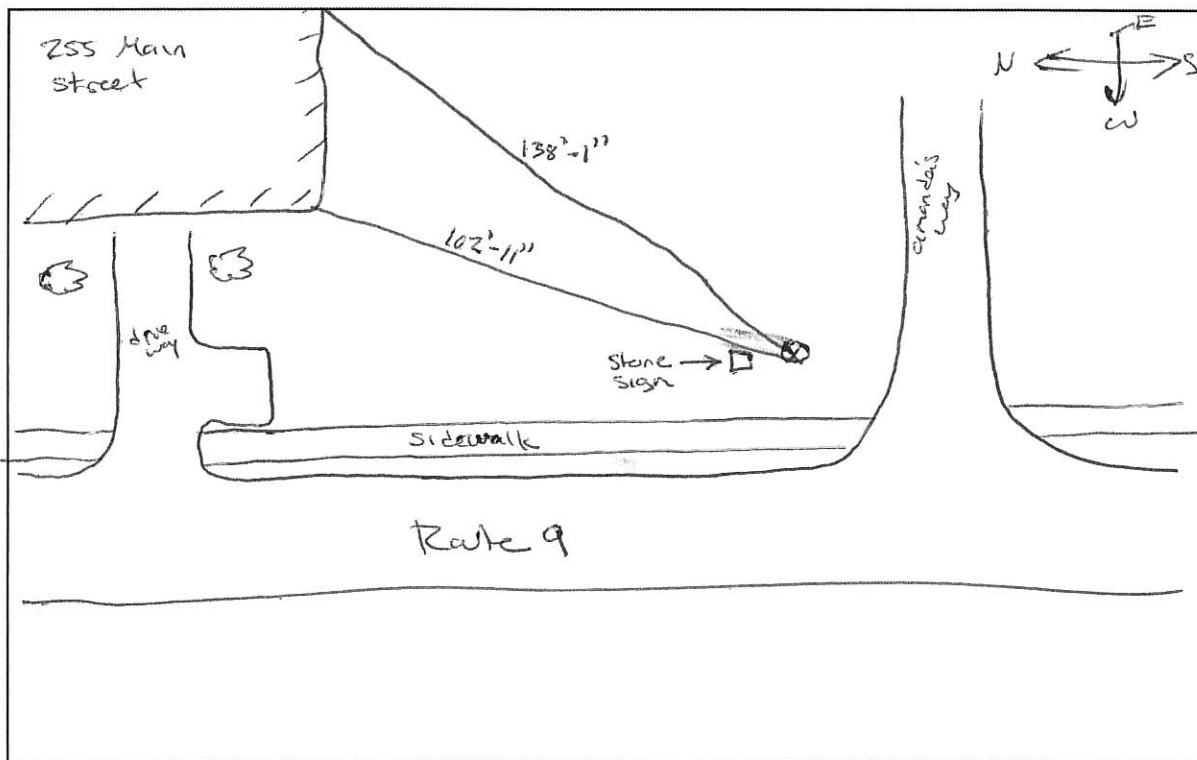
Occupant: _____

Depth, End of Service Pipe: ≈ 5.5'

Owner: _____

Length of Service Pipe Laid: _____

Project Contractor: A.H. Grover



Remarks: _____

SANITARY SEWER SERVICE LOCATION

Town, City of: Cumberland

Date Installed: _____

Street: Main St (Rt. 9)

Type, Size of Service Pipe: HDPE, 1.5"

Dwelling No. 254

Connection at Sewer Main: 3" x 1.5" TEE (FUSED)

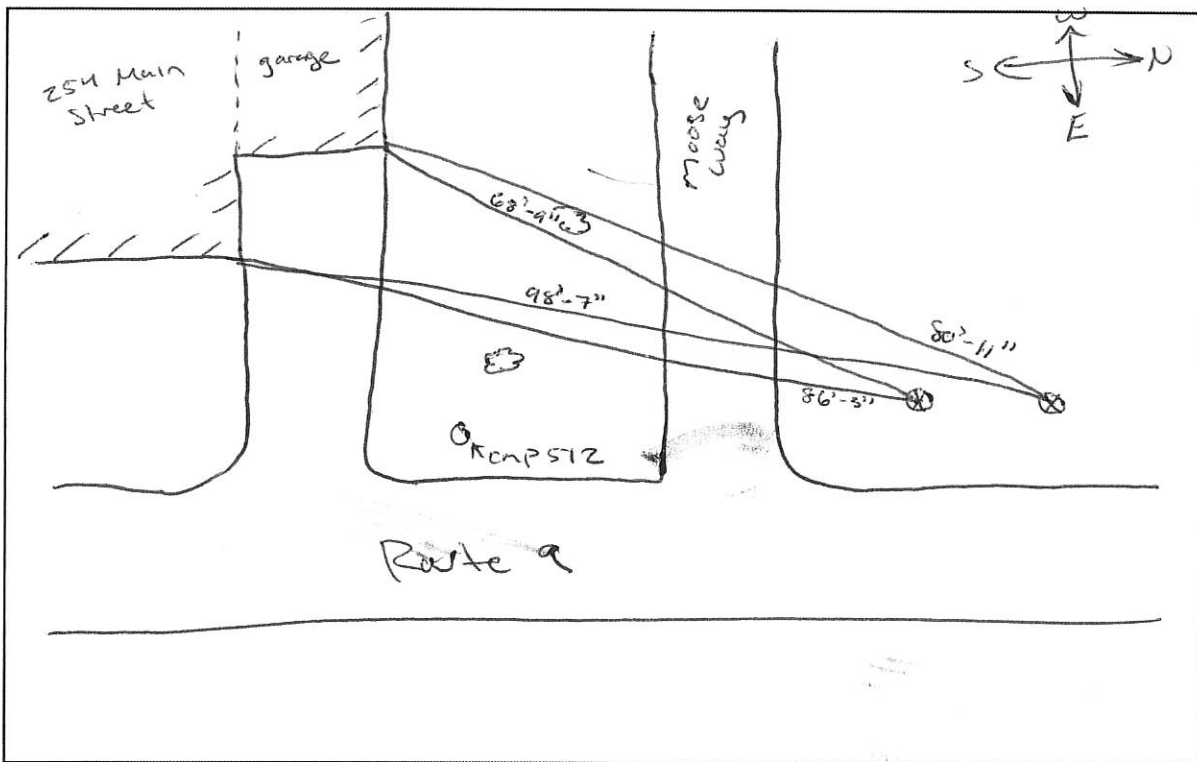
Occupant: _____

Depth, End of Service Pipe: ≈ 5.5'

Owner: _____

Length of Service Pipe Laid: _____

Project Contractor: A.H. Grover



Remarks: _____

SANITARY SEWER SERVICE LOCATION

Town, City of: Cumberland

Date Installed: _____

Street: Main St CRt. 9

Type, Size of Service Pipe: HDPE, 1.5"

Dwelling No. 259

Connection at Sewer Main: 3" x 1.5" TEE (FUSED)

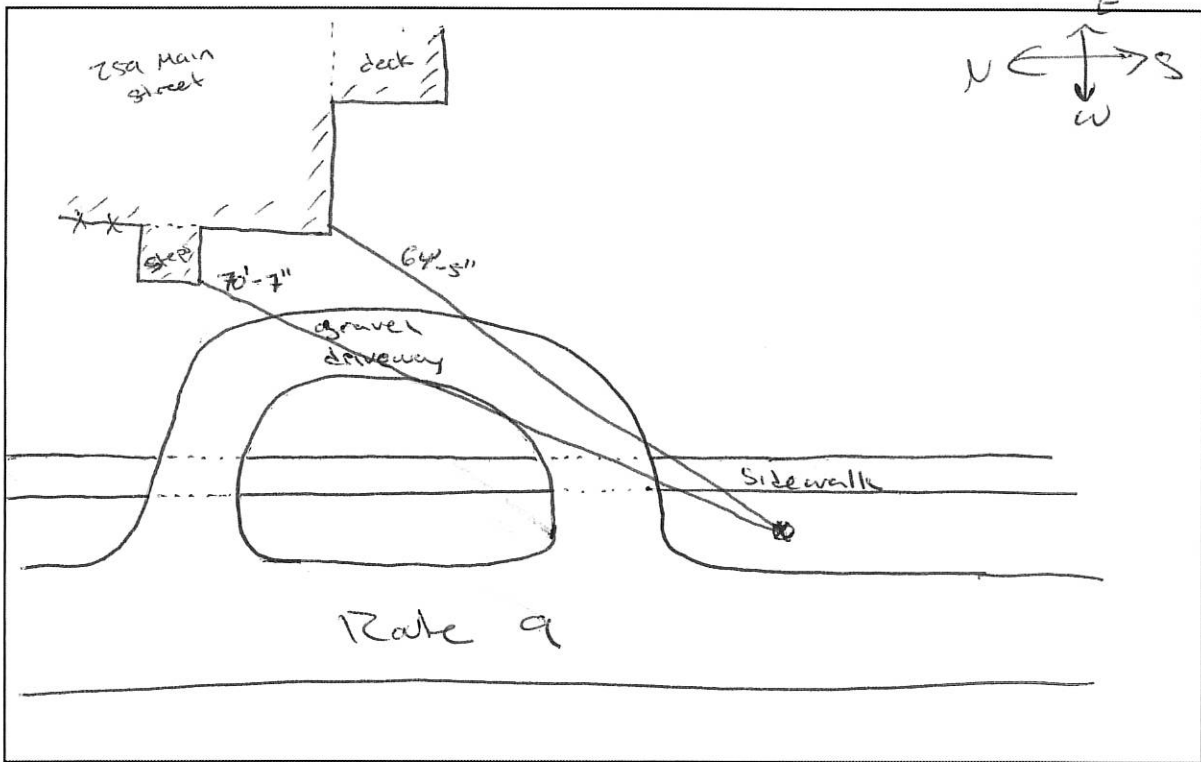
Occupant: _____

Depth, End of Service Pipe: ≈ 5.5'

Owner: _____

Length of Service Pipe Laid: _____

Project Contractor: A.H. Grover



Remarks: _____

SANITARY SEWER SERVICE LOCATION

Town, City of: Cumberland

Date Installed: _____

Street: Main St (Rt. 9)

Type, Size of Service Pipe: HDPE, 1.5"

Dwelling No. 261

Connection at Sewer Main: 3'x1.5" TEE (FLSED)

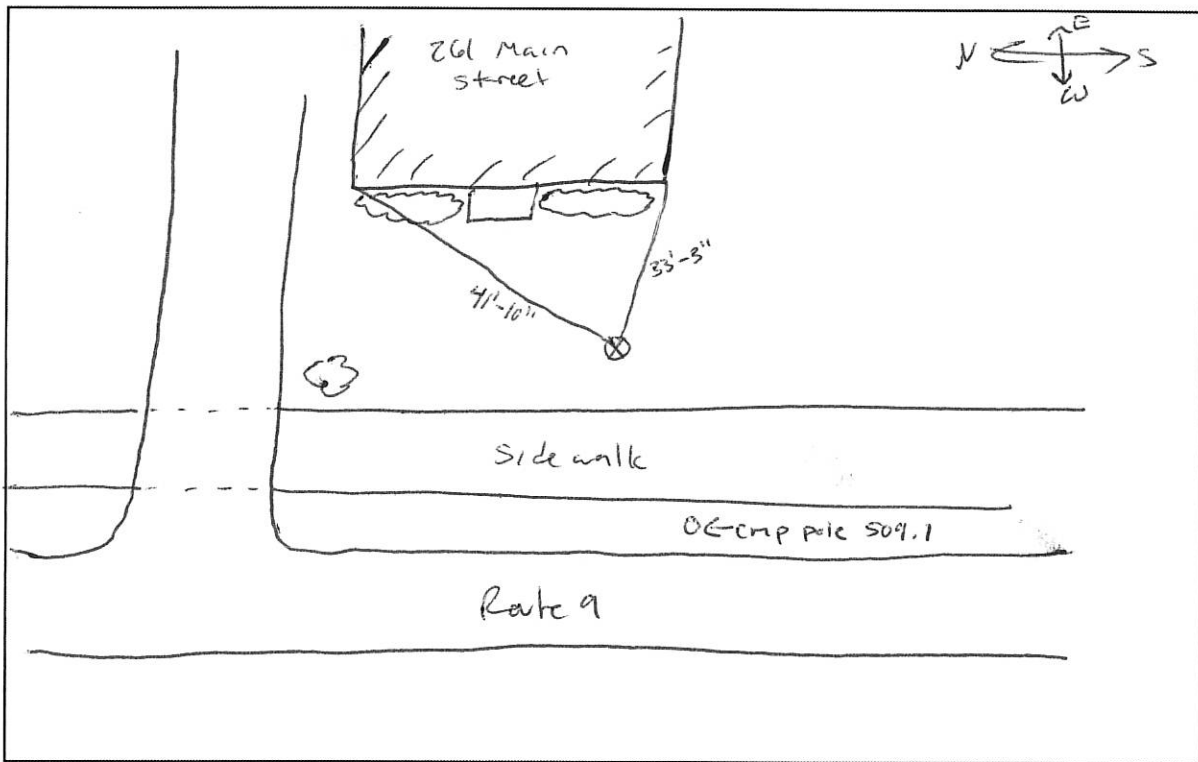
Occupant: _____

Depth, End of Service Pipe: ≈ 5.5'

Owner: _____

Length of Service Pipe Laid: _____

Project Contractor: A.H. Grover



Remarks: _____

SANITARY SEWER SERVICE LOCATION

Town, City of: Cumberland

Date Installed: _____

Street: Main St (Rt. 9)

Type, Size of Service Pipe: HDPE, 1.5"

Dwelling No. 263

Connection at Sewer Main: 3" x 1.5" TEE (FUSED)

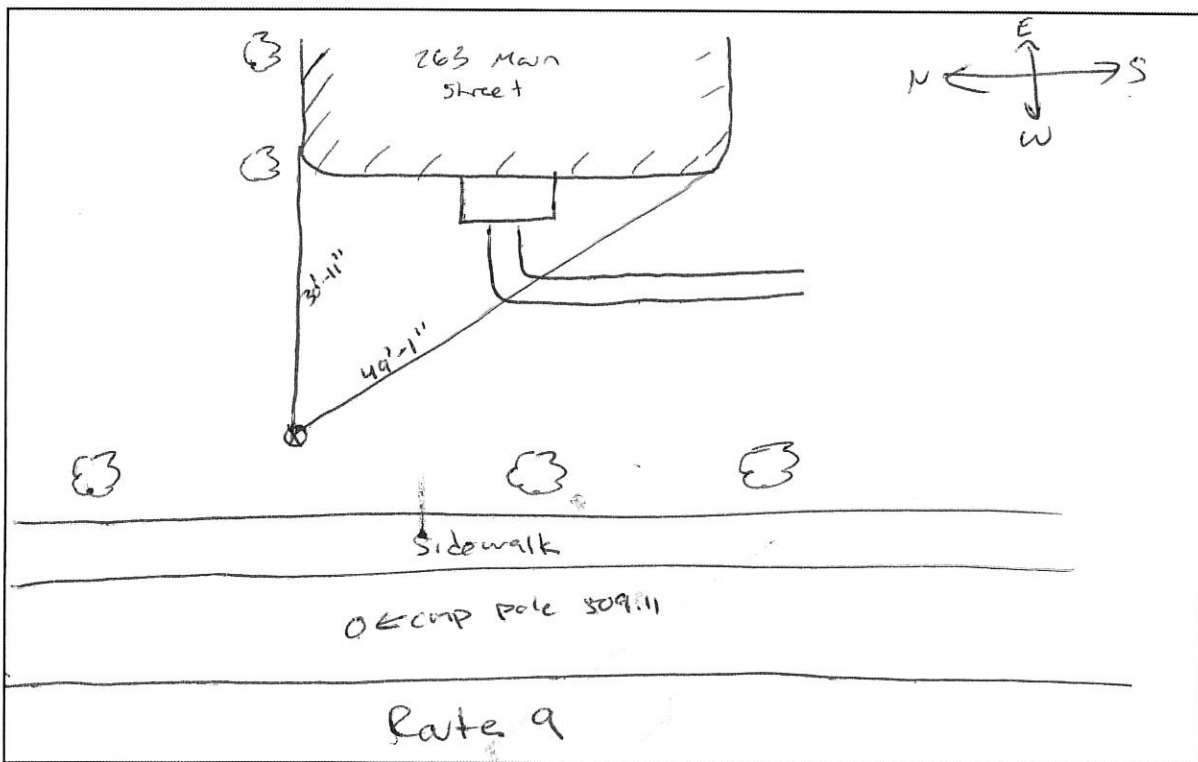
Occupant: _____

Depth, End of Service Pipe: ≈ 5.5'

Owner: _____

Length of Service Pipe Laid: _____

Project Contractor: A.H. Grover



Remarks: _____

SANITARY SEWER SERVICE LOCATION

Town, City of: Cumberland

Date Installed: _____

Street: Main St CRT. 9)

Type, Size of Service Pipe: HDPE, 1.5"

Dwelling No. 265/261

Connection at Sewer Main: 3" x 1.5" TEE (FUSEP)

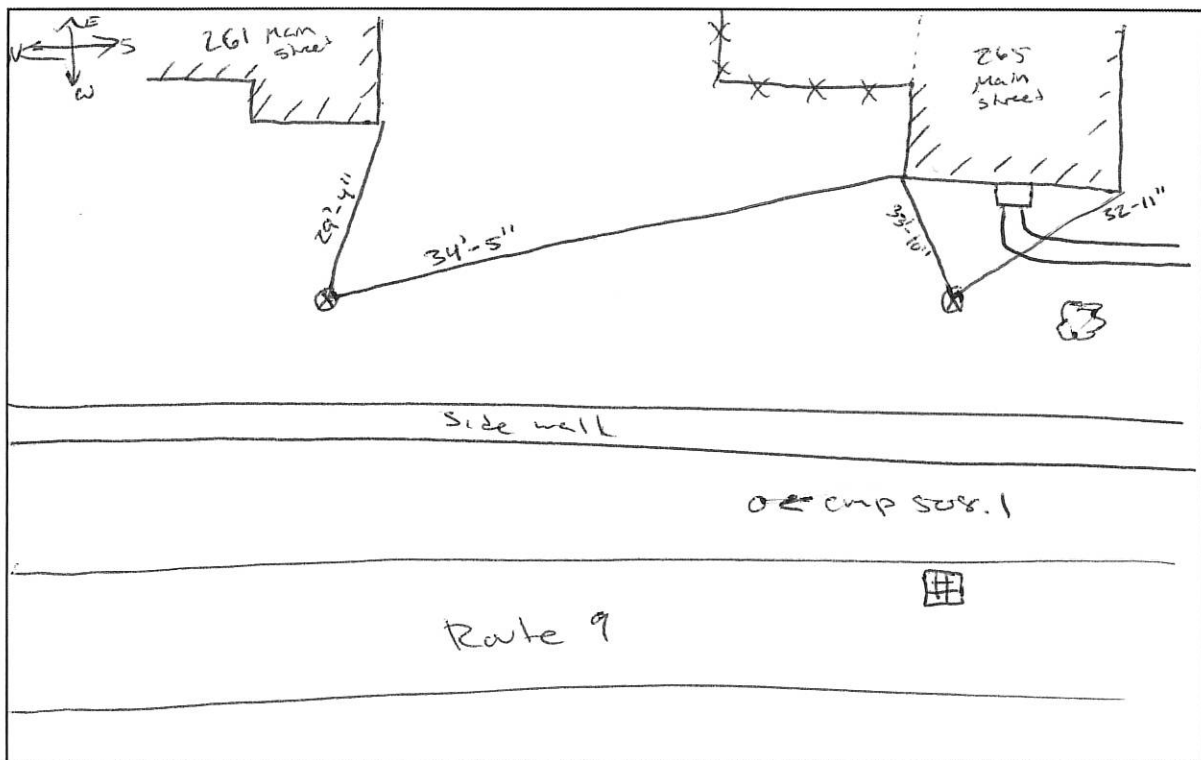
Occupant: _____

Depth, End of Service Pipe: ≈ 5.5'

Owner: _____

Length of Service Pipe Laid: _____

Project Contractor: A.H. Grover



Remarks: _____

SANITARY SEWER SERVICE LOCATION

Town, City of: Cumberland

Date Installed: _____

Street: Main St (Rt. 9)

Type, Size of Service Pipe: HDPE, 1.5"

Dwelling No. 266

Connection at Sewer Main: 3" X 1.5" JEE (FUSED)

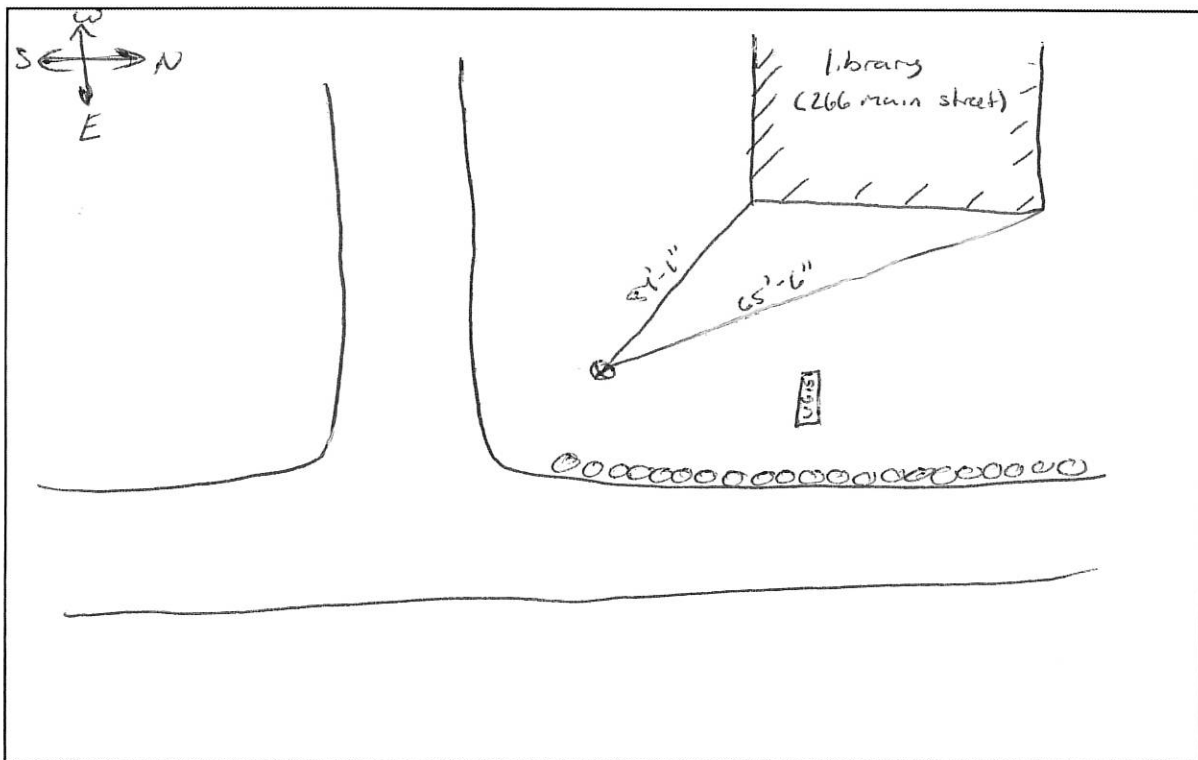
Occupant: _____

Depth, End of Service Pipe: ≈ 5.5'

Owner: _____

Length of Service Pipe Laid: _____

Project Contractor: A.H. Grover



Remarks: _____

SANITARY SEWER SERVICE LOCATION

Town, City of: Cumberland

Date Installed: _____

Street: Main St (Rt. 9)

Type, Size of Service Pipe: HDPE, 1.5"

Dwelling No. 268/270

Connection at Sewer Main: 3"x1.5" TEE (FUSED)

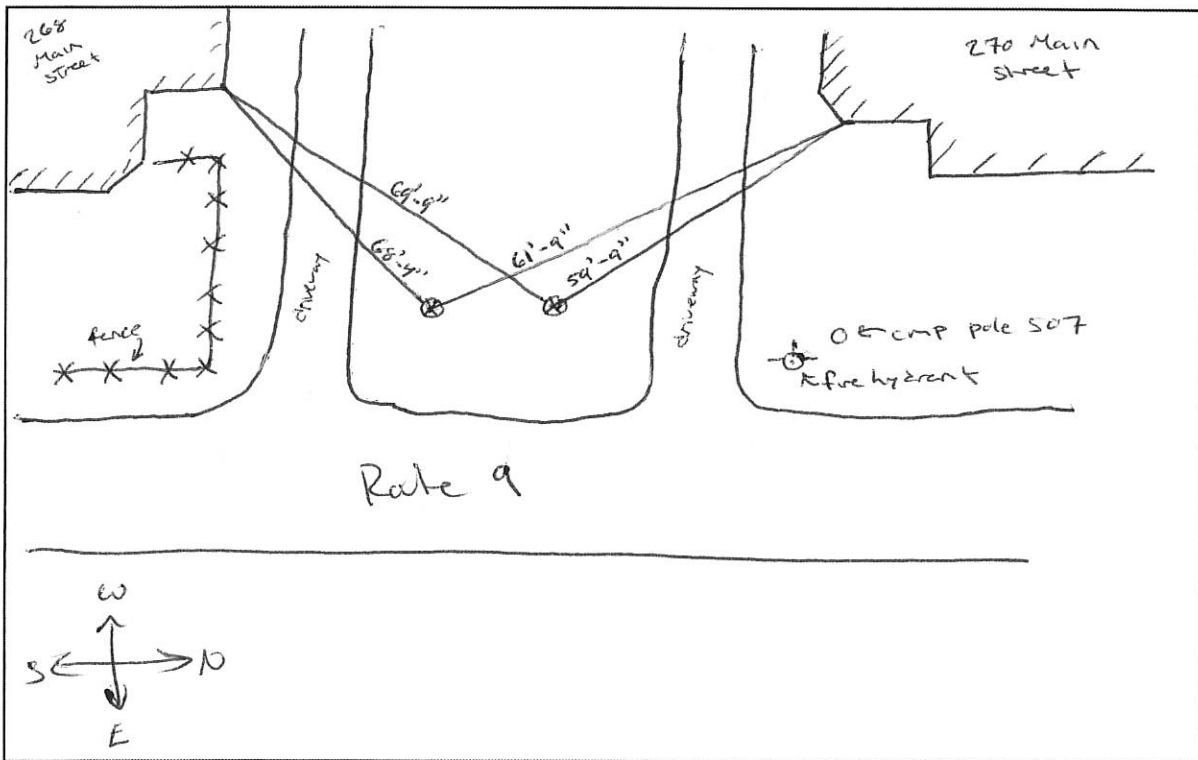
Occupant: _____

Depth, End of Service Pipe: ≈ 5.5'

Owner: _____

Length of Service Pipe Laid: _____

Project Contractor: A.H. Grover



Remarks: _____

SANITARY SEWER SERVICE LOCATION

Town, City of: Cumberland

Date Installed: _____

Street: Main St (Rt. 9)

Type, Size of Service Pipe: HDPE, 1.5"

Dwelling No. 271

Connection at Sewer Main: 3" X 1.5" TEE (FUSED)

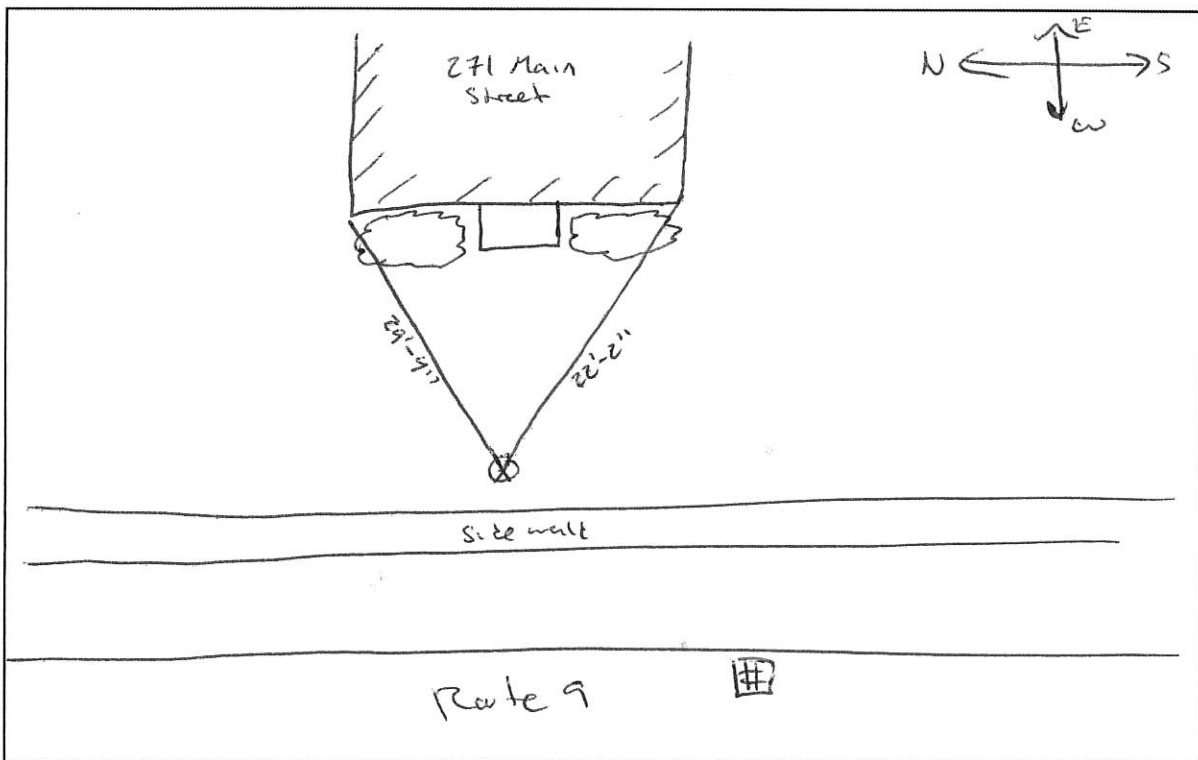
Occupant: _____

Depth, End of Service Pipe: ≈ 5.5'

Owner: _____

Length of Service Pipe Laid: _____

Project Contractor: A.H. Grover



Remarks: _____

SANITARY SEWER SERVICE LOCATION

Town, City of: Cumberland

Date Installed: _____

Street: Main St (Rt. 9)

Type, Size of Service Pipe: HDPE, 1.5"

Dwelling No. 272

Connection at Sewer Main: 3" x 1.5" TEE (FUSED)

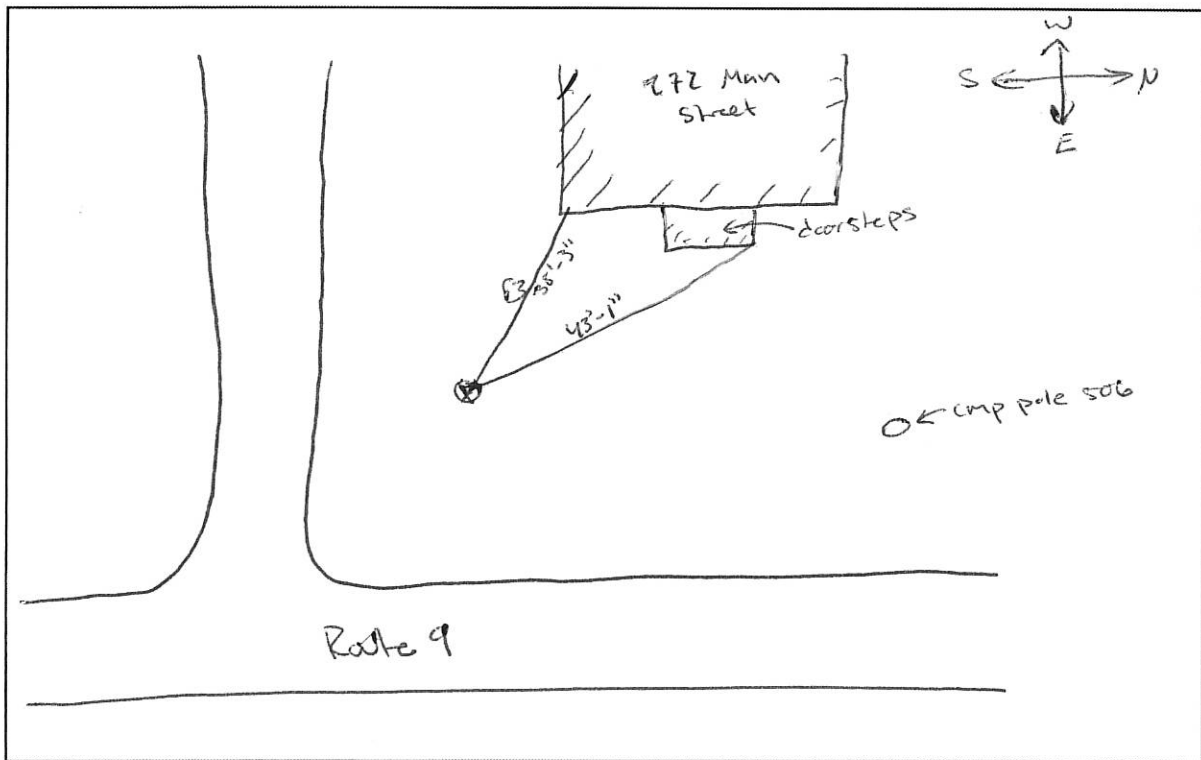
Occupant: _____

Depth, End of Service Pipe: ≈ 5.5'

Owner: _____

Length of Service Pipe Laid: _____

Project Contractor: A.H. Grover



Remarks: _____

SANITARY SEWER SERVICE LOCATION

Town, City of: Cumberland

Date Installed: _____

Street: Main St (Rt. 9)

Type, Size of Service Pipe: HDPE, 1.5"

Dwelling No. 273

Connection at Sewer Main: 3" x 1.5" TEE (FUSED)

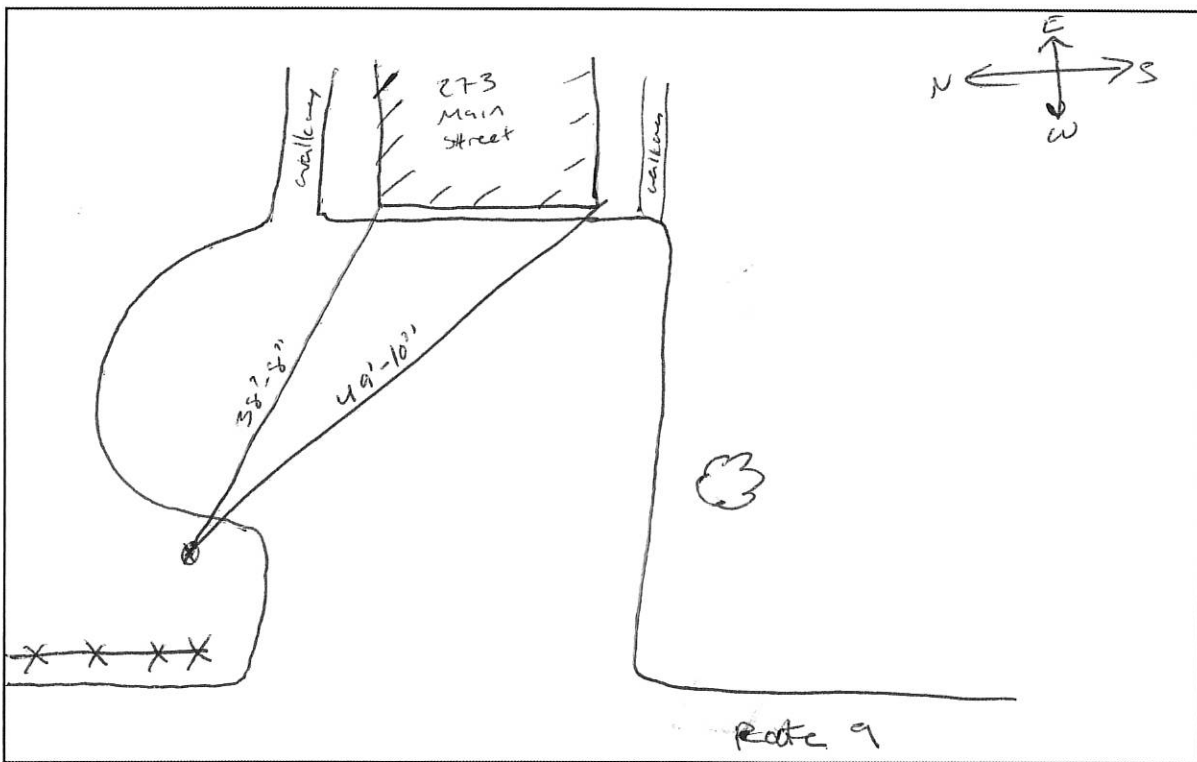
Occupant: _____

Depth, End of Service Pipe: ≈ 5.5'

Owner: _____

Length of Service Pipe Laid: _____

Project Contractor: A.H. Grover



Remarks: _____

SANITARY SEWER SERVICE LOCATION

Town, City of: Cumberland

Date Installed: _____

Street: Main St (Rt. 9)

Type, Size of Service Pipe: HDPE, 1.5"

Dwelling No. 274

Connection at Sewer Main: 3" x 1.5" TEE (FUSED)

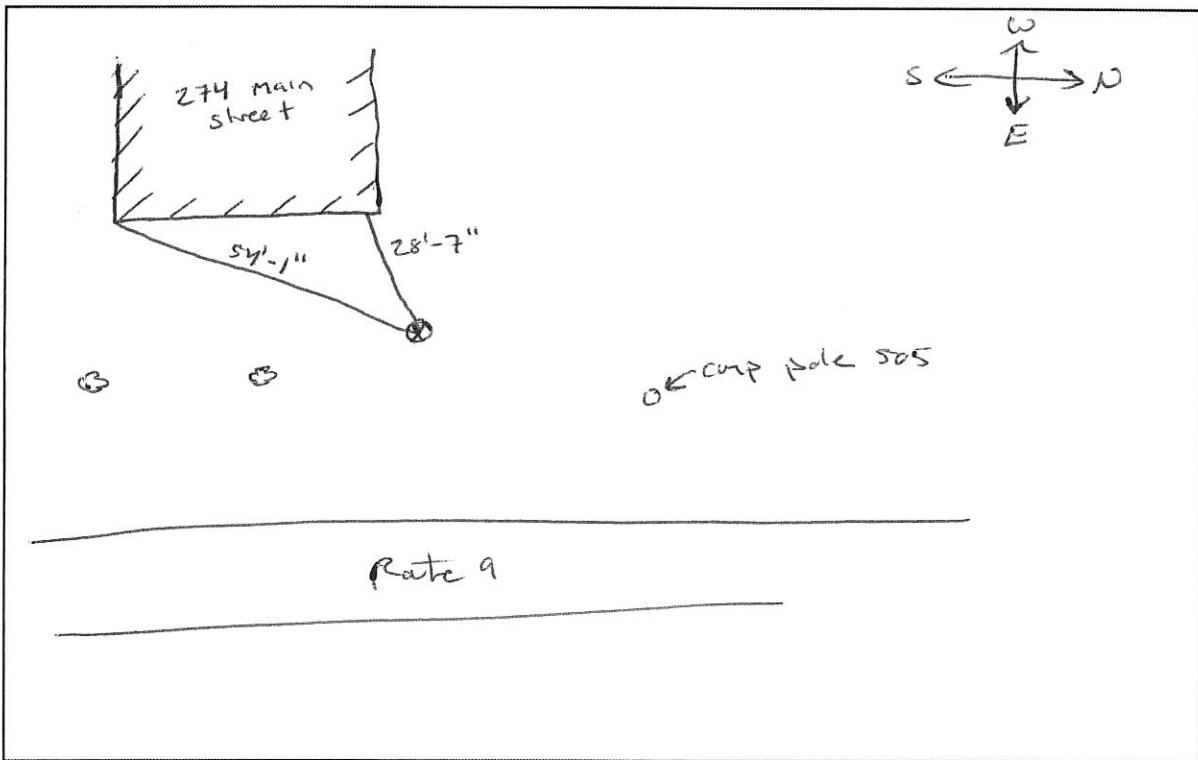
Occupant: _____

Depth, End of Service Pipe: ≈ 5.5'

Owner: _____

Length of Service Pipe Laid: _____

Project Contractor: A.H. Grover



Remarks: _____

SANITARY SEWER SERVICE LOCATION

Town, City of: Cumberland

Date Installed: _____

Street: Main St (Rt. 9)

Type, Size of Service Pipe: HDPE, 1.5"

Dwelling No. ~~280~~ 276

Connection at Sewer Main: 2" x 1.5" TEE (FUSED)

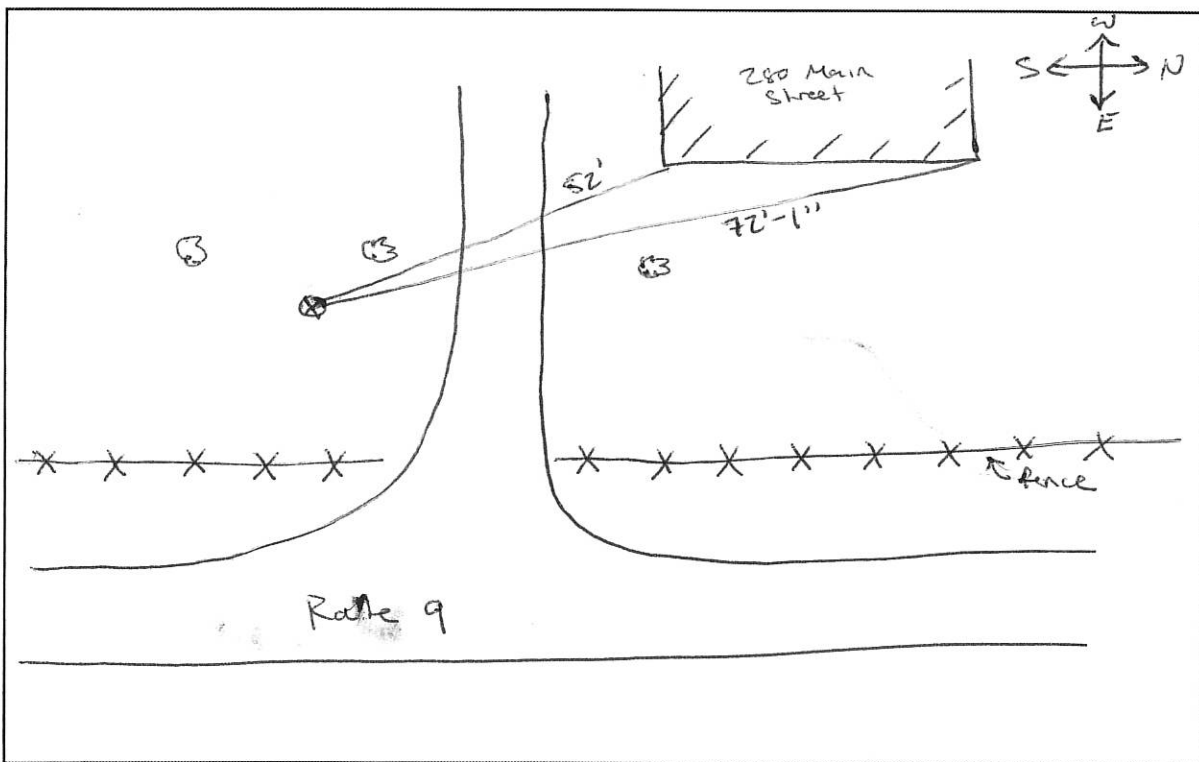
Occupant: _____

Depth, End of Service Pipe: ≈ 5.5'

Owner: _____

Length of Service Pipe Laid: _____

Project Contractor: A.H. Grover



Remarks: LOW PRESSURE FORCE MAIN

SANITARY SEWER SERVICE LOCATION

Town, City of: Cumberland

Date Installed: _____

Street: Main St (Rt. 9)

Type, Size of Service Pipe: HDPE, 1.5"

Dwelling No. 277

Connection at Sewer Main: 2" x 1.5" TEE (FUSED)

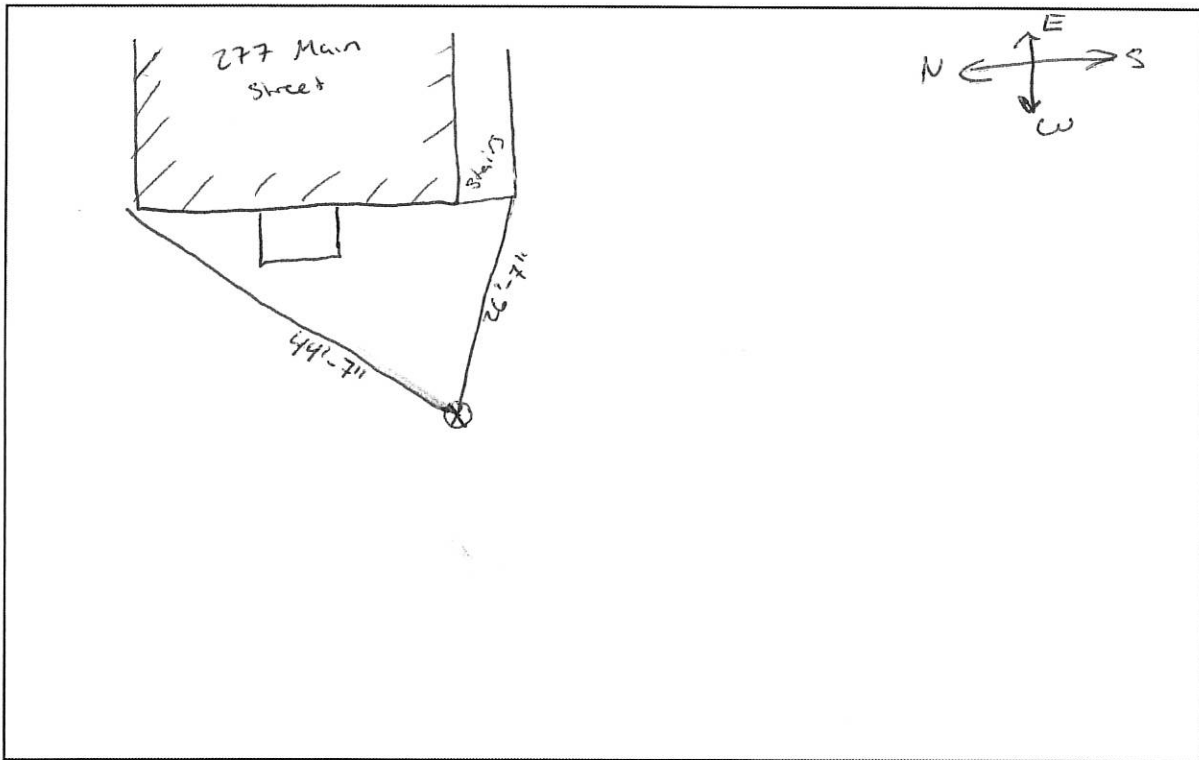
Occupant: _____

Depth, End of Service Pipe: ≈ 5.5'

Owner: _____

Length of Service Pipe Laid: _____

Project Contractor: A.H. Grover



Remarks: _____

SANITARY SEWER SERVICE LOCATION

Town, City of: Cumberland

Date Installed: _____

Street: Main St (Rt. 9)

Type, Size of Service Pipe: HDPE, 1.5"

Dwelling No. 280

Connection at Sewer Main: 2" x 1.5" TEE (FUSED)

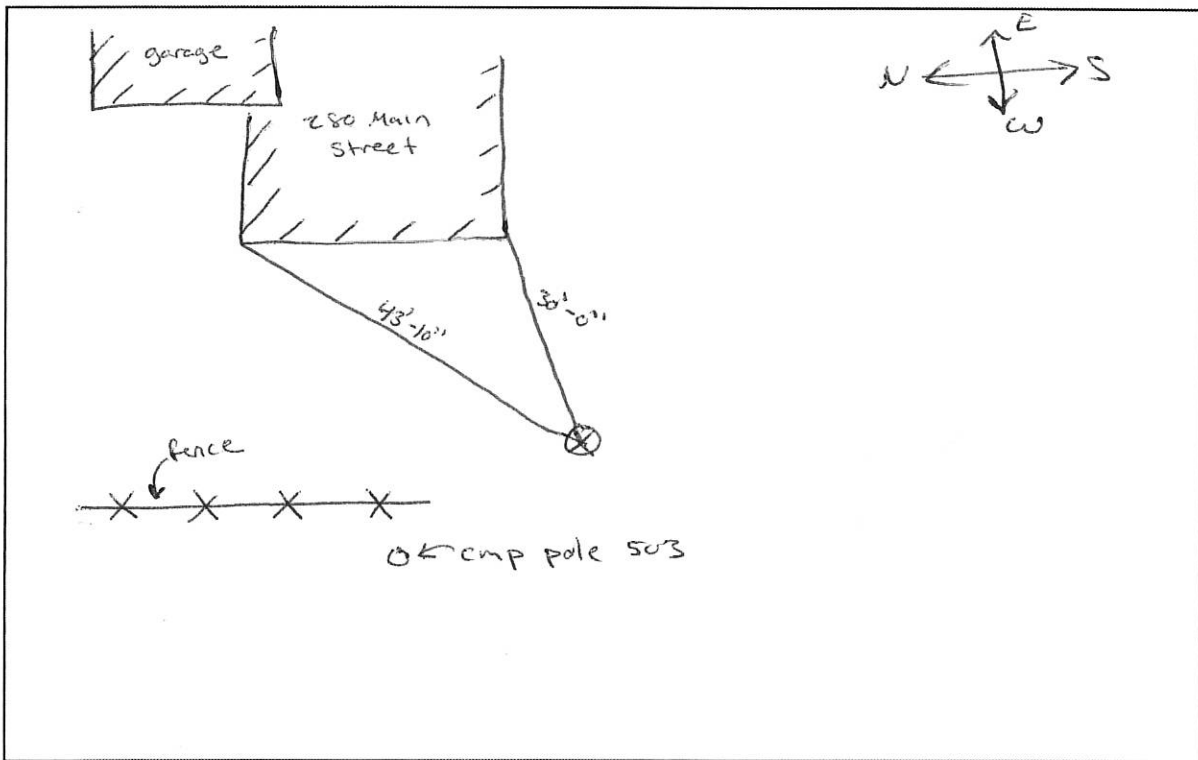
Occupant: _____

Depth, End of Service Pipe: ≈ 5.5'

Owner: _____

Length of Service Pipe Laid: _____

Project Contractor: A.H. Grover



Remarks: _____

SANITARY SEWER SERVICE LOCATION

Town, City of: Cumberland

Date Installed: _____

Street: Main St (Rt. 9)

Type, Size of Service Pipe: HDPE, 1.5"

Dwelling No. 281

Connection at Sewer Main: 2" x 1.5" TEE FUSED

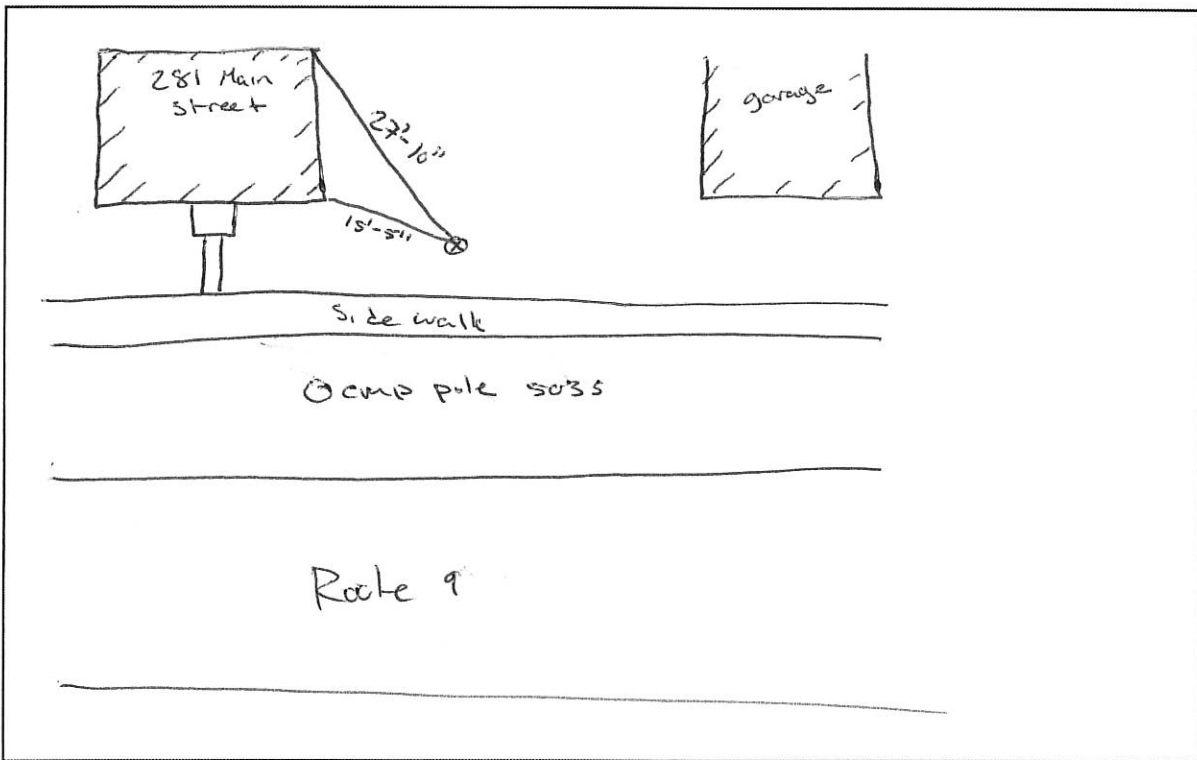
Occupant: _____

Depth, End of Service Pipe: ≈ 5.5'

Owner: _____

Length of Service Pipe Laid: _____

Project Contractor: A.H. Grover



Remarks: _____

SANITARY SEWER SERVICE LOCATION

Town, City of: Cumberland

Date Installed: _____

Street: Main St (Rt. 9)

Type, Size of Service Pipe: HDPE, 1.5"

Dwelling No. 283

Connection at Sewer Main: 2" X 1.5" TEE (FUSED)

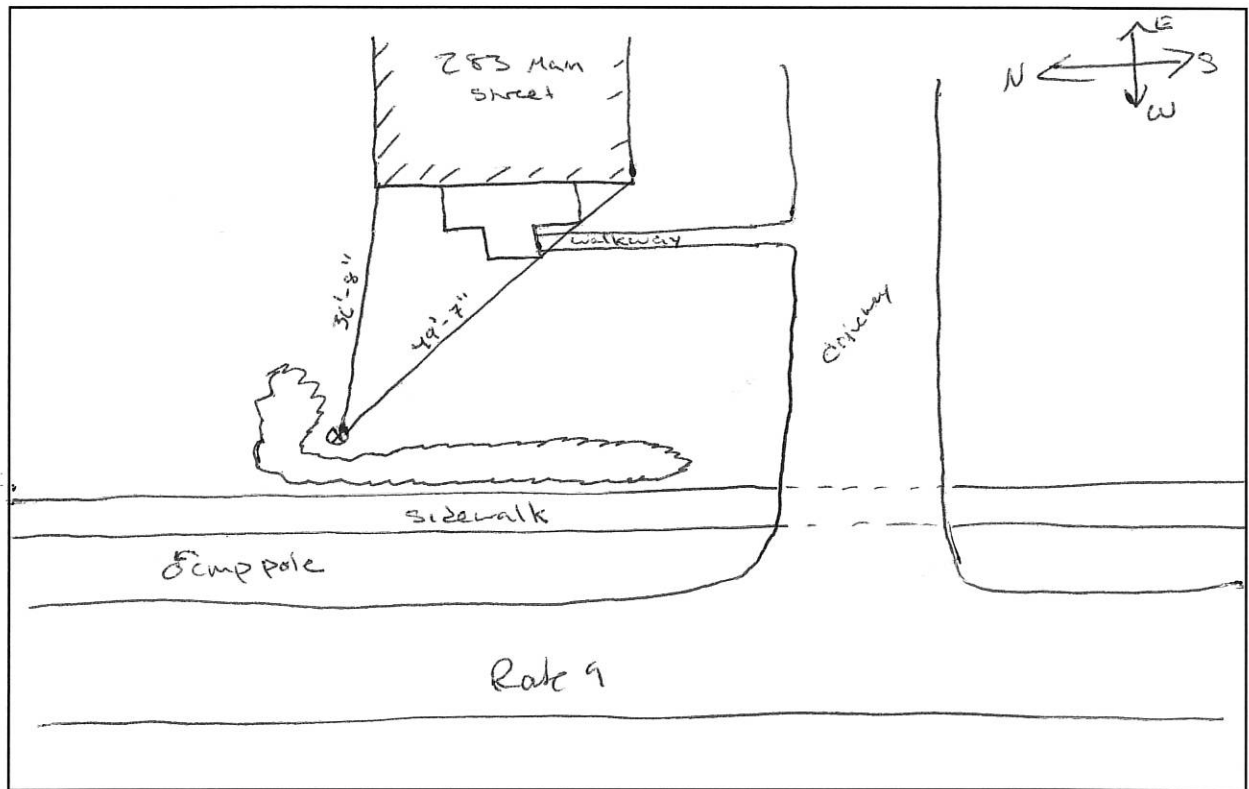
Occupant: _____

Depth, End of Service Pipe: ≈ 5.5'

Owner: _____

Length of Service Pipe Laid: _____

Project Contractor: A.H. Grover



Remarks: _____

SANITARY SEWER SERVICE LOCATION

Town, City of: Cumberland

Date Installed: _____

Street: Main St (Rt. 9)

Type, Size of Service Pipe: HDPE, 1.5"

Dwelling No. 294

Connection at Sewer Main: 2" x 1.5" TEE (FUSED)

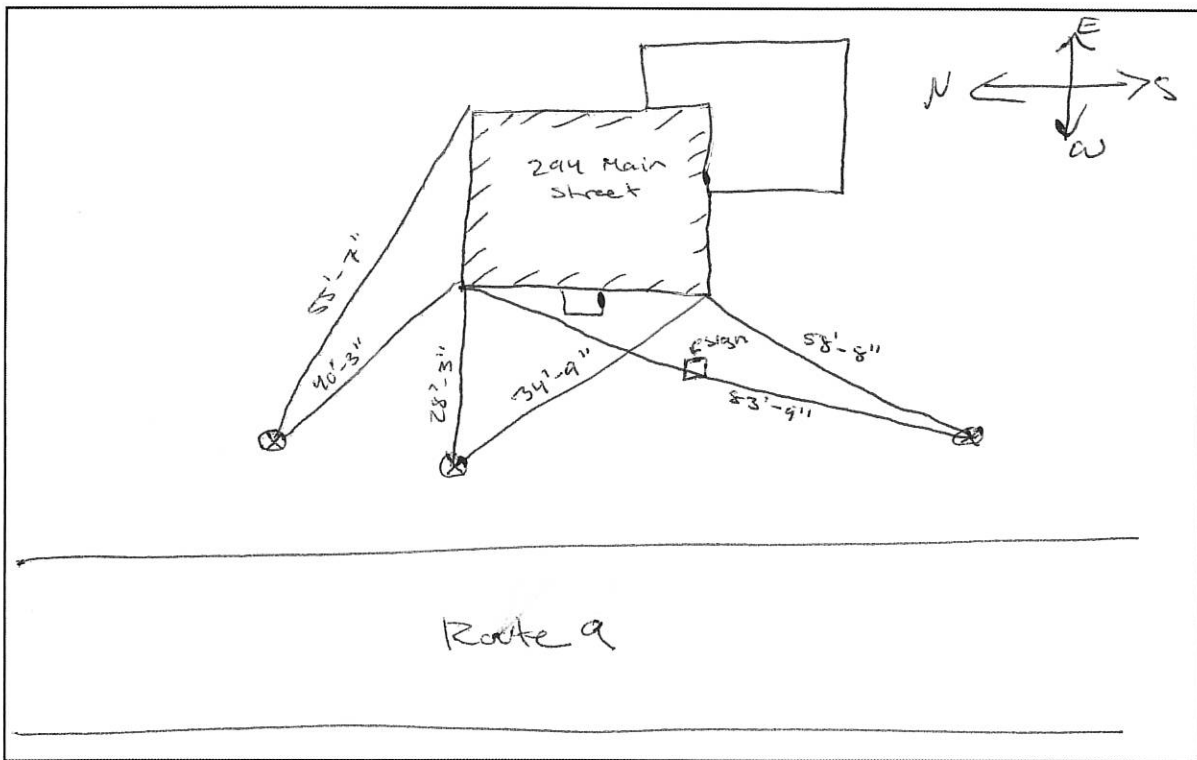
Occupant: _____

Depth, End of Service Pipe: ≈ 5.5'

Owner: _____

Length of Service Pipe Laid: _____

Project Contractor: A.H. Grover



Remarks: _____

SANITARY SEWER SERVICE LOCATION

Town, City of : CUMBERLAND

Date Installed: 11-14-18

Street: MAIN ST (RT. 9)

Type, Size of Service Pipe: HDPE, 1.5"

Dwelling No. —

Connection at Sewer Main: 3"x1.5" TEE (FUSED)

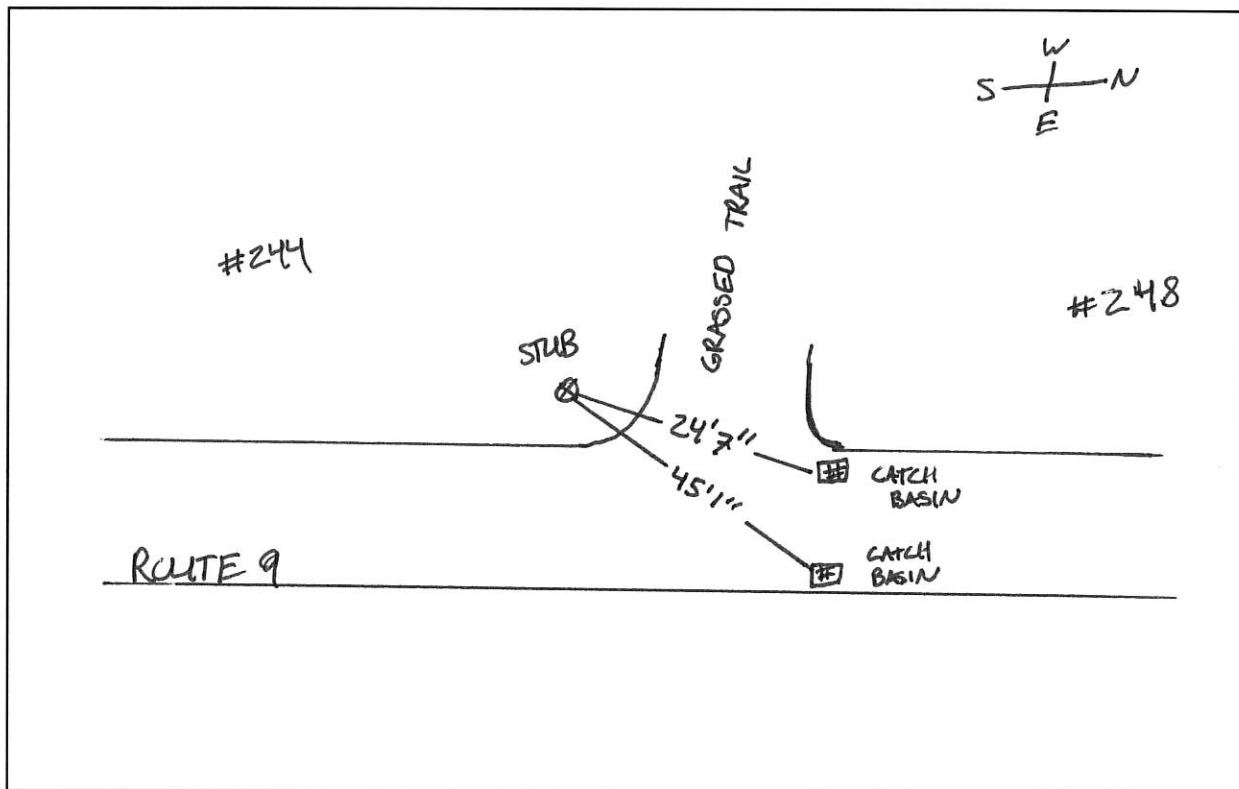
Occupant: —

Depth, End of Service Pipe: ≈4.5'

Owner: —

Length of Service Pipe Laid: —

Project Contractor: A.H. GROVER



Remarks: LOW PRESSURE FORCE MAIN

SANITARY SEWER SERVICE LOCATION

Town, City of: CUMBERLAND

Date Installed 11-20-90 (New High School Addition)

Street OFF OF MAIN ST.

Type, Size of Service Pipe 4" PVC, SDR-35

Dwelling No. GREELY H.S. & JUNIOR H.S.

Connection at Sewer Main 4" PVC Saddle

Occupant _____

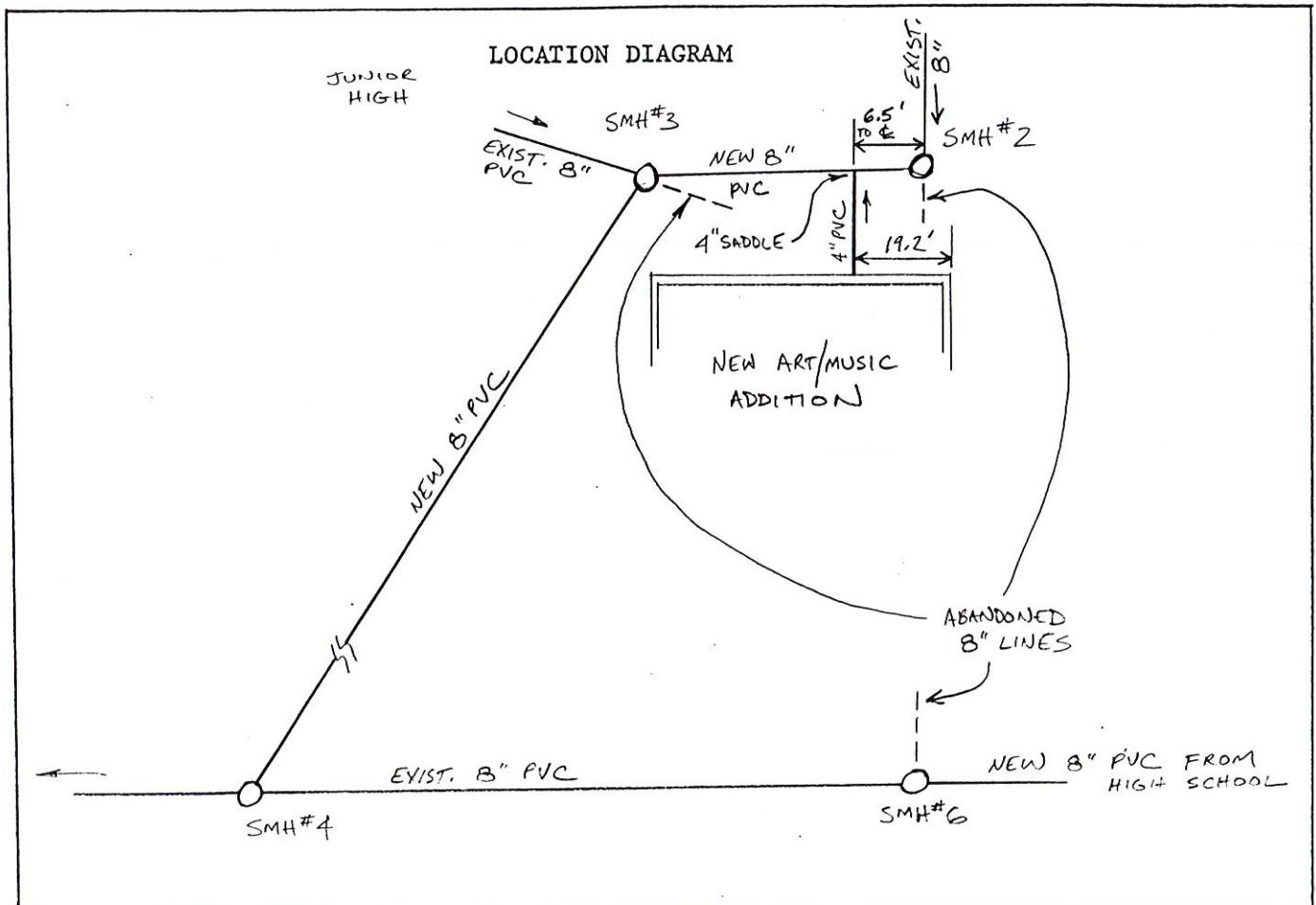
Depth, End of Service Pipe 13' Deep

Owner SAD #51

Length of Service Pipe Laid 25'

Measured, Located By SCOTT COWGER

Project Contractor SCOTT DUGAS



Remarks: 4" SADDLE HAS 4" 45° BEND INSERTED INTO IT. PIPE RISES TO BUILDING AT APPROX. 45° ANGLE. FROM 8" PVC MAIN, THERE IS 23' OF 4" SDR-35, A 22 1/2° BEND, 6" LENGTH OF 4" SDR-35, A COUPLING TO SCH. 40 PIPE, AND A 2' LENGTH OF SCH. 40 PIPE OUTSIDE THE FOUNDATION WALL.

SANITARY SEWER SERVICE LOCATION

Town, City of: CUMBERLAND

Date Installed 11-20-90 (New High School Addition)

Street OFF OF MAIN ST.

Type, Size of Service Pipe 4" PVC, SDR-35

Dwelling No. GREELY H.S. & JUNIOR H.S.

Connection at Sewer Main 4" PVC Saddle

Occupant _____

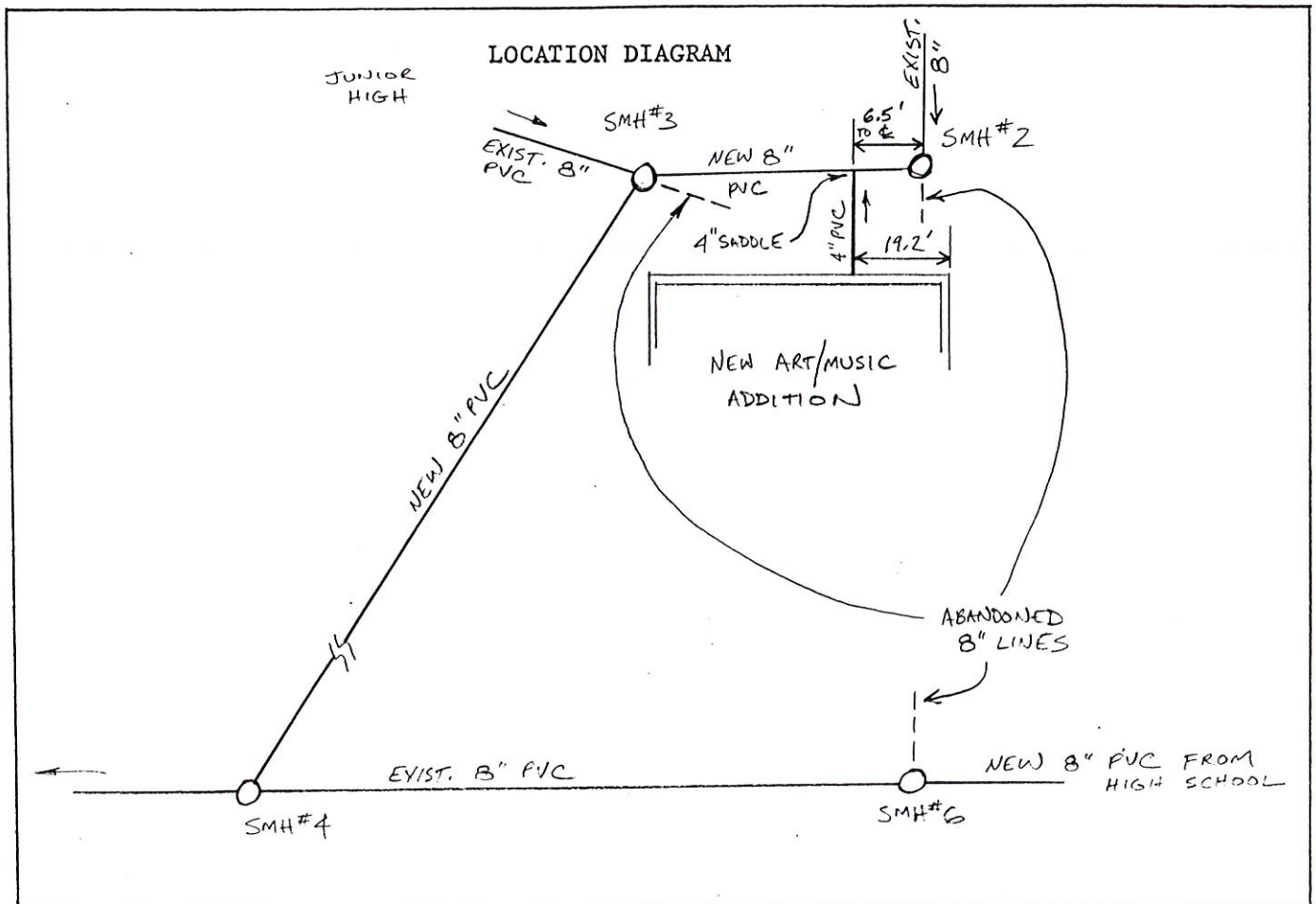
Depth, End of Service Pipe 13' Deep

Owner SAD #51

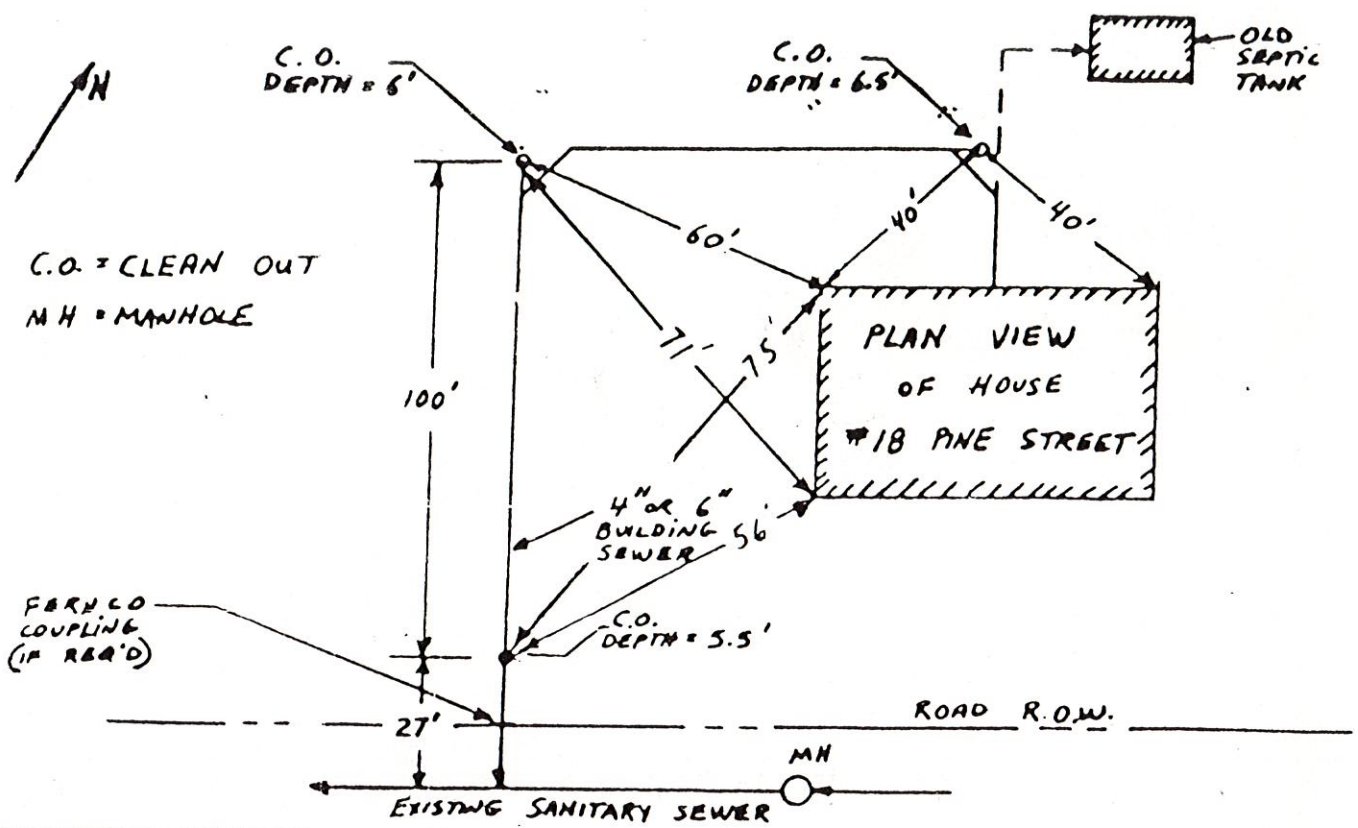
Length of Service Pipe Laid 25'

Measured, Located By SCOTT COWGER

Project Contractor SCOTT DUGAS

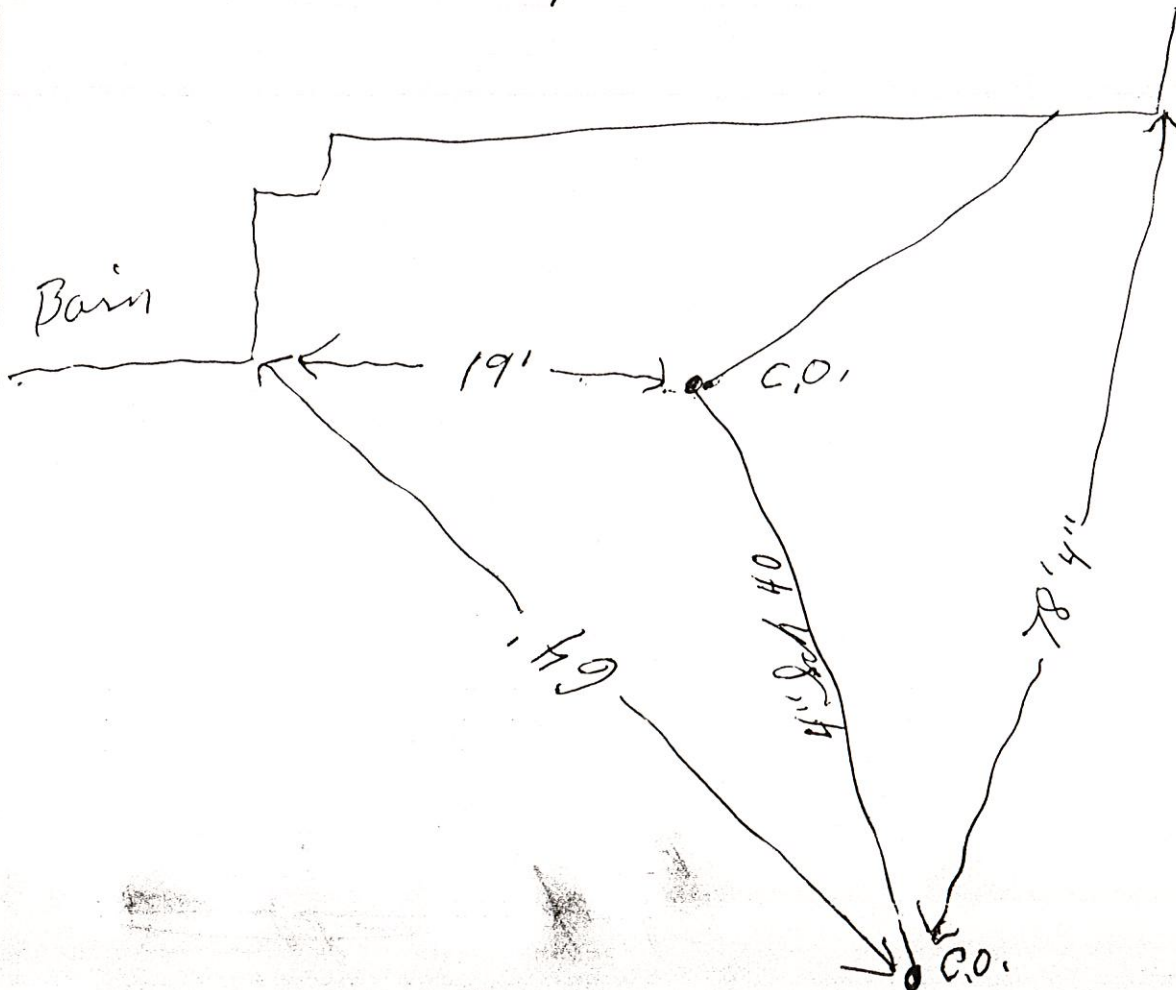


Remarks: 4" SADDLE HAS 4" 45° BEND INSERTED INTO IT. PIPE RISES TO BUILDING AT APPROX. 45° ANGLE. FROM 8" PVC MAIN, THERE IS 23' OF 4" SDR-35, A 22 1/2° BEND, 6" LENGTH OF 4" SDR-35, A COUPLING TO SCH. 40 PIPE, AND A 2' LENGTH OF SCH. 40 PIPE OUTSIDE THE FOUNDATION WALL.



NAME: P.J. Murphy
 ADDRESS: 259 Main St
 CONTRACTOR: Stanford Brown

DATE: 10, 4, 84
 (COLLECTOR) OR INTERCEPT



285 Main Street

City : Sewer-Cumberland

TED BERRY
(Co., Inc.)Street :
Tel :
Fax :
Email :**Inspection Report / Inspection: 1**

Date: 8/6/2010	Job # :	Weather : Sunny, dry	Operator :	Section # : 1	Section name :
Present :	Vehicle : Ted Berry Co. Inc.	Camera :	Preset : 0	Cleaned :	Rate :

Street 1 : TUTTLE RD	Map # 1 : 233	From MH : CUC-MNH06443
Street 2 : TUTTLE RD	Map # 2 :	To MH : CUC-MNH06442
City : Sewer-Cumberland	VCR # : TED BERRY COMPANY	Section length : 297.20 ft
Insp. method :	Media # : _1	Joint length : 0.00 ft

Reason of inspection :	Pipe shape : Circular
Section type :	Pipe size : 8 inch
Area : Cumberland	Pipe material : PVC SDR35
	Lining :

Remarks :

1:750 Position

Observation

Photo

285 MAIN
STREET

CUC-MNH06443

0.00

Inspection Start

1_1_1_06082010_113858_A.J
PG

18.30

Tap, at 02 o'clock

1_1_1_06082010_113853_B.J
1_1_2_06082010_114829_A.J
PG

43.70

Tap, at 10 o'clock

1_1_3_06082010_114927_A.J
PG

140.90

Tap, at 10 o'clock

1_1_4_06082010_115121_A.J
PG

149.10

Tap, at 02 o'clock

1_1_5_06082010_115204_A.J
PG

240.10

Tap, at 02 o'clock

1_1_6_06082010_115358_A.J
PG

297.20

Inspection Stop

1_1_7_06082010_115556_A.J
PG
1_1_7_06082010_115621_B.J
PG

CUC-MNH06442

SANITARY SEWER SERVICE LOCATION

Town, City of: Cumberland

Date Installed 12-10-92

Street Rt. 9 - Lawn Ave

Type, Size of Service Pipe 6" SDR 35

Dwelling No. # 314

Connection at Sewer Main 8" x 6" Wye

Occupant _____

Depth, End of Service Pipe _____

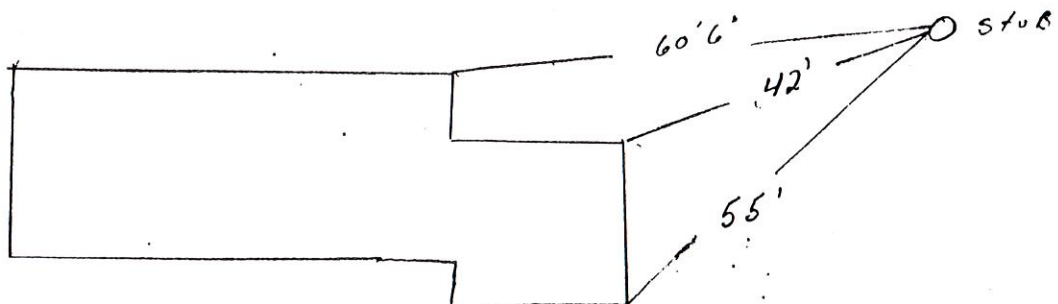
Owner _____

Length of Service Pipe Laid 14 Ft

Measured, Located By _____

Project Contractor A. H. Grover Inc.

LOCATION DIAGRAM



Remarks: Inu clu i's Appl. 7 Ft Below ground clu

SANITARY SEWER SERVICE LOCATION

Town, City of: Cumberland

Date Installed 12-10-82

Street Rt. 9 - Lawn Ave

Type, Size of Service Pipe 6" SDR 35

Dwelling No. # 314

Connection at Sewer Main 8" X 6" Wye

Occupant _____

Depth, End of Service Pipe _____

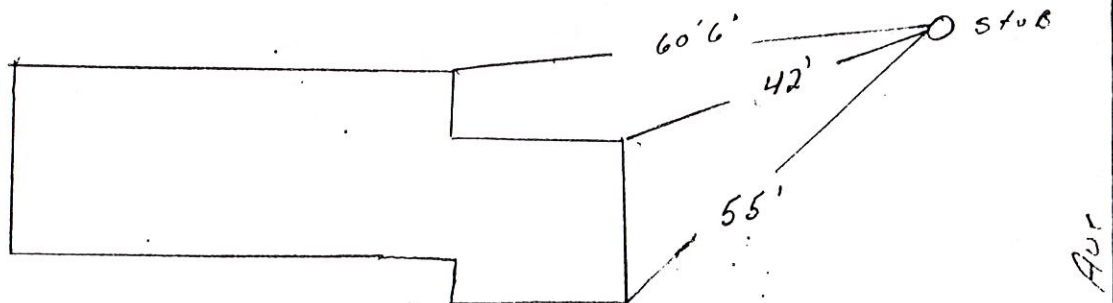
Owner _____

Length of Service Pipe Laid 14 Ft

Measured, Located By _____

Project Contractor A. H. Grover Inc.

LOCATION DIAGRAM



Main Str. Rt 9

Remarks: Inv elev is approx. 7 Ft Below ground elev.

SANITARY SEWER SERVICE LOCATION

Town, City of: Cumberland

Date Installed 12-16-92

Street Rt - 9

Type, Size of Service Pipe 6" SDR 35

Dwelling No. # 317

Connection at Sewer Main 8" X 6" Wye

Occupant _____

Depth, End of Service Pipe _____

Owner _____

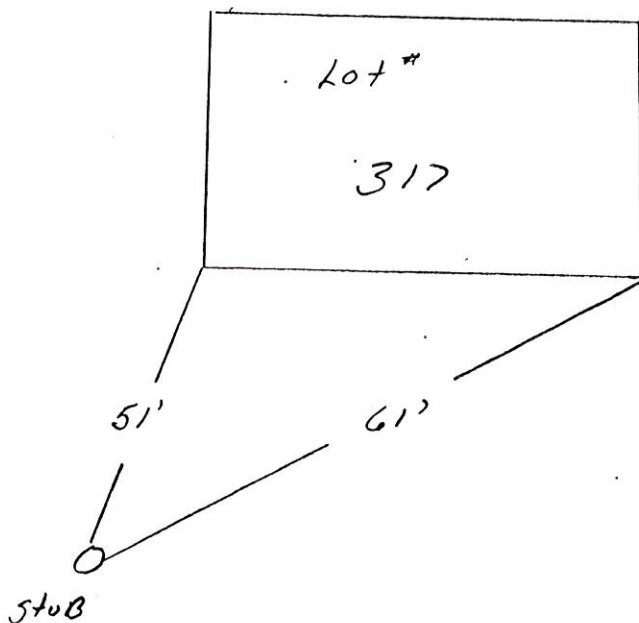
Length of Service Pipe Laid 36 Ft

Measured, Located By House on Lot # 317

Project Contractor

A. H. Grover Inc.

LOCATION DIAGRAM



Rt 9

Remarks: Inu elev is Appx. 8ft Below ground elev.

SANITARY SEWER SERVICE LOCATION

Town, City of: Cumberland

Date Installed 12-16-92

Street Rt - 9

Type, Size of Service Pipe 6" SDR 35

Dwelling No. 318 Main St

Connection at Sewer Main 8" X 6" Wyr

Occupant Food Stop

Depth, End of Service Pipe _____

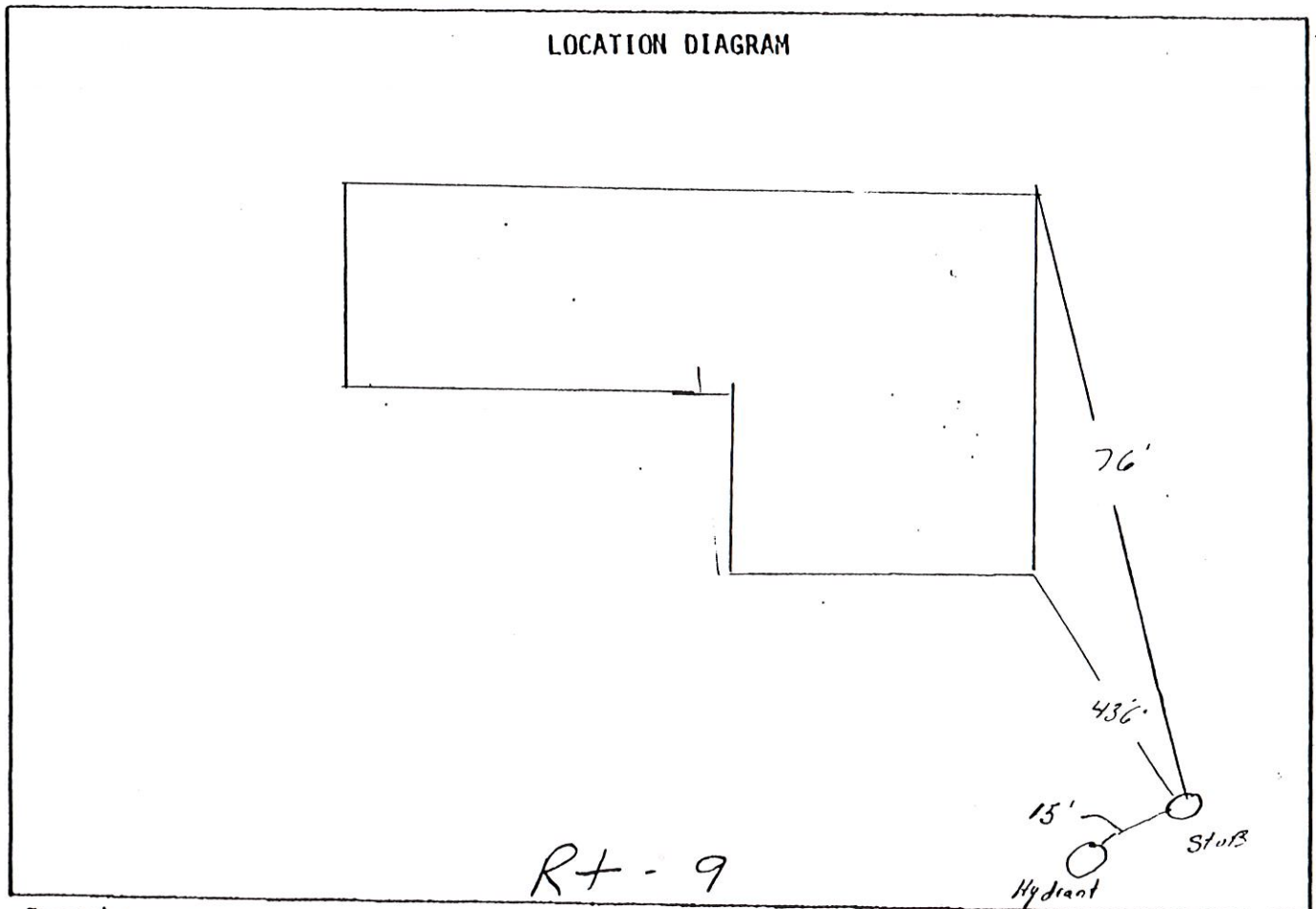
Owner _____

Length of Service Pipe Laid 25 Ft

Measured, Located By Store on lot #

Project Contractor A. H. Grover Inc

LOCATION DIAGRAM



Remarks: Ino elev is Appr 9 Ft Below Ground elev

SANITARY SEWER SERVICE LOCATION

Town, City of: Cumberland

Date Installed 12-16-92

Street Rt - 9

Type, Size of Service Pipe 6" SDR 35

Dwelling No. #319

Connection at Sewer Main 8" x 6" wye

Occupant _____

Depth, End of Service Pipe _____

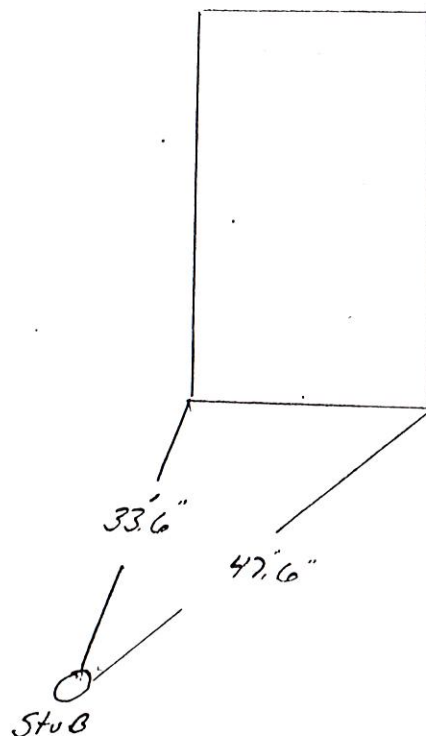
Owner _____

Length of Service Pipe Laid 35 Ft

Measured, Located By House on Lot #319

Project Contractor A. H. Grover Inc.

LOCATION DIAGRAM



Remarks: Inn elev. is Appr 9 ft Below ground elev.

SANITARY SEWER SERVICE LOCATION

Town, City of: Cumberland

Date Installed 12-16-92

Street Rt - 9

Type, Size of Service Pipe 6" SDR 35

Dwelling No. #319

Connection at Sewer Main 8" x 6" wye

Occupant _____

Depth, End of Service Pipe _____

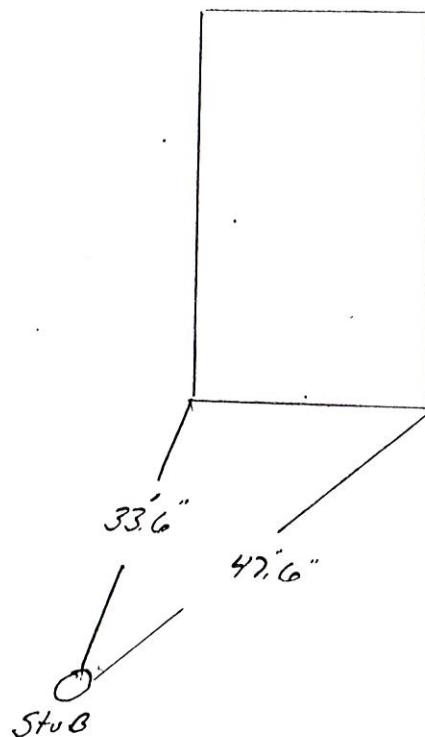
Owner _____

Length of Service Pipe Laid 35 Ft

Measured, Located By House on Lot #319

Project Contractor A. H. Grover Inc.

LOCATION DIAGRAM



Rt - 9

Remarks: Inu elev. is Appr 9 Ft Below ground elev.

SANITARY SEWER SERVICE LOCATION

Town, City of: Cumberland

Date Installed 12-17-92

Street Rt. 9

Type, Size of Service Pipe 6" SDR 35

Dwelling No. 321

Connection at Sewer Main 8" X 6" wye

Occupant Fred + Linda Hicks

Depth, End of Service Pipe _____

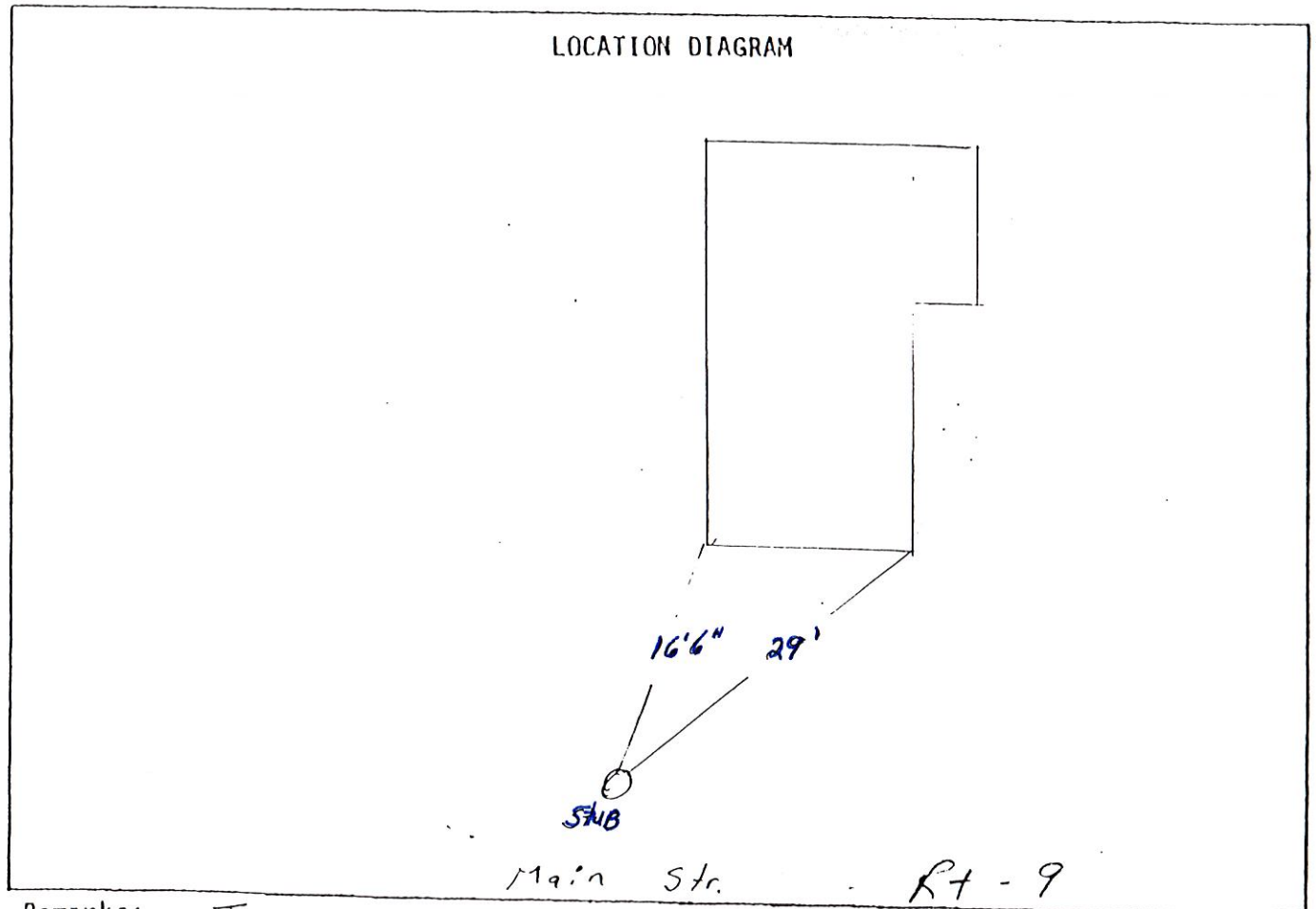
Owner _____

Length of Service Pipe Laid 33 ft

Measured, Located By House on lot #

Project Contractor A. H. Grouse Inc.

LOCATION DIAGRAM



Remarks: Inu elev is Appx 7 Ft Below ground elev.

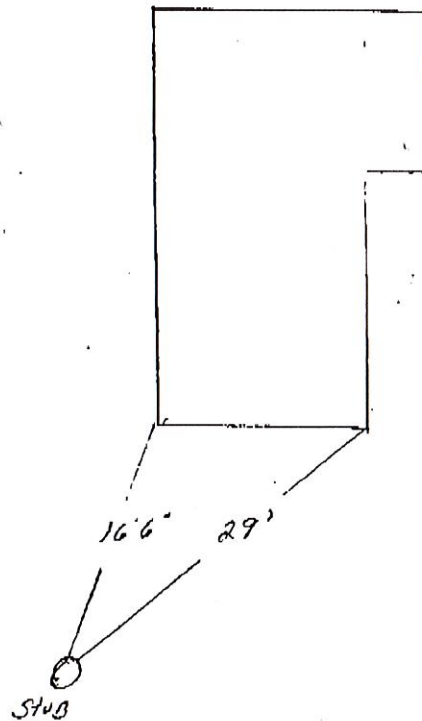
SANITARY SEWER SERVICE LOCATION

Town, City of: CumberlandDate Installed 12-17-92Street Rt. 9Type, Size of Service Pipe 6" SDR 35Dwelling No. 321 Main St.Connection at Sewer Main 8" X 6" wyeOccupant Fred + Linda Hicks

Depth, End of Service Pipe _____

Owner Doug & Carolyn CurrieLength of Service Pipe Laid 33 Ft(Formerly Hicks)Measured, Located By House on Lot #Project Contractor A. H. Glover Inc.

LOCATION DIAGRAM

Remarks: Inu elev is approx 7 Ft Below ground elev.

SANITARY SEWER SERVICE LOCATION

Town, City of: Cumberland EXT Fee Paid

Date Installed 12-17-92

Street Rt. 9

Type, Size of Service Pipe 6" SDR 35

Dwelling No. 321 Main St

Connection at Sewer Main 8" X 6" wye

Occupant Fred + Linda 112-15

Depth, End of Service Pipe _____

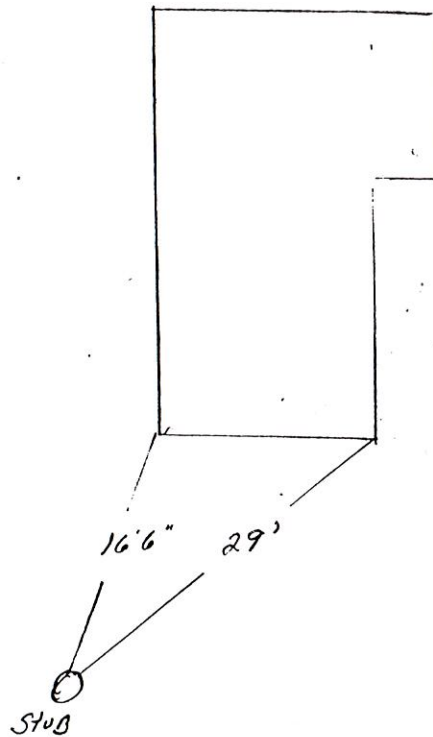
Owner _____

Length of Service Pipe Laid 33 ft

Measured, Located By House on lot #

Project Contractor A. H. Grouer Inc.

LOCATION DIAGRAM



Remarks: Inu clu is Appr 7 ft Below ground clu.

SANITARY SEWER SERVICE LOCATION

Town, City of: Cumberland

Date Installed 12-17-92

Street Rt. 9

Type, Size of Service Pipe 6" SDR 35

Dwelling No. _____

Connection at Sewer Main 8" X 6" wye

Occupant Fred + Linda Marks

Depth, End of Service Pipe _____

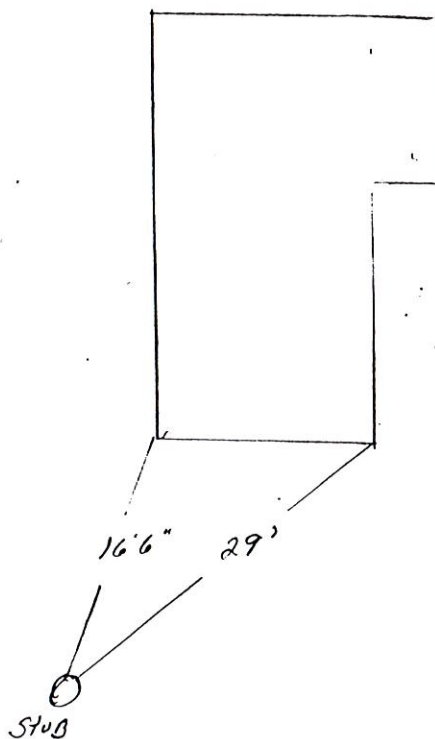
Owner _____

Length of Service Pipe Laid 33 Ft

Measured, Located By House on Lot #

Project Contractor A. H. Grouse Inc.

LOCATION DIAGRAM



Remarks: Inu cleu is Appx 7 Ft Below ground cleu.

SANITARY SEWER SERVICE LOCATION

Town, City of: Cumberland

Date Installed 12-17-92

Street Rt. 9

Type, Size of Service Pipe 6" SDR 35

Dwelling No. 322 Main St

Connection at Sewer Main 8" X 6" wye

Occupant Dr. Yeo

Depth, End of Service Pipe _____

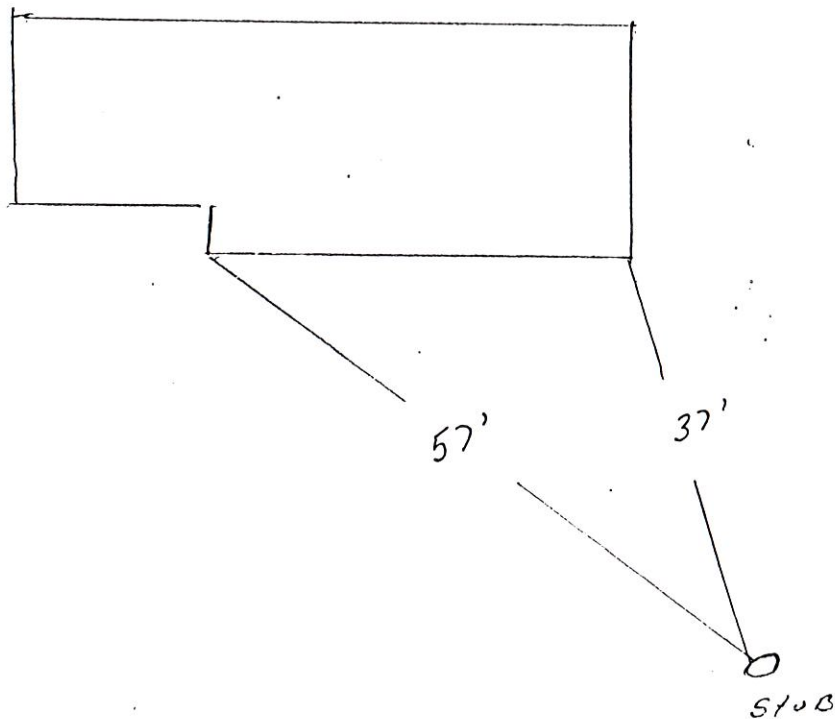
Owner _____

Length of Service Pipe Laid 28 Ft

Measured, Located By House on lot #

Project Contractor A. H. Grover Inc.

LOCATION DIAGRAM



Rt. 9

Remarks: Inv. elev is Appr. 8'6" Below ground elev.

SANITARY SEWER SERVICE LOCATION

Town, City of: Cumberland

Date Installed 12-17-92

Street Rt. 9

Type, Size of Service Pipe 6" SDR 35

Dwelling No. 322 Main St

Connection at Sewer Main 8" X 6" wye

Occupant Dr. Yeo

Depth, End of Service Pipe _____

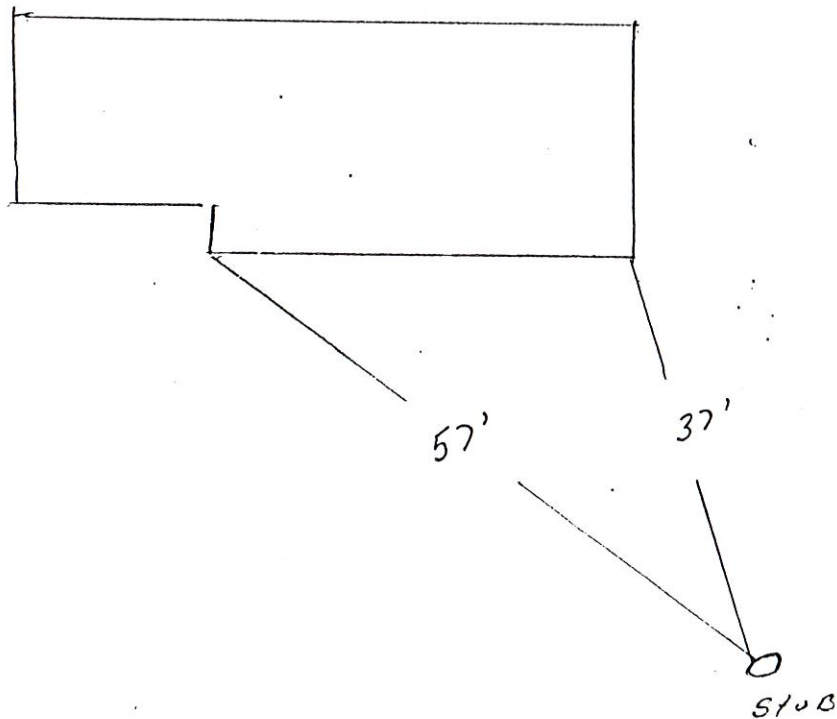
Owner _____

Length of Service Pipe Laid 28 Ft

Measured, Located By House on lot #

Project Contractor A. H. Grover Inc.

LOCATION DIAGRAM



Rt - 9

Remarks: Inv. elev is Appr. 8'6" Below ground elev.

SANITARY SEWER SERVICE LOCATION

Town, City of: Cumberland

Date Installed 12-21-92

Street Rt - 9

Type, Size of Service Pipe 6" SDR 35

Dwelling No. 323 main st

Connection at Sewer Main 8" x 6" wye

Occupant Dr. Foster M. Frost

Depth, End of Service Pipe _____

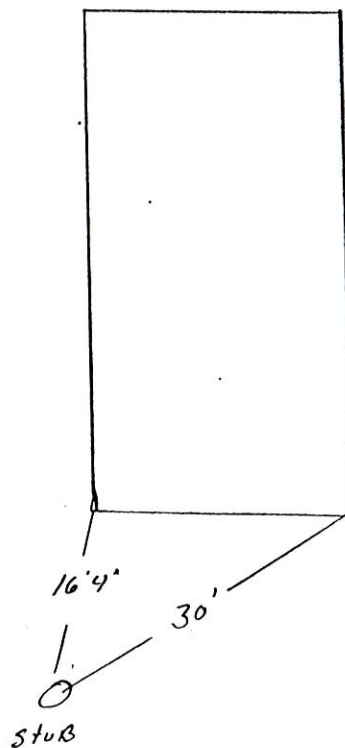
Owner _____

Length of Service Pipe Laid 34 Ft

Measured, Located By House on Lot #

Project Contractor A. H. Grover Inc.

LOCATION DIAGRAM



Remarks: Inu. elev is approx 8 Ft below ground elev.

SANITARY SEWER SERVICE LOCATION

Town, City of: Cumberland

Date Installed 12-21-92

Street Rt - 9

Type, Size of Service Pipe 6" SDR 35

Dwelling No. 323 Main St

Connection at Sewer Main 8" x 6" wye

Occupant Michael Dr. Foster Frost

Depth, End of Service Pipe _____

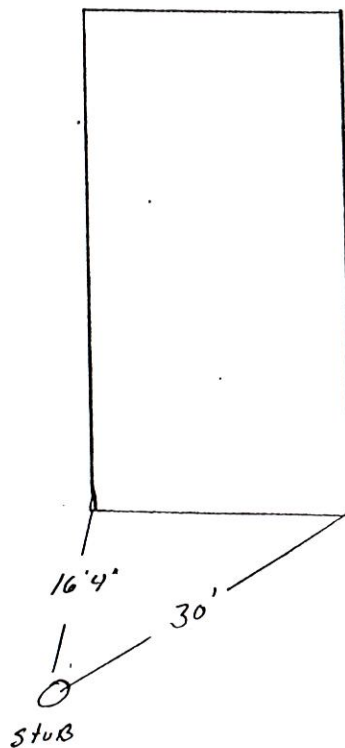
Owner _____

Length of Service Pipe Laid 34 Ft

Measured, Located By House on Lot #

Project Contractor A. H. Grover Inc.

LOCATION DIAGRAM



Remarks: Inu. elev. is approx 8 Ft below ground elev.

SANITARY SEWER SERVICE LOCATION

Town, City of: Cumberland

Date Installed 12-21-92

Street Rt-9

Type, Size of Service Pipe 6" SDR 35

Dwelling No. 324 Main St

Connection at Sewer Main 8" X 6" wye

Occupant _____

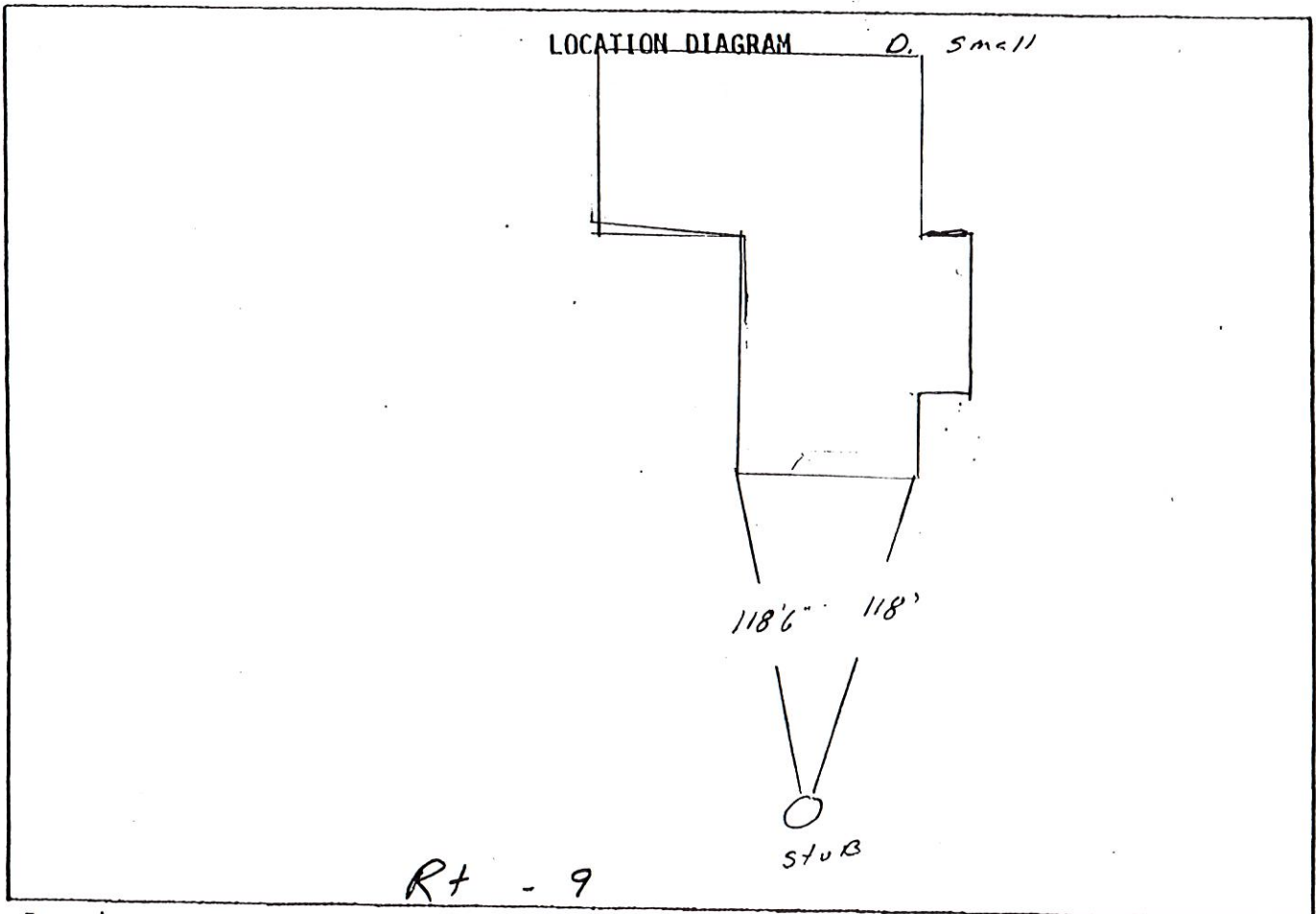
Depth, End of Service Pipe _____

Owner David Small

Length of Service Pipe Laid 24 Ft

Measured, Located By House on Lot #

Project Contractor A. H. Grover Inc.



Remarks: Inv elev is approx. 7 Ft below ground elev.

SANITARY SEWER SERVICE LOCATION

Town, City of: Cumberland

Date Installed 12-21-92

Street Rt - 9

Type, Size of Service Pipe 6" SDR 35

Dwelling No. 324 Main St

Connection at Sewer Main 8" X 6" wye

Occupant _____

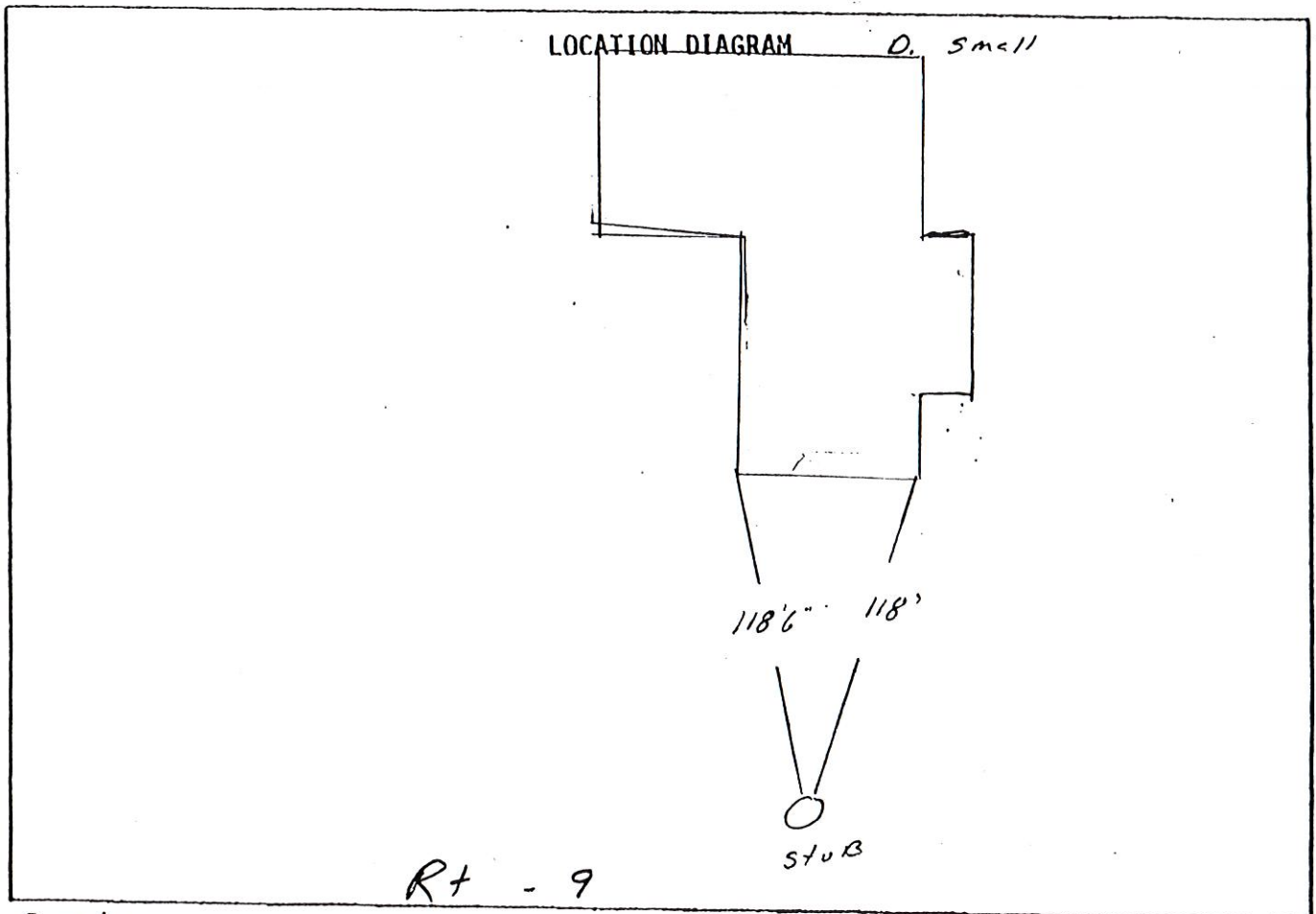
Depth, End of Service Pipe _____

Owner David Small

Length of Service Pipe Laid 24 Ft

Measured, Located By House on lot #

Project Contractor A. H. Grover Inc.



Remarks: Inv elev is approx. 7 ft below ground elev.

16th July

Reg # 2004 290 3816

Aug 20
start 05:45 AM.

#340-2870

SANITARY SEWER SERVICE LOCATION

Town, City of: Cum Berland

Date Installed 12-21-92

Street Rt - 9

Type, Size of Service Pipe 6" SDR 35

Dwelling No. # 326

Connection at Sewer Main 8" x 6" wye

Occupant Dr. Howard R. Relyea

Depth, End of Service Pipe _____

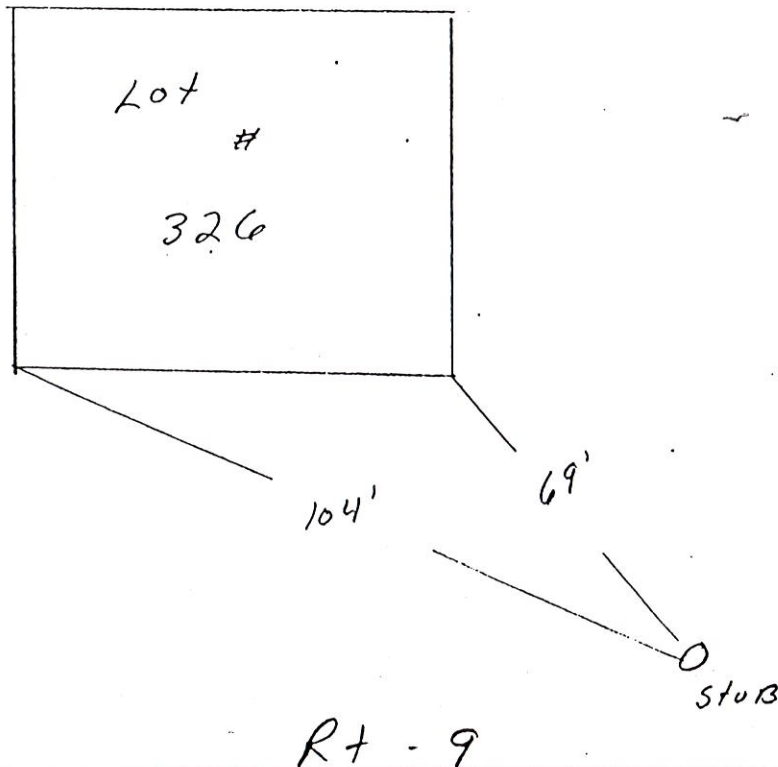
Owner _____

Length of Service Pipe Laid 28 Ft

Measured, Located By Office on Lot #326

Project Contractor A. H. Grover Inc.

LOCATION DIAGRAM



Remarks: Inu elev is Appx 9 Ft Below ground elev.

SANITARY SEWER SERVICE LOCATION

Town, City of: Cum Berland

Date Installed 12-21-92

Street Rt - 9

Type, Size of Service Pipe 6" SDR 35

Dwelling No. # 326

Connection at Sewer Main 8" x 6" wye

Occupant Dr. Partyka

Depth, End of Service Pipe _____

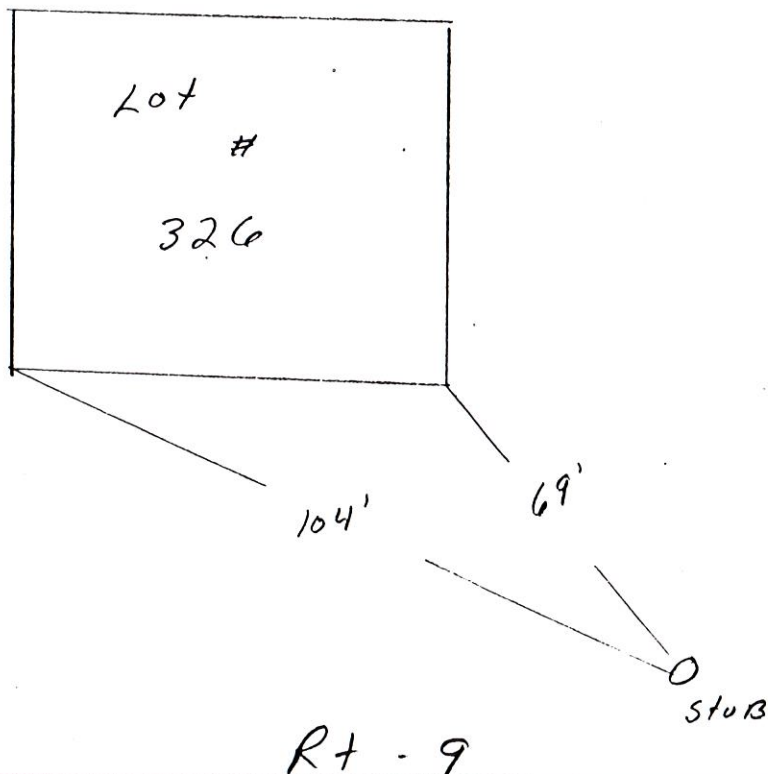
Owner _____

Length of Service Pipe Laid 28 Ft

Measured, Located By Office on Lot #326

Project Contractor A. H. Grover Inc.

LOCATION DIAGRAM



Remarks: Inu elev is Appx 9 Ft Below ground elev.

SANITARY SEWER SERVICE LOCATION

Town, City of: Cum Berland

Date Installed 12-21-92

Street Rt - 9

Type, Size of Service Pipe 6" SDR 35

Dwelling No. # 326

Connection at Sewer Main 8" x 6" wye

Occupant Dr. Partyka

Depth, End of Service Pipe _____

Owner _____

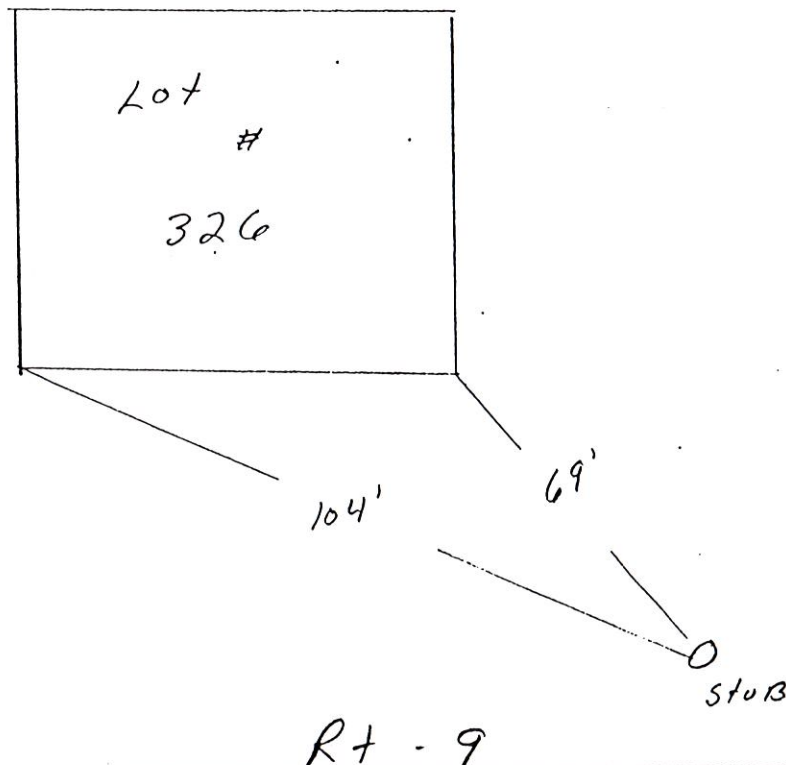
Length of Service Pipe Laid 28 Ft

Measured, Located By Office on Lot #326

Project Contractor

A. H. Grover Inc.

LOCATION DIAGRAM



Remarks: Inu elev is approx 9 ft below ground elev.

SANITARY SEWER SERVICE LOCATION

Town, City of: Cumberland

Date Installed 11-30-92

Street Rt - 9

Type, Size of Service Pipe 6" SDR 35

Dwelling No. #329

Connection at Sewer Main 8" X 6" wye

Occupant Tar diff

Depth, End of Service Pipe _____

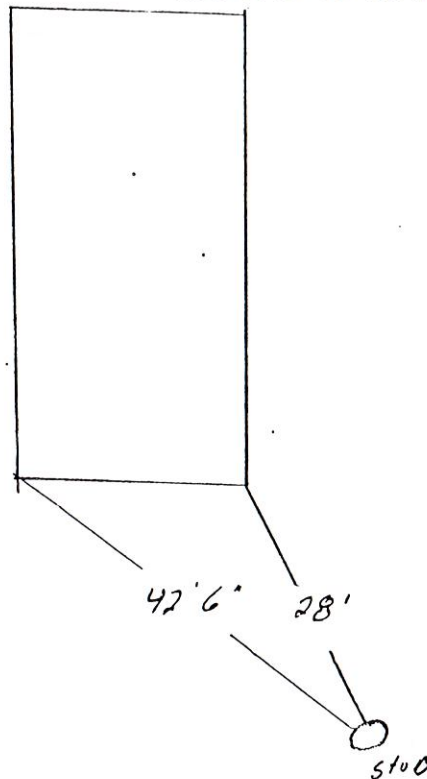
Owner _____

Length of Service Pipe Laid 58 ft

Measured, Located By House on lot #329

Project Contractor A. H. Glover Inc.

LOCATION DIAGRAM



Main Str. - Rt - 9

Remarks: Inv elev is approx. 7 ft below ground elev

SANITARY SEWER SERVICE LOCATION

Town, City of: Cumberland

Date Installed 11-30-92

Street Rt - 9

Type, Size of Service Pipe 6" SDR 35

Dwelling No. # 332

Connection at Sewer Main 8" x 6" wye

Occupant _____

Depth, End of Service Pipe _____

Owner _____

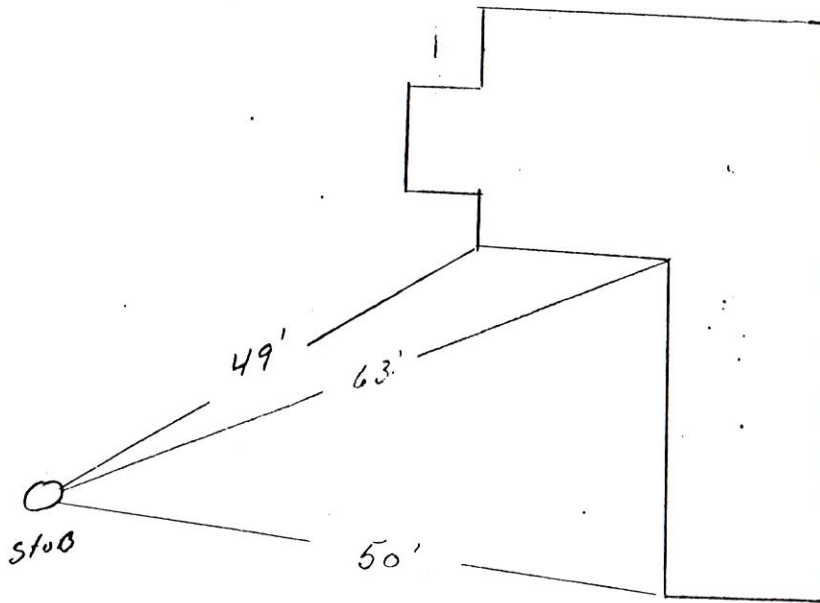
Length of Service Pipe Laid 28 Ft

Measured, Located By House on Lot #332

Project Contractor A. H. Grover Inc.

LOCATION DIAGRAM

Cottage Farm's



Rt - 9 Main Str.

Remarks: Inu elev is Appx 7 Ft Below ground elev.

SANITARY SEWER SERVICE LOCATION

Town, City of: Cumberland

Date Installed 11-30-92

Street Rt - 9

Type, Size of Service Pipe 6" SDR 35

Dwelling No. # 332

Connection at Sewer Main 8" x 6" Wye

Occupant _____

Depth, End of Service Pipe _____

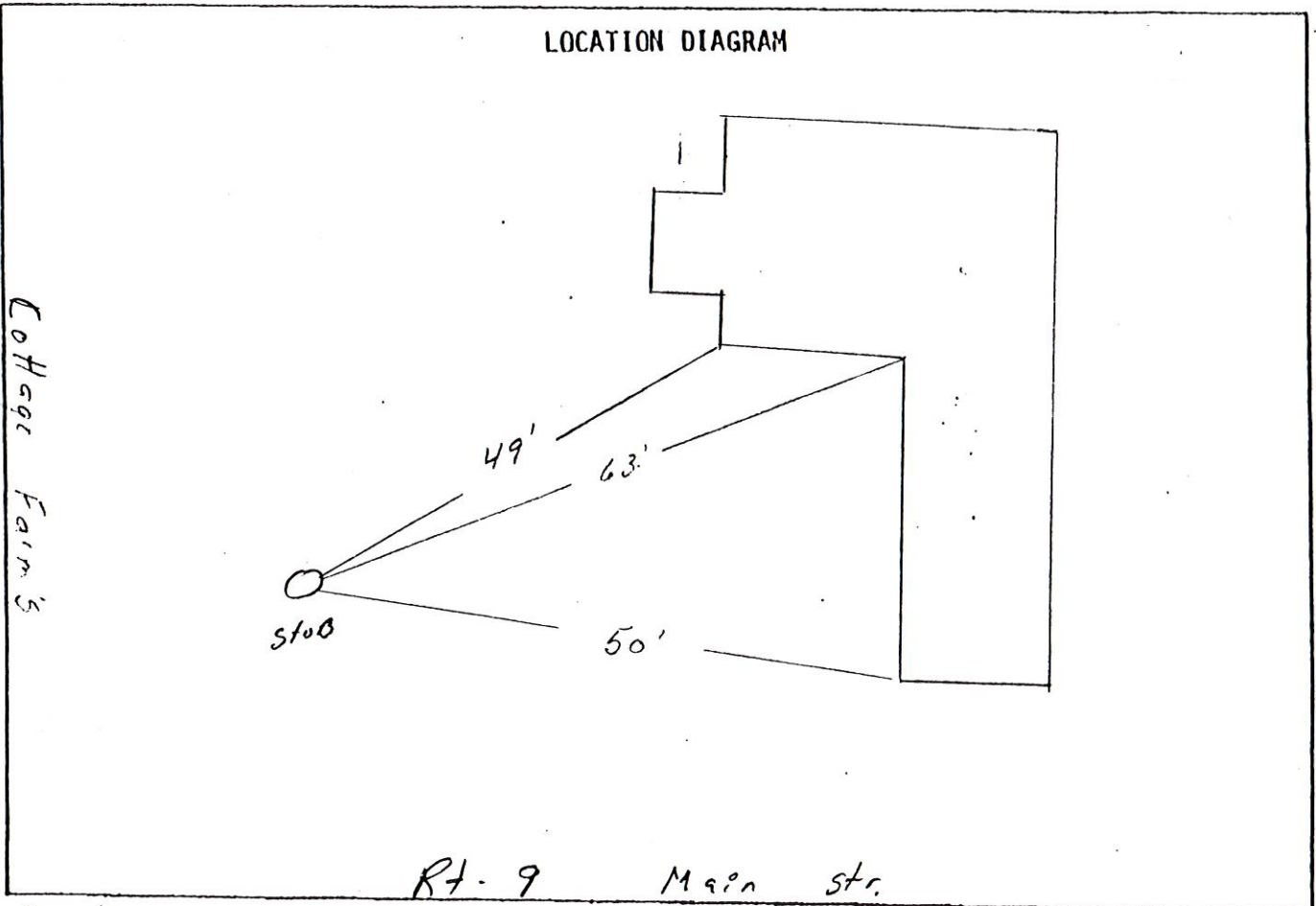
Owner _____

Length of Service Pipe Laid 28 Ft

Measured, Located By House on Lot #332

Project Contractor A. H. Grover Inc.

LOCATION DIAGRAM



Remarks: Inu elev is approx 7 ft below ground elev.

CAMERING CHECK LIST

NAME James Treadwell

DATE 8/19/03

JOB LOCATION

393 main str Cumberland

TECH Richard P. Wertz

CIRCLE ONE

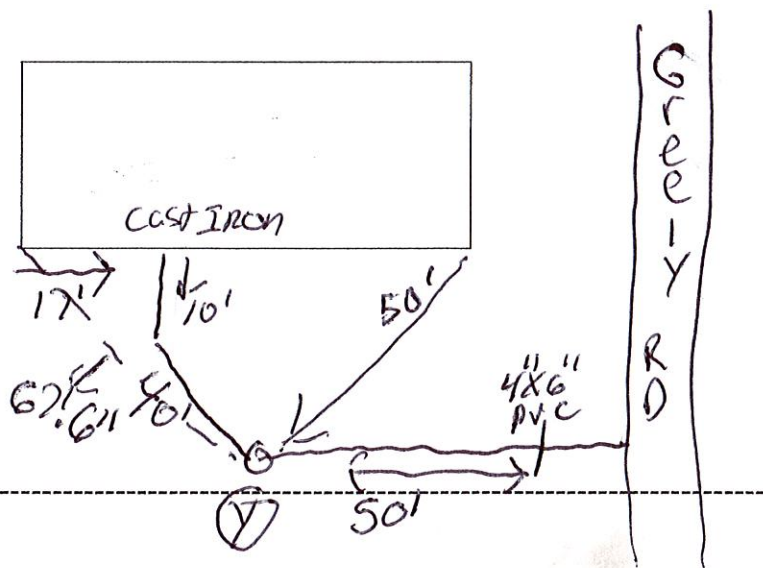
- ☐ HOUSETRAP RODDING WYE BOTH
- ☐ FINISHED BASEMENT UNFINISHED BASEMENT

WRITE IN

- ☐ LENGTH OF SEWER-----
- ☐ LOCATION OF SEWER LEAVING HOUSE LOOKING FROM STREET

- ☐ IF WE HAVE TO BREAK UP FLOOR IN BASEMENT WOULD THERE BE ANY OBJECTS IN THE WAY EXPLAIN?

DRAW A PICTURE OF HOUSE LOOKING FROM ROAD WITH LANDSCAPING SHOW WHERE YOU THINK THE SEWER RUNS.



SANITARY SEWER SERVICE LOCATION

Town, City of: CUMBERLAND

Date Installed 6/13/83

Type, Size of Service Pipe 6" PVC

Connection at Sewer Main WVE, MH155+110'

Depth, End of Service Pipe 5'

Length of Service Pipe Laid 18.5'

Measured, Located By _____

Street CORNER OF GREELY & MAIN ST

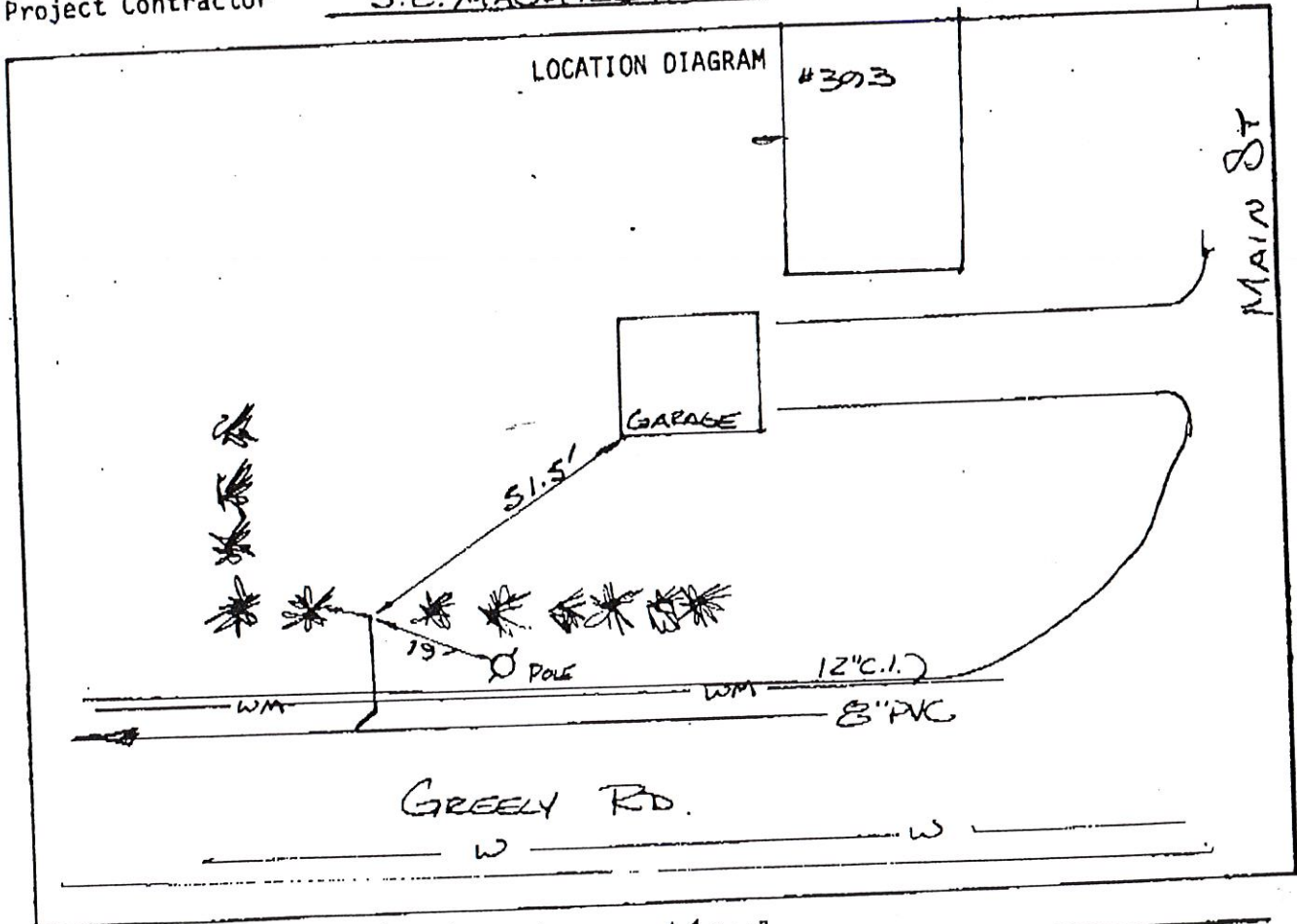
Dwelling No. 393 MAIN ST.

Occupant _____

Owner William Hill

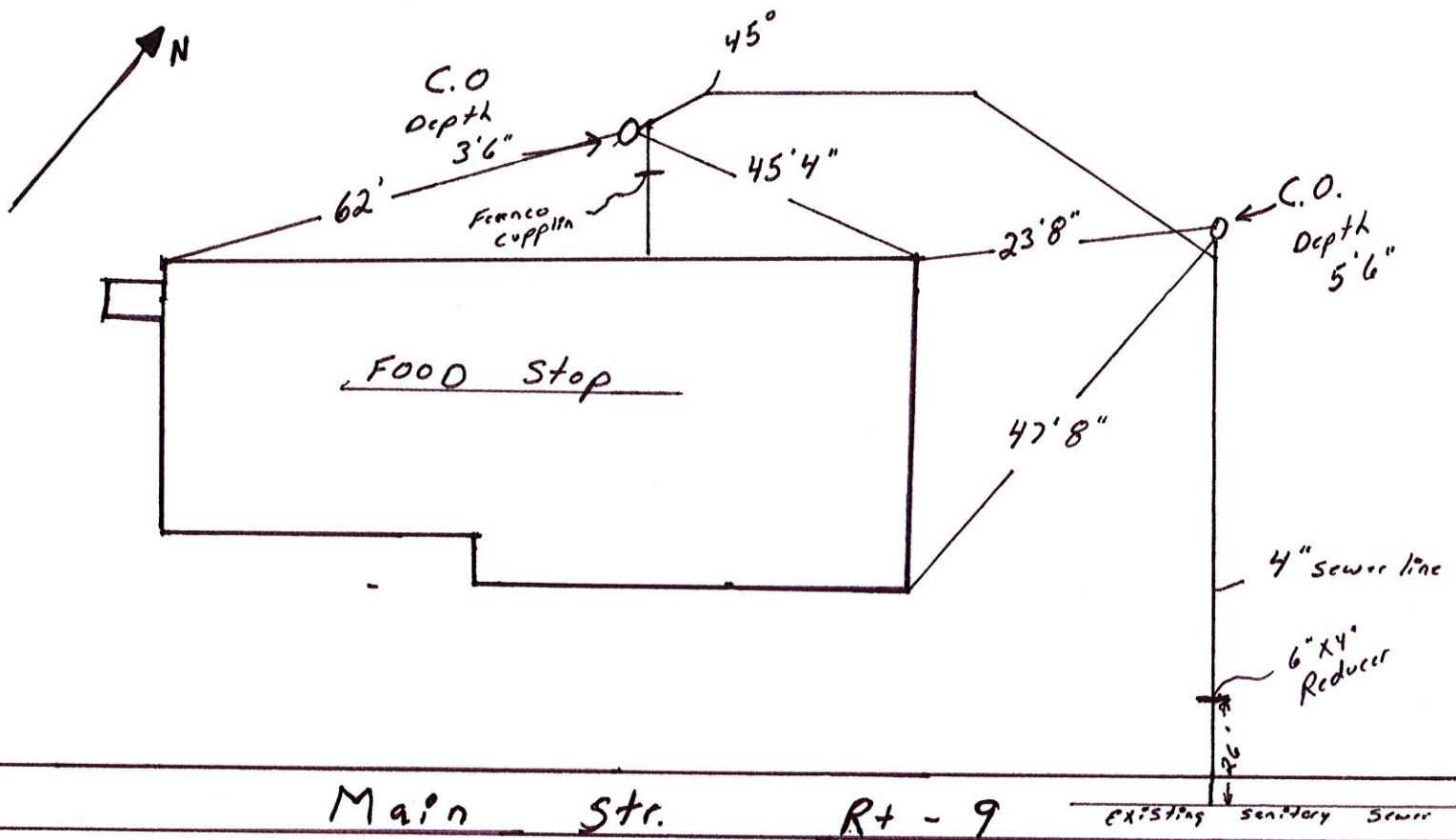
Project Contractor S.E. MACMILLAN

C-4-C993



Remarks: OVER 12" C.I. WATER MAIN

Appr. 137 Ft of 4" Sewer line



NAME. Food Stop

ADDRESS. Main Street

CONTRACTOR. Storey Brothers

DATE. 3 - 23 - 93

SANITARY SEWER SERVICE LOCATION

Town, City of: Cumberland

Date Installed 11-25-92

Street Rt. 9

Type, Size of Service Pipe 6" SDR 35

Dwelling No. _____

Connection at Sewer Main 8" x 6" wye

Occupant _____

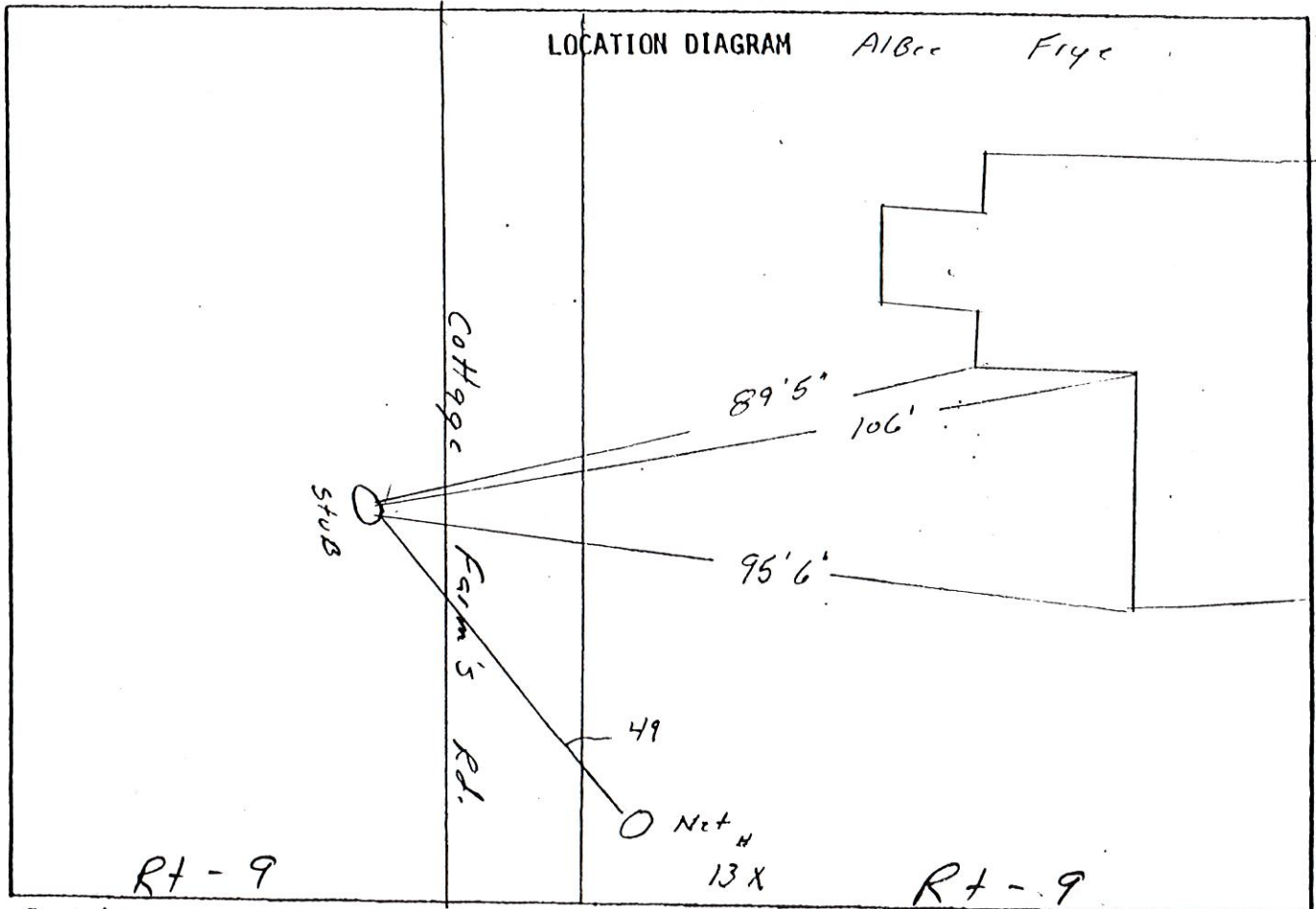
Depth, End of Service Pipe _____

Owner _____

Length of Service Pipe Laid 18 Ft

Measured, Located By House on Lot # 332

Project Contractor A. H. Grover Inc.



Remarks: Inu elev is approx 8 ft below ground elev

SANITARY SEWER SERVICE LOCATION

Town, City of: Cumberland

Date Installed 11-25-92

Street Rt. 9

Type, Size of Service Pipe 6" SDR 35

Dwelling No. _____

Connection at Sewer Main 8" x 6" wye

Occupant _____

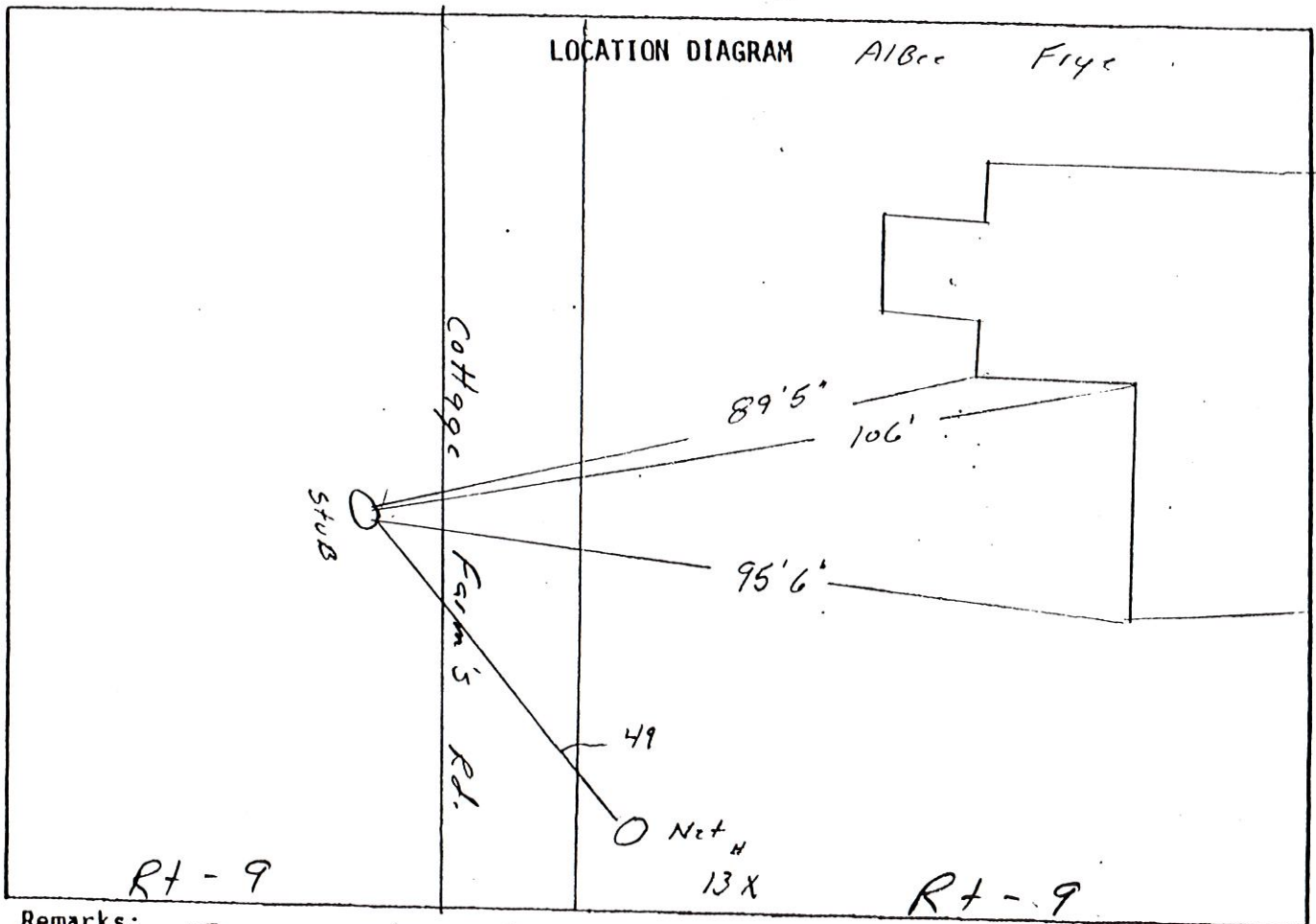
Depth, End of Service Pipe _____

Owner _____

Length of Service Pipe Laid 18 Ft


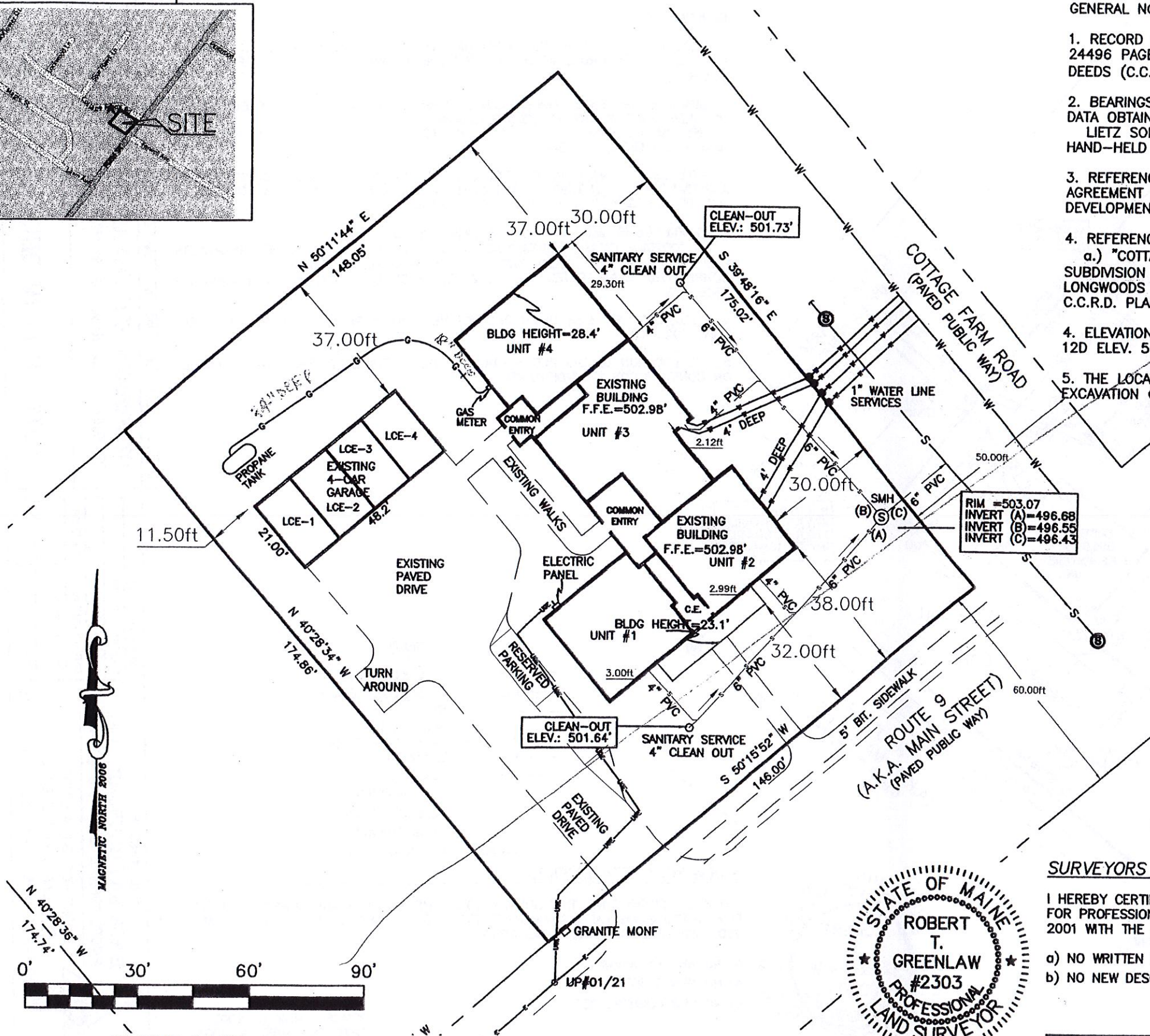
Measured, Located By House on Lot # 332

Project Contractor A. H. Grover Inc.



Remarks: Inu elev is Appx 8 Ft Below ground elev

SITE LOCATION MAP:



GRAPHIC SCALE

GENERAL NOTES:

1. RECORD OWNER OF PARCEL: COTTAGE FARM DEVELOPMENT LLC, BOOK 24496 PAGE 278 AS RECORDED IN THE CUMBERLAND COUNTY REGISTRY OF DEEDS (C.C.R.D.).
2. BEARINGS ARE BASED UPON PLAN REFERENCE 4a, ADDITIONAL SURVEY DATA OBTAINED UTILIZING THE FOLLOWING EQUIPMENT:
LIETZ SOKKISHA SET 3 TOTAL STATION, LIETZ SDR 33 DATA COLLECTOR, HAND-HELD MAGNETIC COMPASS.
3. REFERENCE IS MADE TO THE FOLLOWING DOCUMENT: CONTRACT ZONING AGREEMENT BETWEEN TOWN OF CUMBERLAND AND COTTAGE FARM DEVELOPMENT, LLC, RECORDED IN C.C.R.D. BOOK 24507 PAGE 291.
4. REFERENCE IS MADE TO THE FOLLOWING PLANS:
a.) "COTTAGE FARM CONDOMINIUMS, ROUTE 9, CUMBERLAND, MAINE, SUBDIVISION PLAN," BY SYTDESIGN CONSULTANTS, PO BOX 86A, 160 LONGWOODS ROAD, CUMBERLAND, MAINE, DATED DEC. 1, 2005, RECORDED IN C.C.R.D. PLAN BOOK 206 PAGE 673.
4. ELEVATIONS ARE BASE UPON PROJECT BENCHMARK PK NAIL SET IN POLE 12D ELEV. 502.32.
5. THE LOCATION OF UTILITIES SHOULD BE FIELD VERIFIED BEFORE ANY EXCAVATION OR CONSTRUCTION IS UNDERTAKEN.

LEGEND

- Property line
- UGE — Underground Electric
- Street line
- Sanitary line
- S — Sewer Line On Site
- W — Water Line
- Unit Delimiter
- Water Shut Off
- Sewer Manhole
- A.K.A. Also Known As

SURVEYORS STATEMENT:

I HEREBY CERTIFY THAT THIS SURVEY CONFORMS TO THE MAINE BOARD OF LICENSURE FOR PROFESSIONAL LAND SURVEYORS' STANDARDS OF PRACTICE AS ADOPTED APRIL 01, 2001 WITH THE FOLLOWING EXCEPTIONS:

- a) NO WRITTEN REPORT
- b) NO NEW DESCRIPTION

ROBERT T. GREENLAW P.L.S., #2303
V. PRESIDENT BACK BAY BOUNDARY, INC.

REVISED: MAY 11, 2007
DATE: DECEMBER 4, 2006

REVISION 1: 05/11/2007 - UPDATED AS-BUILT INFORMATION, ADDED SHEET 2

CONDOMINIUM PLAT AND AS-BUILT SURVEY PLAN
COTTAGE FARM ROAD & ROUTE 9 CUMBERLAND, MAINE

FOR: COTTAGE FARM DEVELOPMENT LLC.

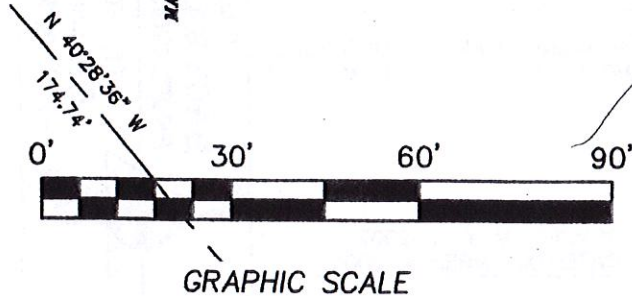
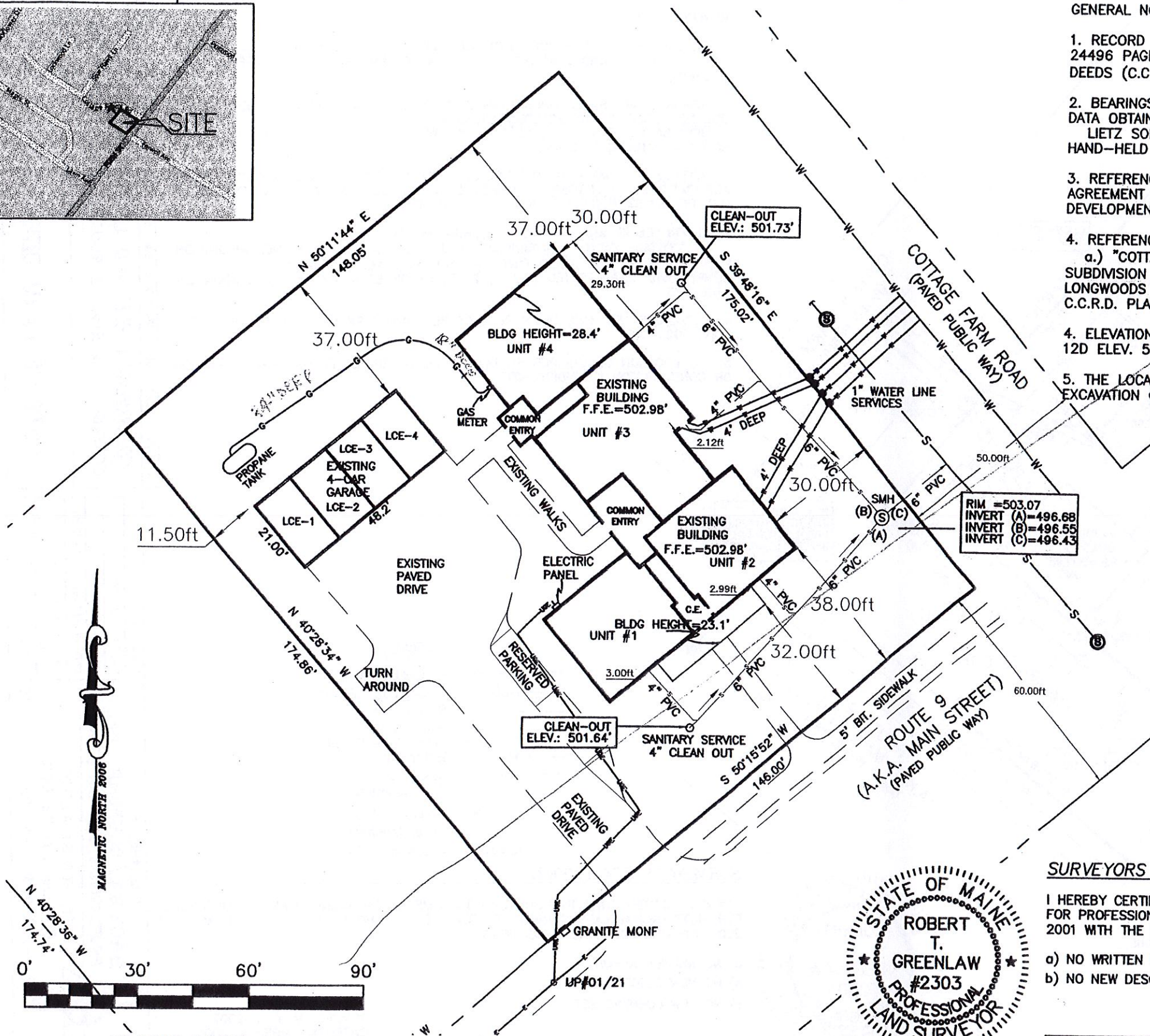
DRAWN BY: DMD
CHECKED BY: RTG
SCALE: 1"=30'
DATE OF SURVEY: 12/04/2006
JOB NUMBER: 2006106
SHEET: 1 OF 2

PREPARED BY:
BACK BAY BOUNDARY, INC.
PROFESSIONAL LAND SURVEYING
643 FOREST AVENUE
PORTLAND, MAINE 04101
207-774-2855 FAX 207-347-4346



DRAWER: 2006 NO: 106

SITE LOCATION MAP:



GENERAL NOTES:

1. RECORD OWNER OF PARCEL: COTTAGE FARM DEVELOPMENT LLC, BOOK 24496 PAGE 278 AS RECORDED IN THE CUMBERLAND COUNTY REGISTRY OF DEEDS (C.C.R.D.).
2. BEARINGS ARE BASED UPON PLAN REFERENCE 4a, ADDITIONAL SURVEY DATA OBTAINED UTILIZING THE FOLLOWING EQUIPMENT:
LIETZ SOKKISHA SET 3 TOTAL STATION, LIETZ SDR 33 DATA COLLECTOR, HAND-HELD MAGNETIC COMPASS.
3. REFERENCE IS MADE TO THE FOLLOWING DOCUMENT: CONTRACT ZONING AGREEMENT BETWEEN TOWN OF CUMBERLAND AND COTTAGE FARM DEVELOPMENT, LLC, RECORDED IN C.C.R.D. BOOK 24507 PAGE 291.
4. REFERENCE IS MADE TO THE FOLLOWING PLANS:
a.) "COTTAGE FARM CONDOMINIUMS, ROUTE 9, CUMBERLAND, MAINE, SUBDIVISION PLAN," BY SYTDESIGN CONSULTANTS, PO BOX 86A, 160 LONGWOODS ROAD, CUMBERLAND, MAINE, DATED DEC. 1, 2005, RECORDED IN C.C.R.D. PLAN BOOK 206 PAGE 673.
4. ELEVATIONS ARE BASE UPON PROJECT BENCHMARK PK NAIL SET IN POLE 12D ELEV. 502.32.
5. THE LOCATION OF UTILITIES SHOULD BE FIELD VERIFIED BEFORE ANY EXCAVATION OR CONSTRUCTION IS UNDERTAKEN.

LEGEND	
—	Property line
— UGE —	Underground Electric
—	Street line
—	Sanitary line
— S —	Sewer Line On Site
— W —	Water Line
—	Unit Delimiter
⊙	Water Shut Off
⊙	Sewer Manhole
A.K.A.	Also Known As

SURVEYORS STATEMENT:

I HEREBY CERTIFY THAT THIS SURVEY CONFORMS TO THE MAINE BOARD OF LICENSURE FOR PROFESSIONAL LAND SURVEYORS' STANDARDS OF PRACTICE AS ADOPTED APRIL 01, 2001 WITH THE FOLLOWING EXCEPTIONS:

- a) NO WRITTEN REPORT
- b) NO NEW DESCRIPTION

ROBERT T. GREENLAW P.L.S., #2303
V. PRESIDENT BACK BAY BOUNDARY, INC.

REVISED: MAY 11, 2007
DATE: DECEMBER 4, 2006

PREPARED BY:
BACK BAY BOUNDARY, INC.
PROFESSIONAL LAND SURVEYING
643 FOREST AVENUE
PORTLAND, MAINE 04101
207-774-2855 FAX 207-347-4346

DRAWER: 2006 NO: 106

DRAWN BY: DMD
CHECKED BY: RTG
SCALE: 1"=30'
DATE OF SURVEY: 12/04/2006
JOB NUMBER: 2006106
SHEET: 1 OF 2
REVISION 1

REVISION 1: 05/11/2007- UPDATED AS-BUILT INFORMATION, ADDE SHEET 2
CONDOMINIUM PLAT AND AS-BUILT SURVEY PLAN
COTTAGE FARM ROAD & ROUTE 9 CUMBERLAND, MAINE

FOR:

COTTAGE FARM DEVELOPEMENT LLC.

Karole / Bea

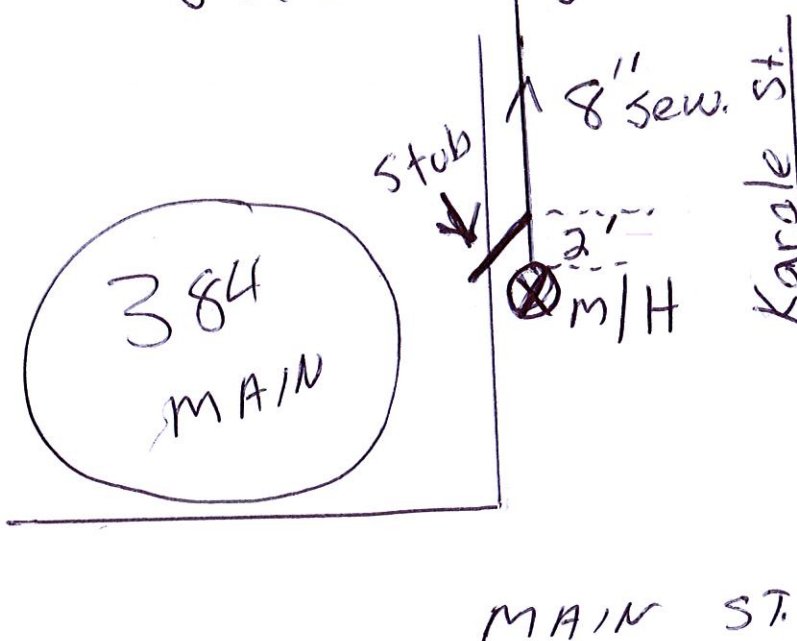
384 MAIN ST

Stub on Karole Ln.

2' down from M.H.

5 1/2' deep

8" x 6" wye



SANITARY SEWER SERVICE LOCATION

Town, City of: Cumberland

Date Installed: _____

Street: Main St (Rt. 9)

Type, Size of Service Pipe: HDPE, 1.5"

Dwelling No. 294

Connection at Sewer Main: 2" x 1.5" TEE (FUSED)

Occupant: _____

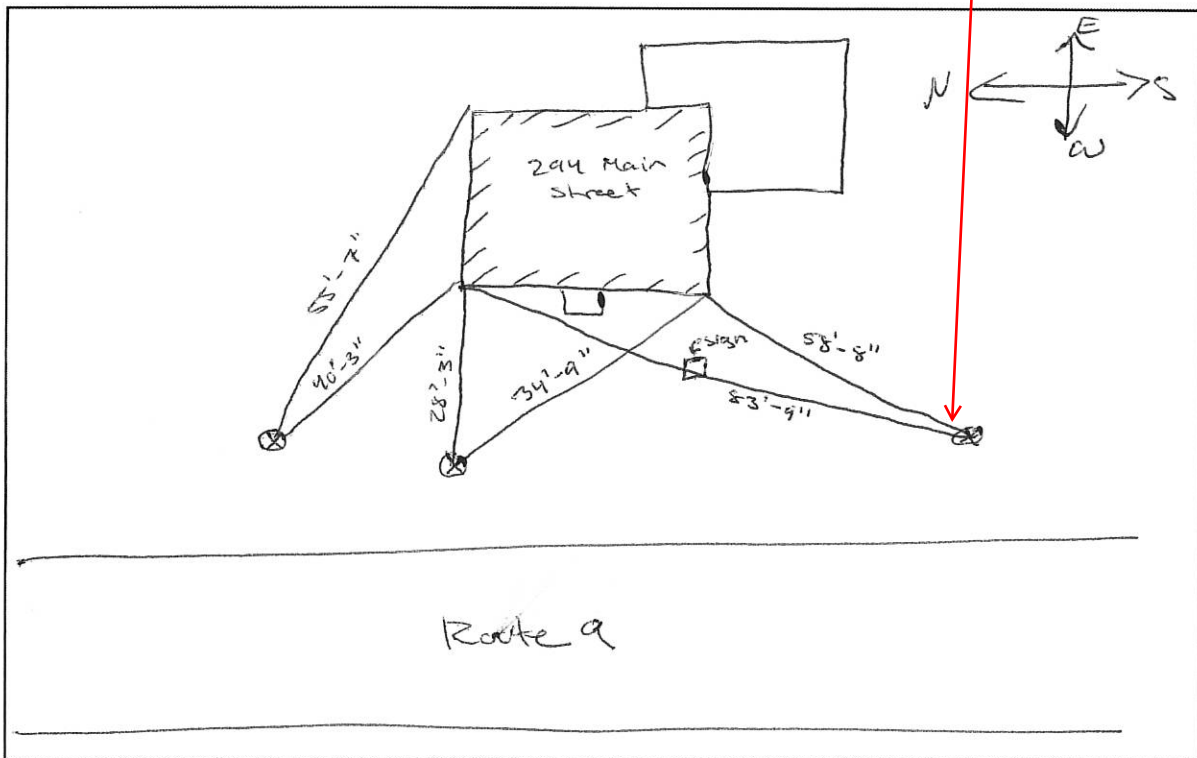
Depth, End of Service Pipe: ≈ 5.5'

Owner: _____

Length of Service Pipe Laid: _____

Project Contractor: A.H. Grover

Revolutionary Gas



Remarks: _____

Town, City of: CUMBERLAND

Street OFF OF
MAIN ST.

Dwelling No. GREELY H.S. & JUNIOR H.S.

Occupant _____

Owner SAD #51

SCOTT DUGAS



Remarks: 4" SADDLE HAS 4" 45° BEND INSERTED INTO IT. PIPE RISES TO BUILDING AT APPROX. 45° ANGLE. FROM 8" PVC MAIN, THERE IS 23' OF 4" SDR-35, A 22½° BEND, 6" LENGTH OF 4" SDR-35, A COUPLING TO SCH. 40 PIPE, AND A 2' LENGTH OF SCH. 40 PIPE OUTSIDE THE FOUNDATION WALL.

SANITARY SEWER SERVICE LOCATION

Town, City of: CUMBERLAND

Date Installed 11-20-90 (New High School Addition)

Street OFF OF MAIN ST.

Type, Size of Service Pipe 4" PVC, SDR-35

Dwelling No. GREELY H.S. & JUNIOR H.S.

Connection at Sewer Main 4" PVC Saddle

Occupant _____

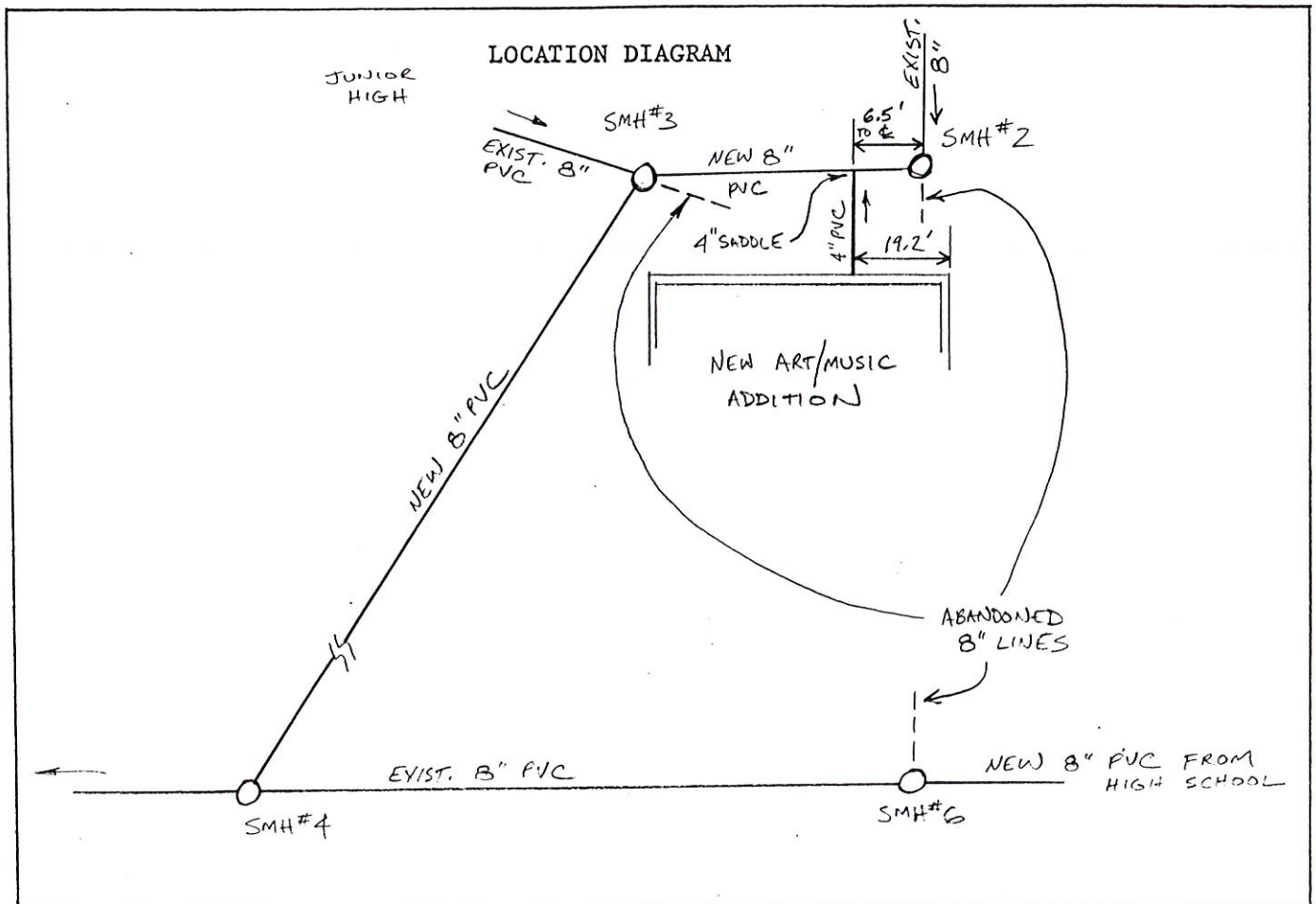
Depth, End of Service Pipe 13' Deep

Owner SAD #51

Length of Service Pipe Laid 25'

Measured, Located By SCOTT COWGER

Project Contractor SCOTT DUGAS



Remarks: 4" SADDLE HAS 4" 45° BEND INSERTED INTO IT. PIPE RISES TO BUILDING AT APPROX. 45° ANGLE. FROM 8" PVC MAIN, THERE IS 23' OF 4" SDR-35, A 22 1/2° BEND, 6" LENGTH OF 4" SDR-35, A COUPLING TO SCH. 40 PIPE, AND A 2' LENGTH OF SCH. 40 PIPE OUTSIDE THE FOUNDATION WALL.

285 Main Street

City : Sewer-Cumberland

TED BERRY
(Co., Inc.)Street :
Tel :
Fax :
Email :**Inspection Report / Inspection: 1**

Date: 8/6/2010	Job # :	Weather : Sunny, dry	Operator :	Section # : 1	Section name :
Present :	Vehicle : Ted Berry Co. Inc.	Camera :	Preset : 0	Cleaned :	Rate :

Street 1 : TUTTLE RD	Map # 1 : 233	From MH : CUC-MNH06443
Street 2 : TUTTLE RD	Map # 2 :	To MH : CUC-MNH06442
City : Sewer-Cumberland	VCR # : TED BERRY COMPANY	Section length : 297.20 ft
Insp. method :	Media # : _1	Joint length : 0.00 ft

Reason of inspection :	Pipe shape : Circular
Section type :	Pipe size : 8 inch
Area : Cumberland	Pipe material : PVC SDR35
	Lining :

Remarks :

1:750 Position

Observation

Photo

285 MAIN
STREET

CUC-MNH06443

0.00

Inspection Start

1_1_1_06082010_113858_A.J
PG

18.30

Tap, at 02 o'clock

1_1_1_06082010_113853_B.J
1_1_2_06082010_114829_A.J
PG

43.70

Tap, at 10 o'clock

1_1_3_06082010_114927_A.J
PG

140.90

Tap, at 10 o'clock

1_1_4_06082010_115121_A.J
PG

149.10

Tap, at 02 o'clock

1_1_5_06082010_115204_A.J
PG

240.10

Tap, at 02 o'clock

1_1_6_06082010_115358_A.J
PG

297.20

Inspection Stop

1_1_7_06082010_115556_A.J
PG

CUC-MNH06442

1_1_7_06082010_115621_B.J
PG

SANITARY SEWER SERVICE LOCATION

Town, City of: Cumberland

Date Installed 12-10-92

Street Rt. 9 - Lawn Ave

Type, Size of Service Pipe 6" SDR 35

Dwelling No. # 314

Connection at Sewer Main 8" x 6" Wye

Occupant _____

Depth, End of Service Pipe _____

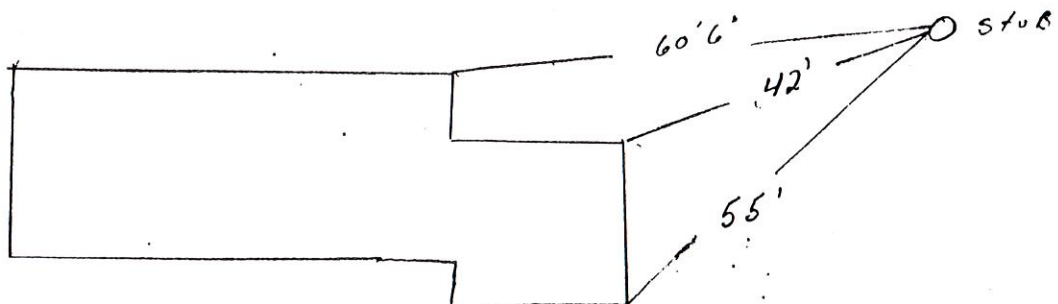
Owner _____

Length of Service Pipe Laid 14 Ft

Measured, Located By _____

Project Contractor A. H. Grover Inc.

LOCATION DIAGRAM



Main Str. Rt 9

Remarks: Inu clu i's Appl. 7 Ft Below ground clu

SANITARY SEWER SERVICE LOCATION

Town, City of: Cumberland

Date Installed 12-10-82

Street Rt. 9 - Lawn Ave

Type, Size of Service Pipe 6" SDR 35

Dwelling No. # 314

Connection at Sewer Main 8" X 6" Wye

Occupant _____

Depth, End of Service Pipe _____

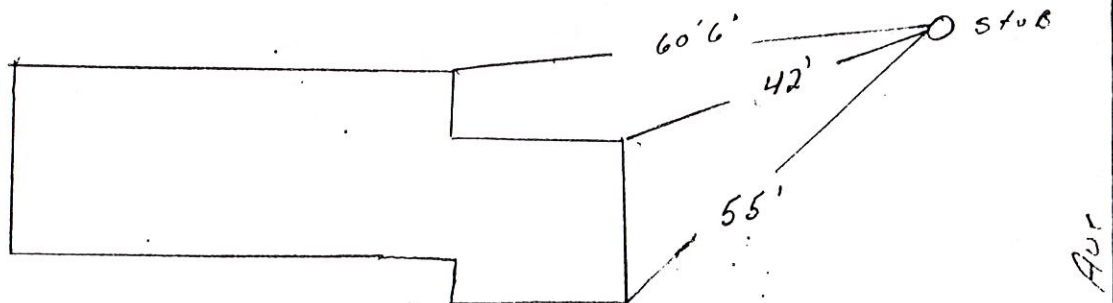
Owner _____

Length of Service Pipe Laid 14 Ft

Measured, Located By _____

Project Contractor A. H. Grover Inc.

LOCATION DIAGRAM



Main Str. Rt 9

Remarks: Inv elev is approx. 7 Ft Below ground elev.

SANITARY SEWER SERVICE LOCATION

Town, City of: Cumberland

Date Installed 12-16-92

Street Rt - 9

Type, Size of Service Pipe 6" SDR 35

Dwelling No. # 317

Connection at Sewer Main 8" X 6" Wye

Occupant _____

Depth, End of Service Pipe _____

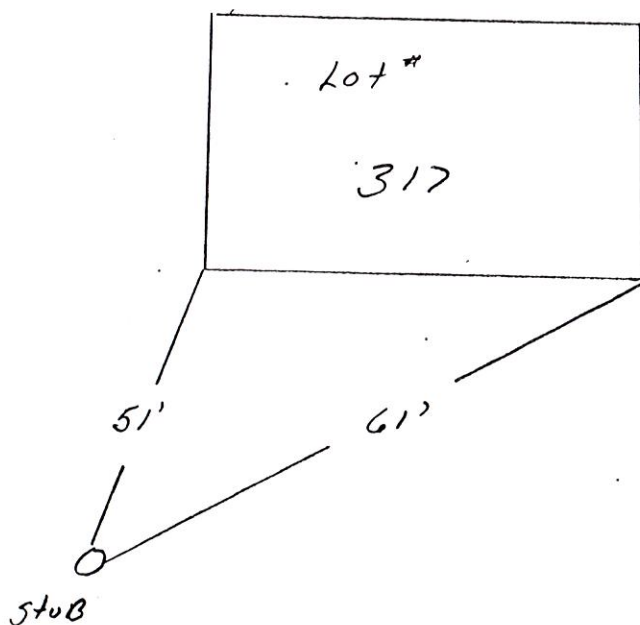
Owner _____

Length of Service Pipe Laid 36 Ft

Measured, Located By House on Lot # 317

Project Contractor A. H. Grover Inc.

LOCATION DIAGRAM



Rt 9

Remarks: Inu elev is Appr. 8ft Below ground elev.

SANITARY SEWER SERVICE LOCATION

Town, City of: Cumberland

Date Installed 12-16-92

Street Rt - 9

Type, Size of Service Pipe 6" SDR 35

Dwelling No. 318 Main St

Connection at Sewer Main 8" X 6" Wyr

Occupant Food Shop

Depth, End of Service Pipe _____

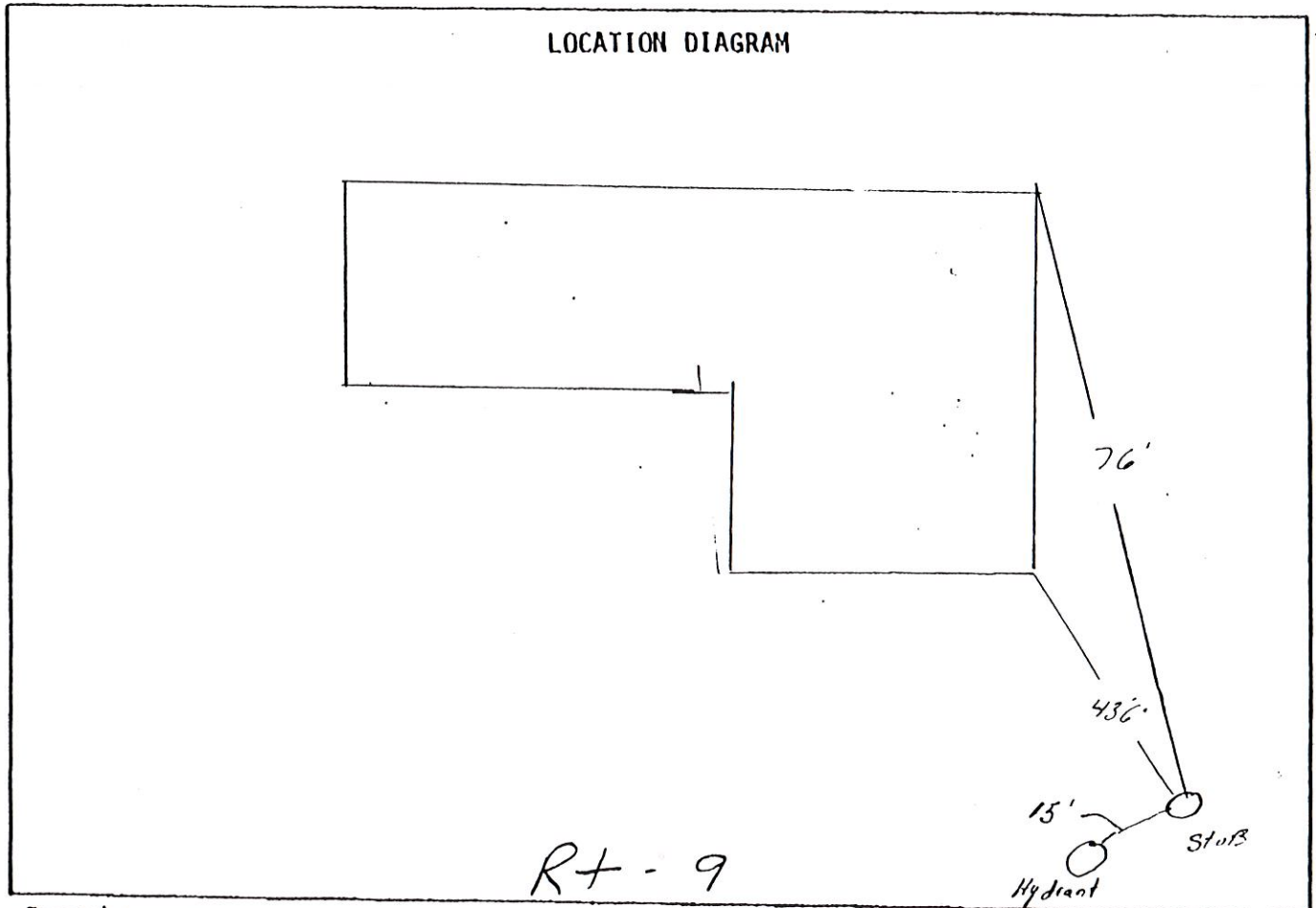
Owner _____

Length of Service Pipe Laid 25 Ft

Measured, Located By Store on lot #

Project Contractor A. H. Grover Inc

LOCATION DIAGRAM



Remarks: Ino elev is Appr 9 Ft Below Ground elev

SANITARY SEWER SERVICE LOCATION

Town, City of: Cumberland

Date Installed 12-16-92

Street Rt - 9

Type, Size of Service Pipe 6" SDR 35

Dwelling No. #319

Connection at Sewer Main 8" x 6" wye

Occupant _____

Depth, End of Service Pipe _____

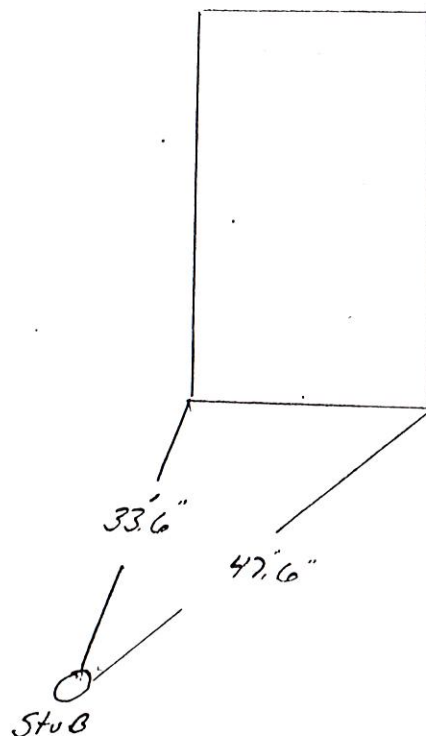
Owner _____

Length of Service Pipe Laid 35 Ft

Measured, Located By House on Lot #319

Project Contractor A. H. Grover Inc.

LOCATION DIAGRAM



Remarks: Inn elev. is Appr 9 ft Below ground elev.

SANITARY SEWER SERVICE LOCATION

Town, City of: Cumberland

Date Installed 12-16-92

Street Rt - 9

Type, Size of Service Pipe 6" SDR 35

Dwelling No. #319

Connection at Sewer Main 8" x 6" wye

Occupant _____

Depth, End of Service Pipe _____

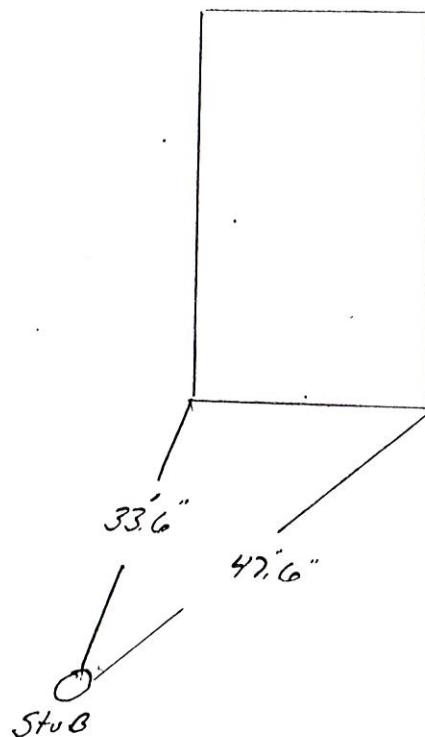
Owner _____

Length of Service Pipe Laid 35 Ft

Measured, Located By House on Lot #319

Project Contractor A. H. Grover Inc.

LOCATION DIAGRAM



Rt - 9

Remarks: Inu elev. is Appr 9 Ft Below ground elev.

SANITARY SEWER SERVICE LOCATION

Town, City of: Cumberland

Date Installed 12-17-92

Street Rt. 9

Type, Size of Service Pipe 6" SDR 35

Dwelling No. 321

Connection at Sewer Main 8" X 6" wye

Occupant Fred + Linda Hicks

Depth, End of Service Pipe _____

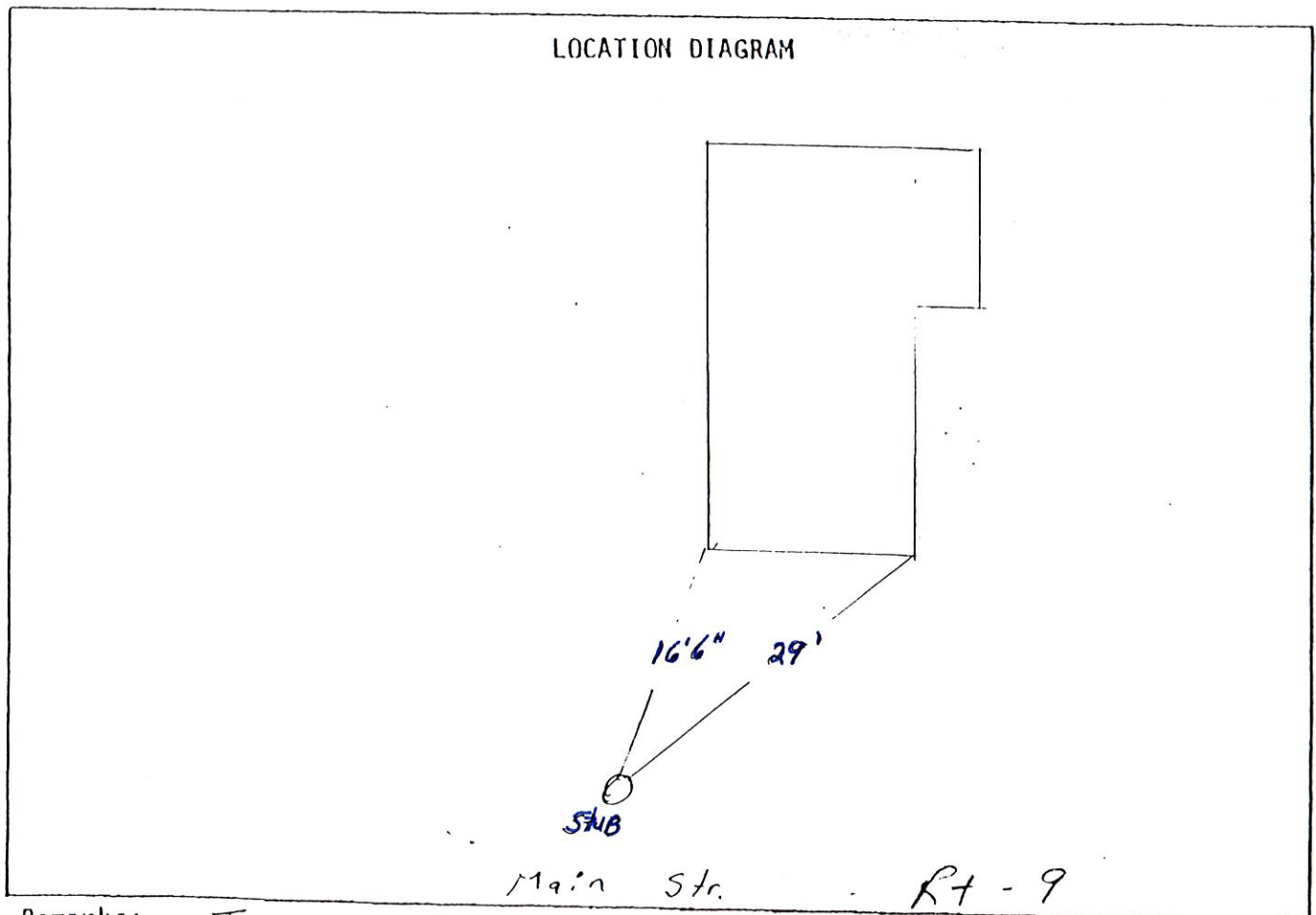
Owner _____

Length of Service Pipe Laid 33 ft

Measured, Located By House on lot #

Project Contractor A. H. Grouse Inc.

LOCATION DIAGRAM



Remarks: Inu elev is Appx 7 Ft Below ground elev.

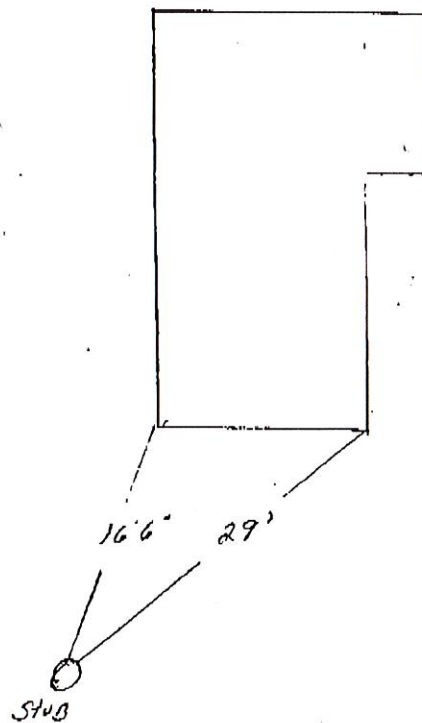
SANITARY SEWER SERVICE LOCATION

Town, City of: CumberlandDate Installed 12-17-92Street Rt. 9Type, Size of Service Pipe 6" SDR 35Dwelling No. 321 Main St.Connection at Sewer Main 8" X 6" wyeOccupant Fred + Linda Hicks

Depth, End of Service Pipe _____

Owner Doug & Carolyn CurrieLength of Service Pipe Laid 33 Ft(Formerly Hicks)Measured, Located By House on Lot #Project Contractor A. H. Glover Inc.

LOCATION DIAGRAM

Remarks: Inu elev is approx 7 Ft Below ground elev.

SANITARY SEWER SERVICE LOCATION

Town, City of: Cumberland EXT Fee Paid

Date Installed 12-17-92

Street Rt. 9

Type, Size of Service Pipe 6" SDR 35

Dwelling No. 321 Main St

Connection at Sewer Main 8" X 6" wye

Occupant Fred + Linda 112-40

Depth, End of Service Pipe _____

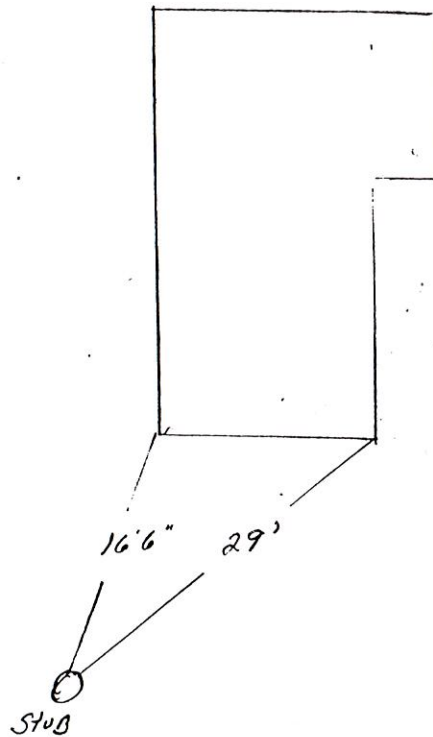
Owner _____

Length of Service Pipe Laid 33 ft

Measured, Located By House on lot #

Project Contractor A. H. Grouer Inc.

LOCATION DIAGRAM



Remarks: Inu clu is Appx 7 ft Below ground clu.

SANITARY SEWER SERVICE LOCATION

Town, City of: Cumberland

Date Installed 12-17-92

Street Rt. 9

Type, Size of Service Pipe 6" SDR 35

Dwelling No. _____

Connection at Sewer Main 8" X 6" wye

Occupant Fred + Linda Marks

Depth, End of Service Pipe _____

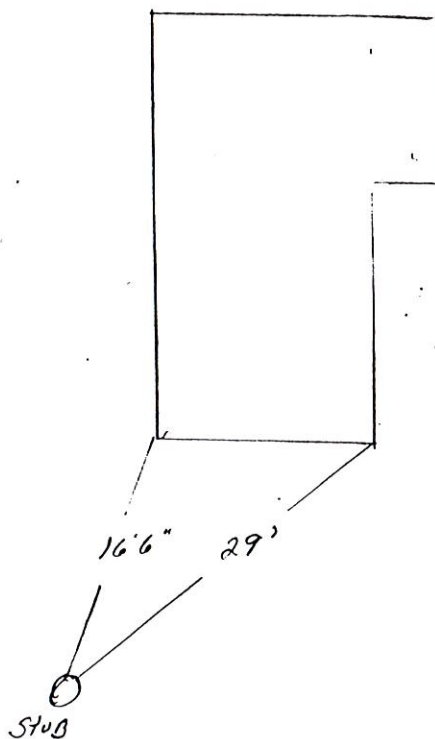
Owner _____

Length of Service Pipe Laid 33 ft

Measured, Located By House on Lot #

Project Contractor A. H. Grouse Inc.

LOCATION DIAGRAM



Main Str. Rt - 9

Remarks: Inu cleu is Appx 7 ft Below ground cleu.

SANITARY SEWER SERVICE LOCATION

Town, City of: Cumberland

Date Installed 12-17-92

Street Rt. 9

Type, Size of Service Pipe 6" SDR 35

Dwelling No. 322 Main St

Connection at Sewer Main 8" X 6" wye

Occupant Dr. Yeo

Depth, End of Service Pipe _____

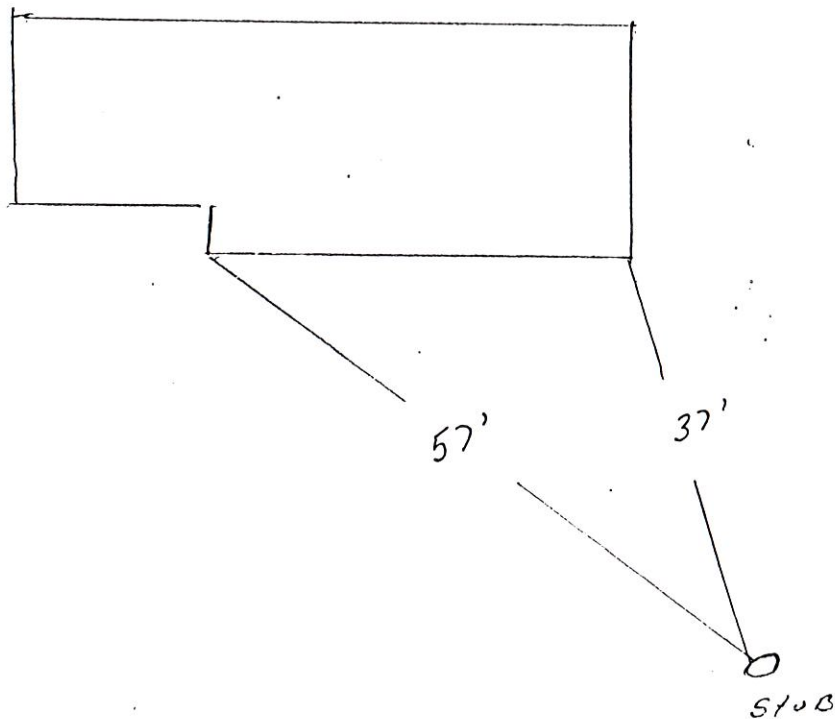
Owner _____

Length of Service Pipe Laid 28 Ft

Measured, Located By House on lot #

Project Contractor A. H. Grover Inc.

LOCATION DIAGRAM



Rt - 9

Remarks: Inv. elev is Appr. 8'6" Below ground elev.

SANITARY SEWER SERVICE LOCATION

Town, City of: Cumberland

Date Installed 12-17-92

Street Rt. 9

Type, Size of Service Pipe 6" SDR 35

Dwelling No. 322 Main St

Connection at Sewer Main 8" X 6" wye

Occupant Dr. Yeo

Depth, End of Service Pipe _____

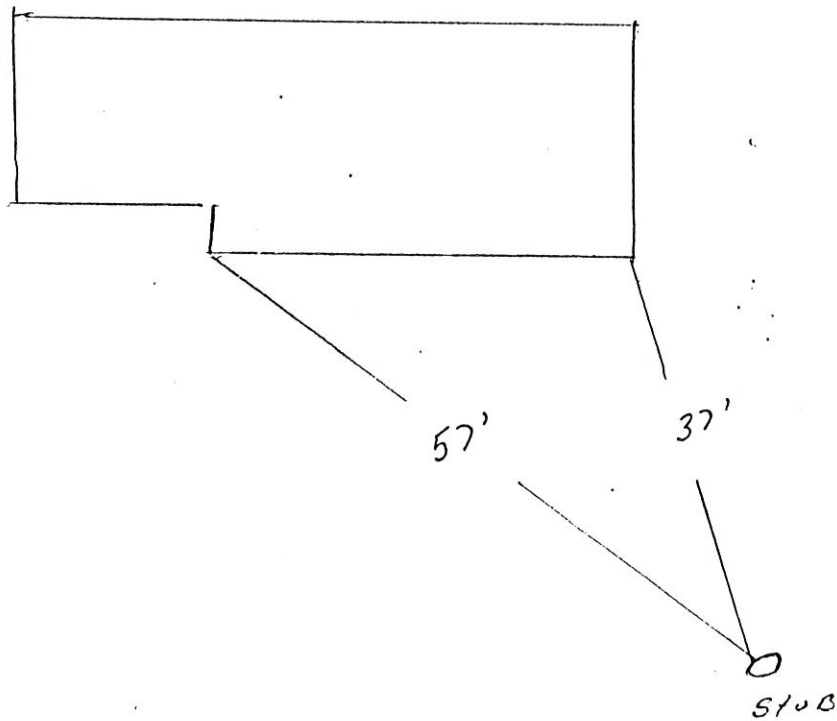
Owner _____

Length of Service Pipe Laid 28 Ft

Measured, Located By House on lot #

Project Contractor A. H. Grover Inc.

LOCATION DIAGRAM



Rt - 9

Remarks: Inv. elev is Appr. 8'6" Below ground elev.

SANITARY SEWER SERVICE LOCATION

Town, City of: Cumberland

Date Installed 12-21-92

Street Rt - 9

Type, Size of Service Pipe 6" SDR 35

Dwelling No. 323 main st

Connection at Sewer Main 8" x 6" wye

Occupant Dr. Foster M. Frost

Depth, End of Service Pipe _____

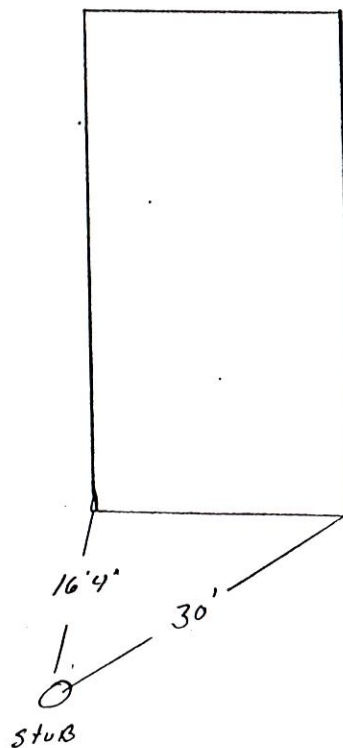
Owner _____

Length of Service Pipe Laid 34 Ft

Measured, Located By House on lot #

Project Contractor A. H. Grover Inc.

LOCATION DIAGRAM



Rt - 9

Remarks: Inu. elev is approx 8 Ft below ground elev.

SANITARY SEWER SERVICE LOCATION

Town, City of: Cumberland

Date Installed 12-21-92

Street Rt - 9

Type, Size of Service Pipe 6" SDR 35

Dwelling No. 323 Main St

Connection at Sewer Main 8" x 6" wye

Occupant Michael Dr. Foster Frost

Depth, End of Service Pipe _____

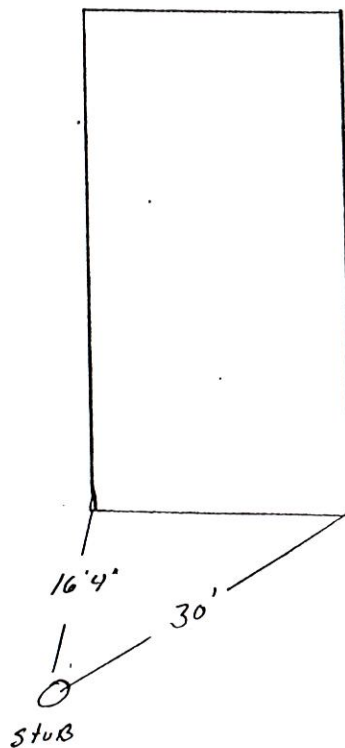
Owner _____

Length of Service Pipe Laid 34 Ft

Measured, Located By House on Lot #

Project Contractor A. H. Grover Inc.

LOCATION DIAGRAM



Rt - 9

Remarks: Inu. elev. is approx 8 Ft below ground elev.

SANITARY SEWER SERVICE LOCATION

Town, City of: Cumberland

Date Installed 12-21-92

Street Rt-9

Type, Size of Service Pipe 6" SDR 35

Dwelling No. 324 Main St

Connection at Sewer Main 8" x 6" wye

Occupant _____

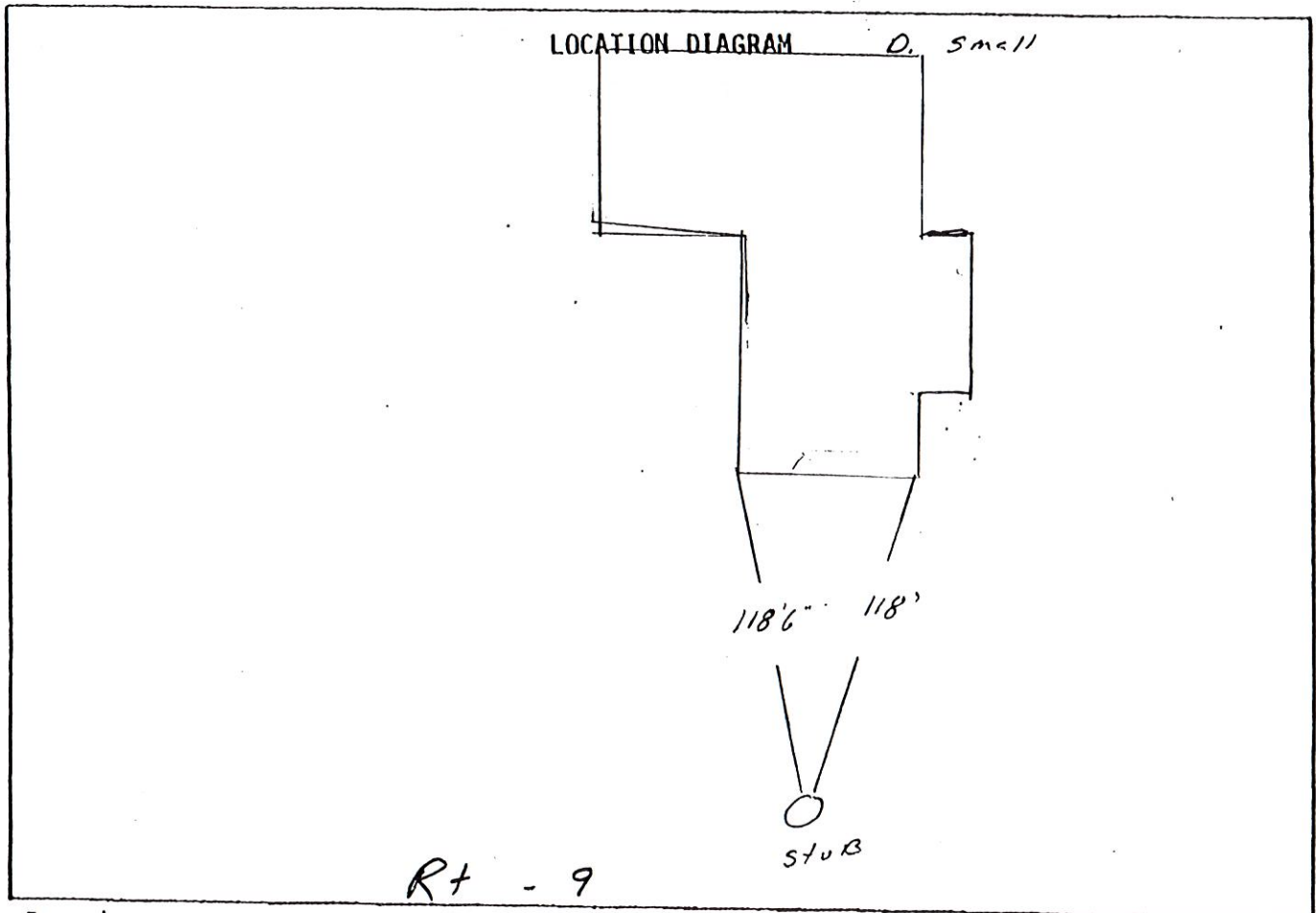
Depth, End of Service Pipe _____

Owner David Small

Length of Service Pipe Laid 24 Ft

Measured, Located By House on Lot #

Project Contractor A. H. Grover Inc.



Remarks: Inv elev is Appx. 7 Ft Below ground elev.

SANITARY SEWER SERVICE LOCATION

Town, City of: Cumberland

Date Installed 12-21-92

Street Rt - 9

Type, Size of Service Pipe 6" SDR 35

Dwelling No. 324 Main St

Connection at Sewer Main 8" X 6" wye

Occupant _____

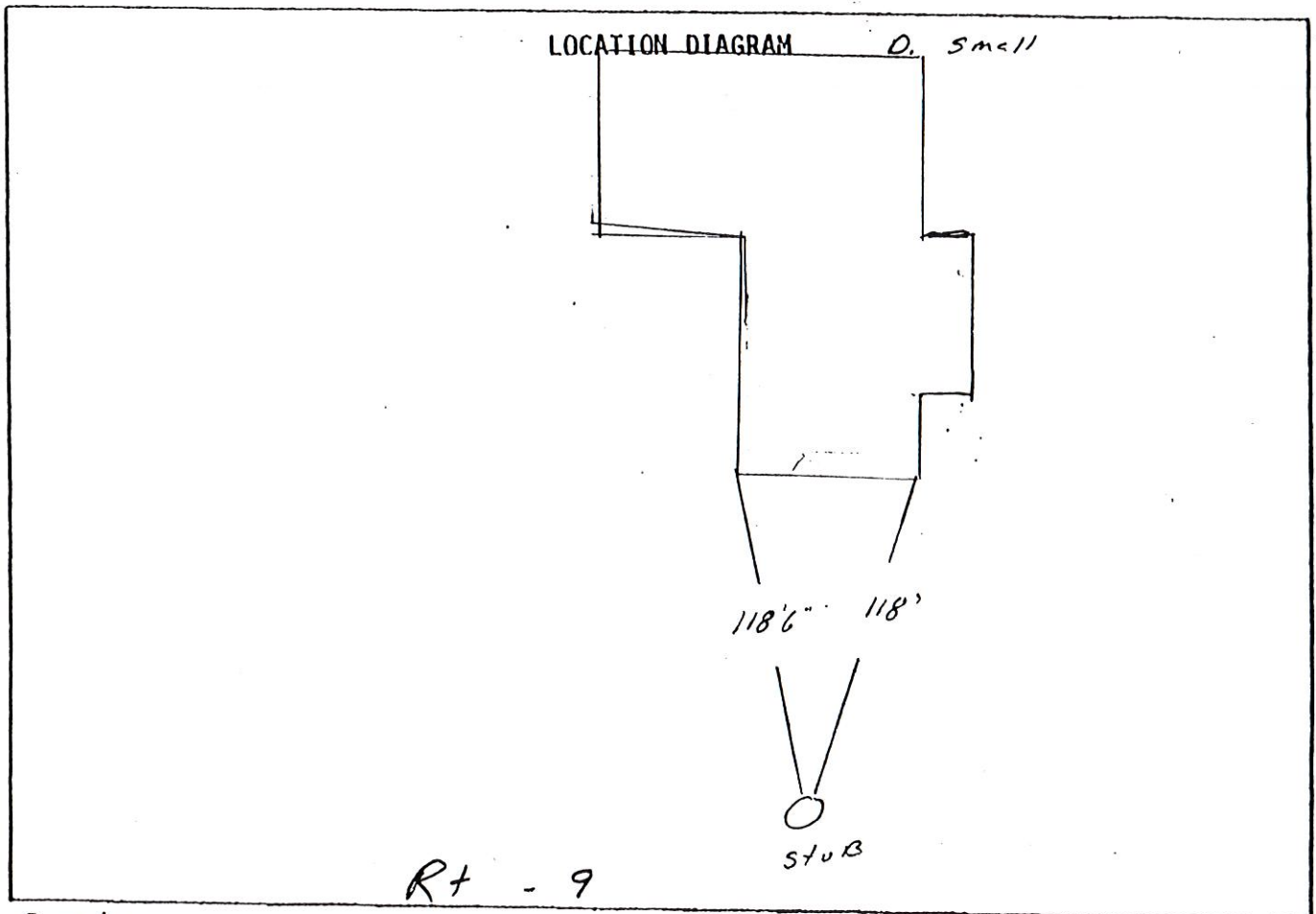
Depth, End of Service Pipe _____

Owner David Small

Length of Service Pipe Laid 24 Ft

Measured, Located By House on lot #

Project Contractor A. H. Grover Inc.



Remarks: Inv elev is approx. 7 ft below ground elev.

16th July

Reg # 2004 290 3816

Aug 20
start 05:45 AM.

#340-2870

SANITARY SEWER SERVICE LOCATION

Town, City of: Cum Berland

Date Installed 12-21-92

Street Rt - 9

Type, Size of Service Pipe 6" SDR 35

Dwelling No. # 326

Connection at Sewer Main 8" x 6" wye

Occupant Dr. Howard R. Relyea

Depth, End of Service Pipe _____

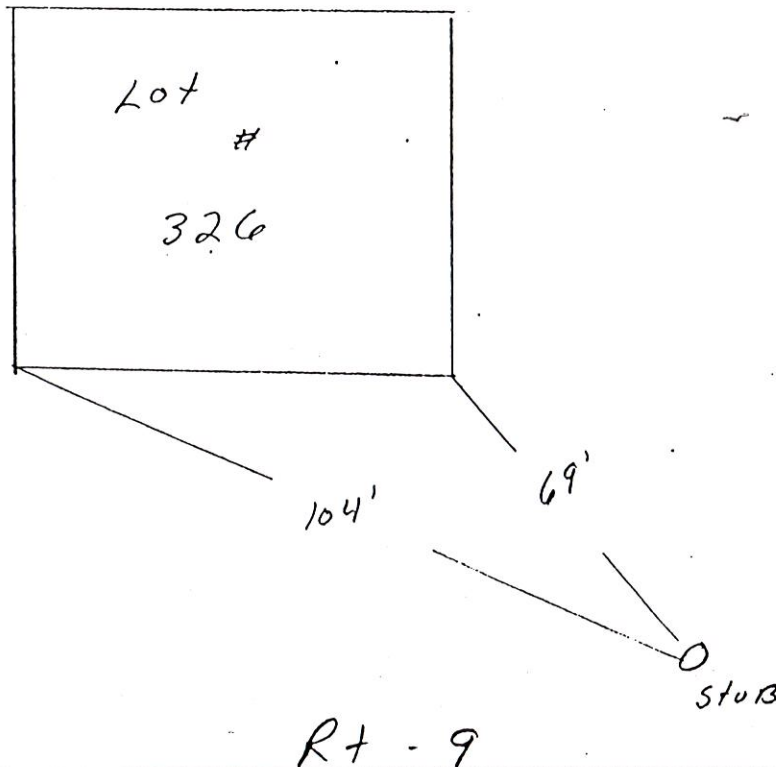
Owner _____

Length of Service Pipe Laid 28 Ft

Measured, Located By Office on Lot #326

Project Contractor A. H. Grover Inc.

LOCATION DIAGRAM



Remarks: Inu elev is Appx 9 Ft Below ground elev.

SANITARY SEWER SERVICE LOCATION

Town, City of: Cum Berland

Date Installed 12-21-92

Street Rt - 9

Type, Size of Service Pipe 6" SDR 35

Dwelling No. # 326

Connection at Sewer Main 8" x 6" wye

Occupant Dr. Partyka

Depth, End of Service Pipe _____

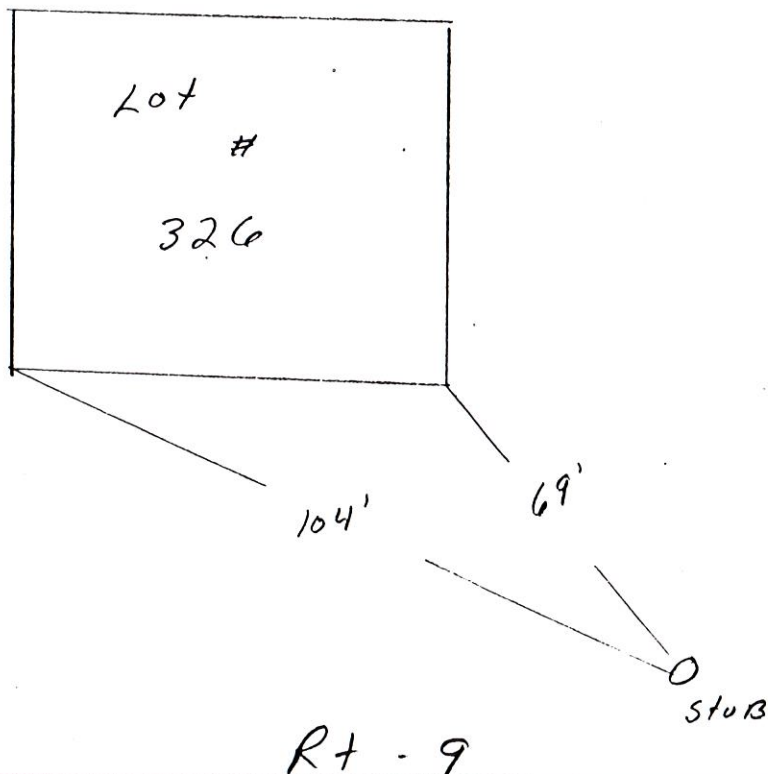
Owner _____

Length of Service Pipe Laid 28 Ft

Measured, Located By Office on Lot #326

Project Contractor A. H. Grover Inc.

LOCATION DIAGRAM



Remarks: Inu elev is Appx 9 Ft Below ground elev.

SANITARY SEWER SERVICE LOCATION

Town, City of: Cum Berland

Date Installed 12-21-92

Street Rt - 9

Type, Size of Service Pipe 6" SDR 35

Dwelling No. # 326

Connection at Sewer Main 8" x 6" wye

Occupant Dr. Partyka

Depth, End of Service Pipe _____

Owner _____

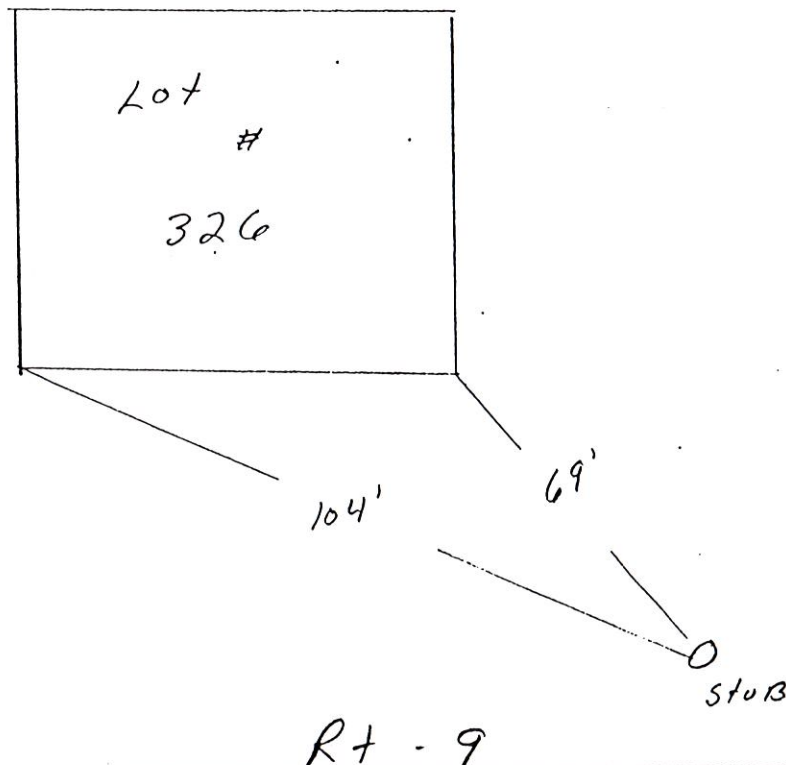
Length of Service Pipe Laid 28 Ft

Measured, Located By Office on Lot #326

Project Contractor

A. H. Grover Inc.

LOCATION DIAGRAM



Remarks: Inu elev is approx 9 ft below ground elev.

SANITARY SEWER SERVICE LOCATION

Town, City of: Cumberland

Date Installed 11-30-92

Street Rt - 9

Type, Size of Service Pipe 6" SDR 35

Dwelling No. #329

Connection at Sewer Main 8" X 6" wye

Occupant Tar diff

Depth, End of Service Pipe _____

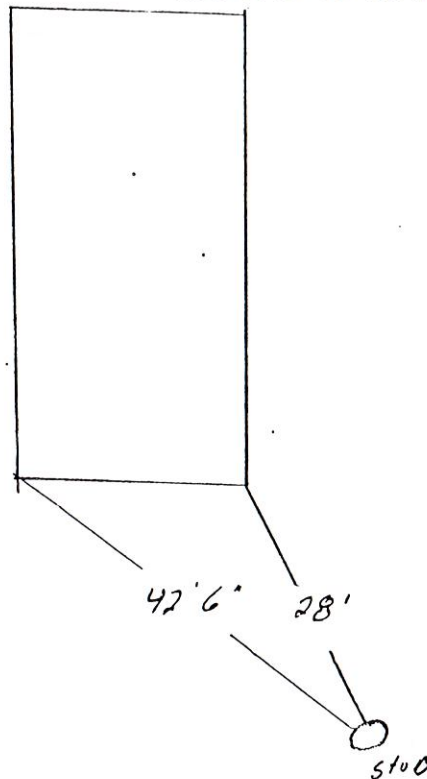
Owner _____

Length of Service Pipe Laid 58 ft

Measured, Located By House on lot #329

Project Contractor A. H. Glover Inc.

LOCATION DIAGRAM



Main Str. - Rt - 9

Remarks: Inv elev is Appx. 7 Ft Below ground elev

SANITARY SEWER SERVICE LOCATION

Town, City of: Cumberland

Date Installed 11-30-92

Street Rt - 9

Type, Size of Service Pipe 6" SDR 35

Dwelling No. # 332

Connection at Sewer Main 8" XL" Wye

Occupant _____

Depth, End of Service Pipe _____

Owner _____

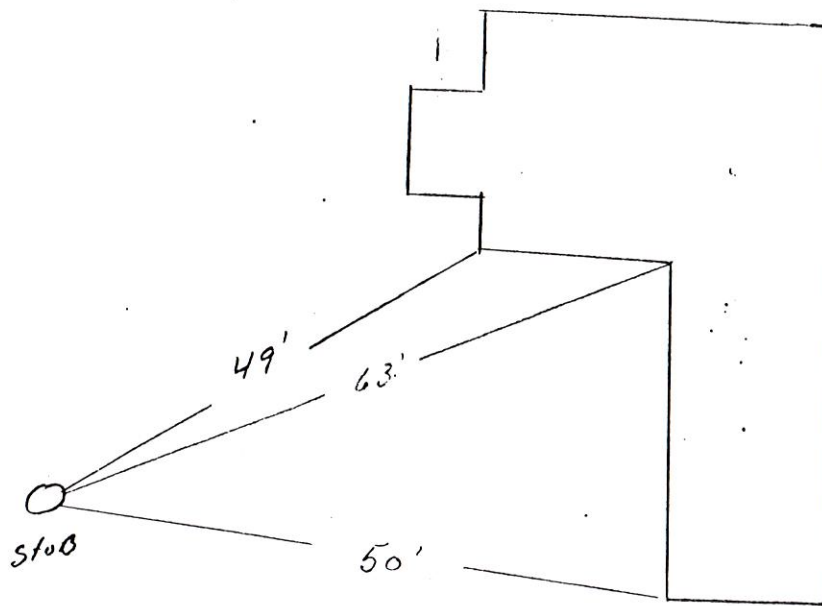
Length of Service Pipe Laid 28 Ft

Measured, Located By House on Lot #332

Project Contractor A. H. Grover Inc.

LOCATION DIAGRAM

Cottage Farm's



Rt - 9 Main Str.

Remarks: Inu elev is Appx 7 Ft Below ground elev.

SANITARY SEWER SERVICE LOCATION

Town, City of: Cumberland

Date Installed 11-30-92

Street Rt - 9

Type, Size of Service Pipe 6" SDR 35

Dwelling No. # 332

Connection at Sewer Main 8" x 6" Wye

Occupant _____

Depth, End of Service Pipe _____

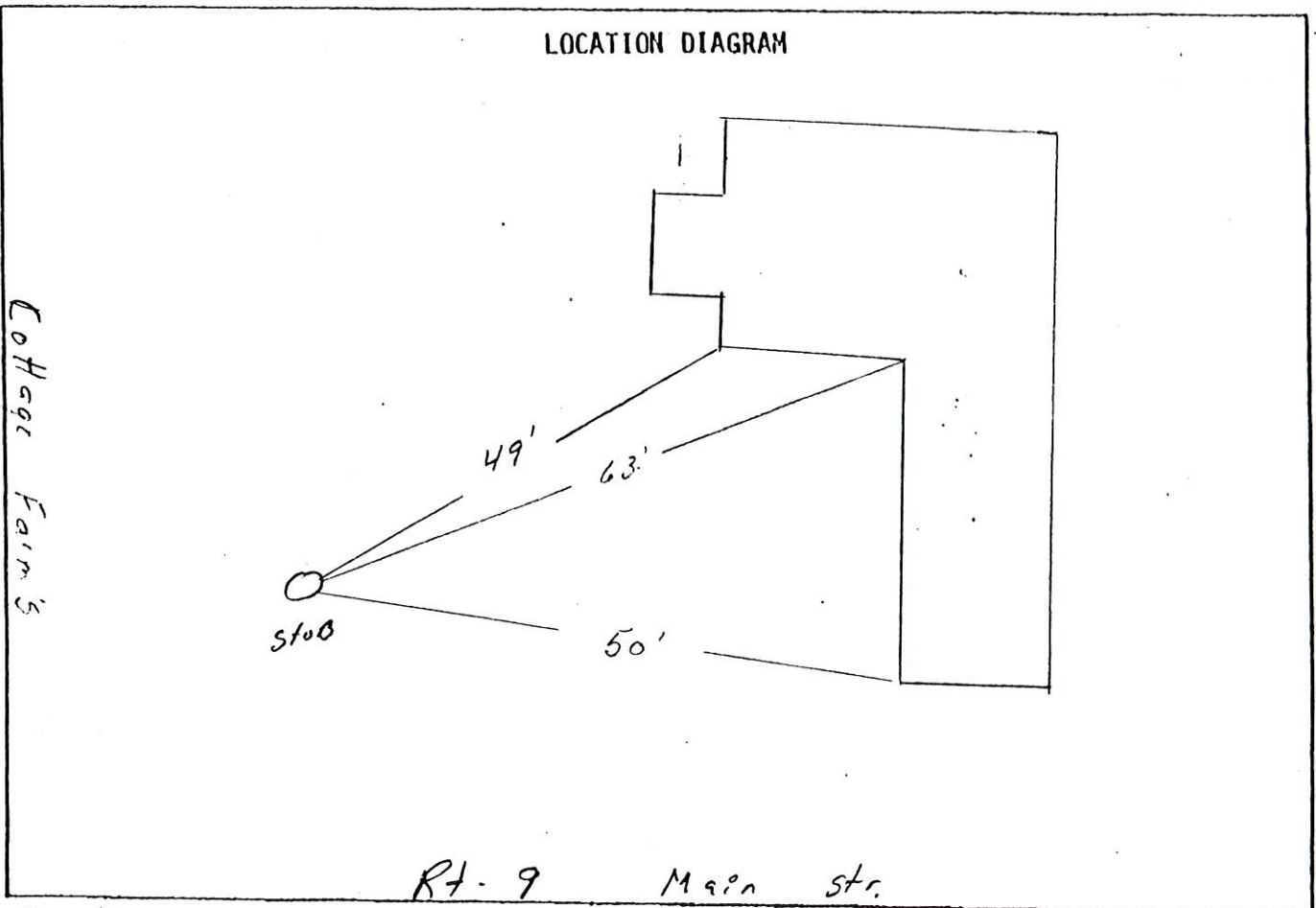
Owner _____

Length of Service Pipe Laid 28 Ft

Measured, Located By House on Lot #332

Project Contractor A. H. Grover Inc.

LOCATION DIAGRAM



Remarks: Inu elev is approx 7 ft below ground elev.

CAMERING CHECK LIST

NAME James Treadwell

DATE 8/19/03

JOB LOCATION

393 main str Cumberland

TECH Richard P. Wertz

CIRCLE ONE

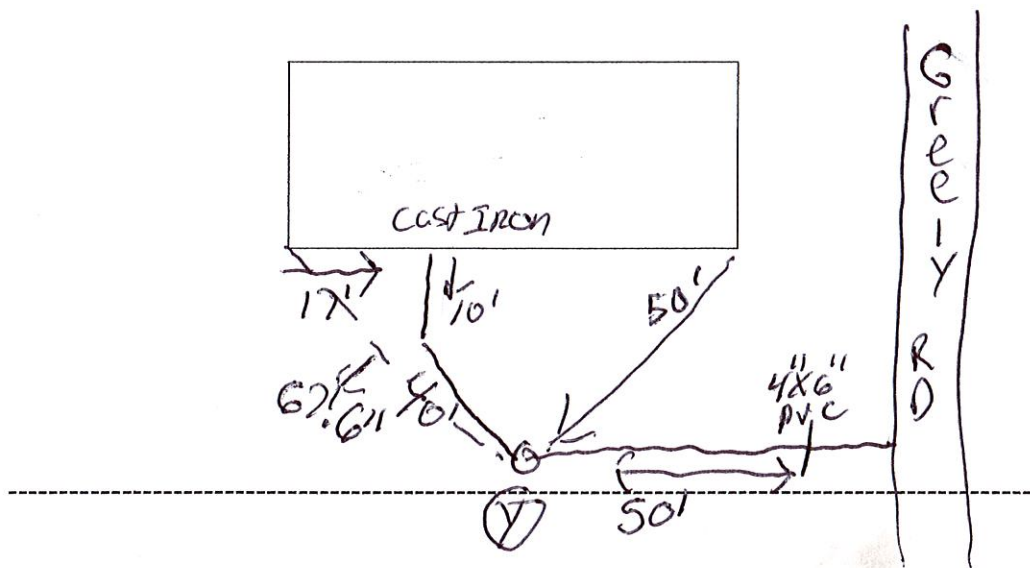
- ☐ HOUSETRAP RODDING WYE BOTH
- ☐ FINISHED BASEMENT UNFINISHED BASEMENT

WRITE IN

- ☐ LENGTH OF SEWER-----
- ☐ LOCATION OF SEWER LEAVING HOUSE LOOKING FROM STREET

- ☐ IF WE HAVE TO BREAK UP FLOOR IN BASEMENT WOULD THERE BE ANY OBJECTS IN THE WAY EXPLAIN?

DRAW A PICTURE OF HOUSE LOOKING FROM ROAD WITH LANDSCAPING SHOW WHERE YOU THINK THE SEWER RUNS.



SANITARY SEWER SERVICE LOCATION

Town, City of: CUMBERLAND

Date Installed 6/13/83

Type, Size of Service Pipe 6" PVC

Connection at Sewer Main WVE, MH155+110'

Depth, End of Service Pipe 5'

Length of Service Pipe Laid 18.5'

Measured, Located By _____

Street CORNER OF GREELY & MAIN ST

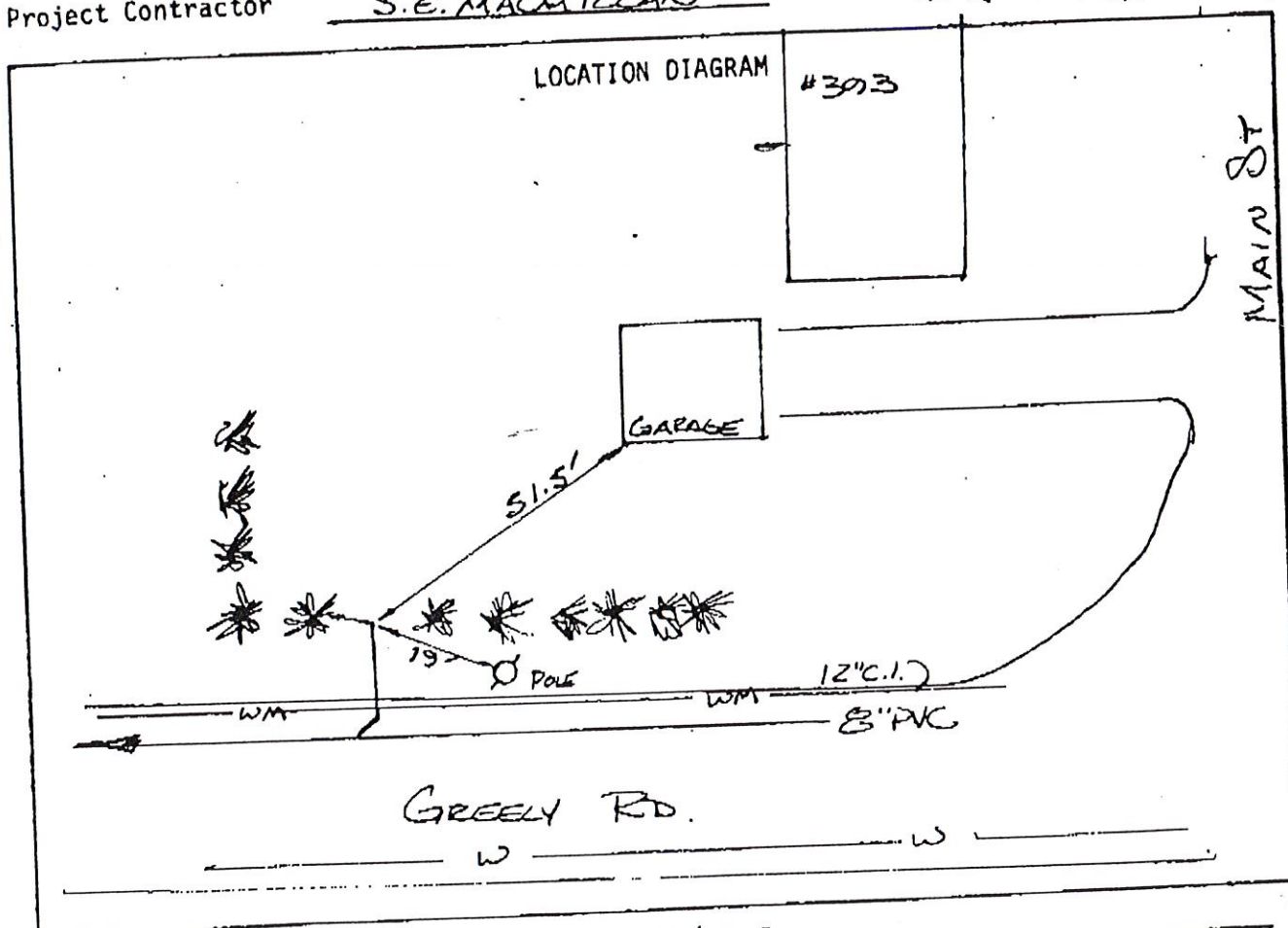
Dwelling No. 393 MAIN ST.

Occupant _____

Owner William Hill

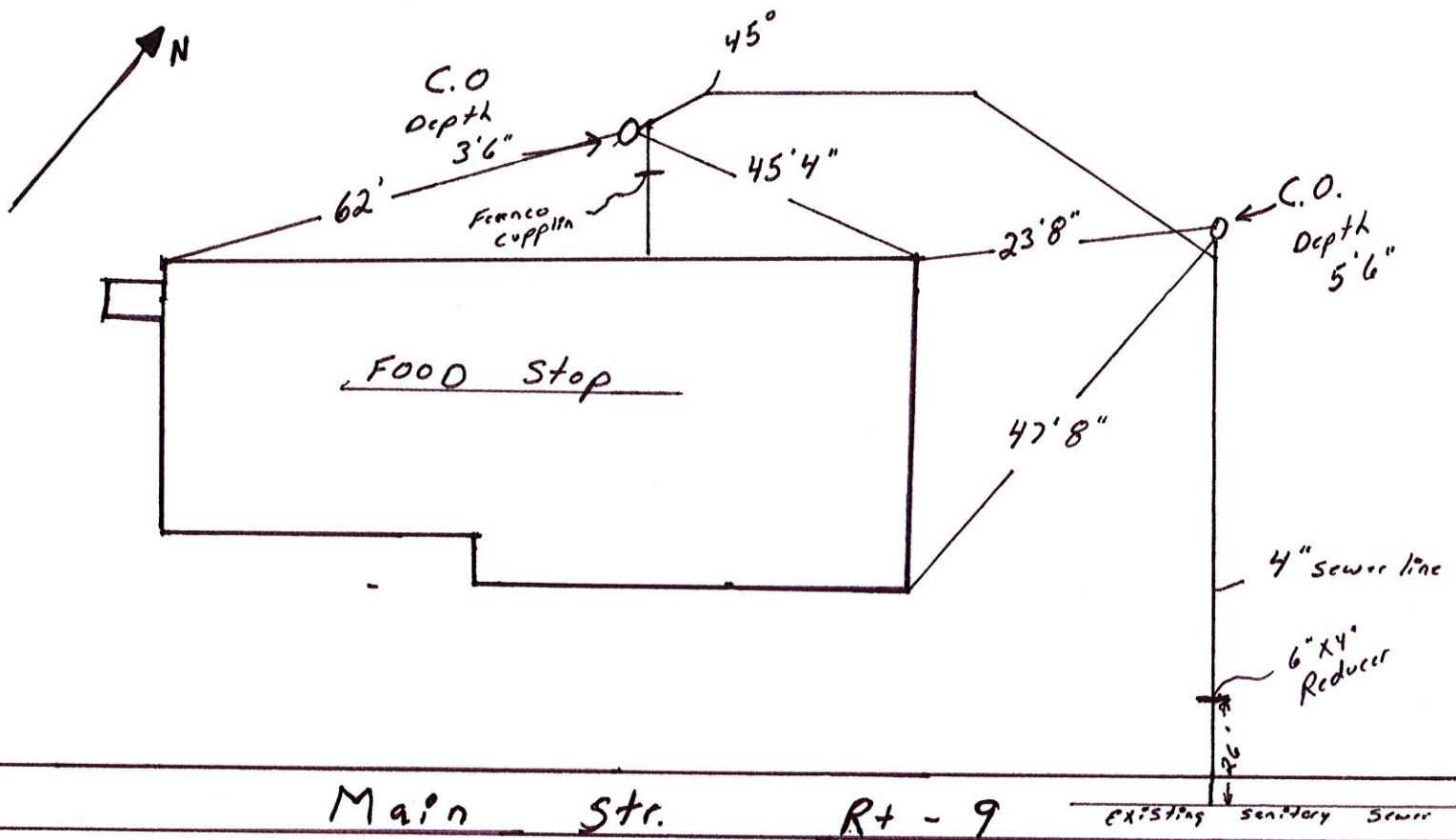
Project Contractor S.E. MACMILLAN

C-6-C993



Remarks: OVER 12" C.I. WATER MAIN

Appr. 137 Ft of 4" Sewer line



NAME. Food Stop

ADDRESS. Main Street

CONTRACTOR. Storey Brothers

DATE. 3 - 23 - 93

SANITARY SEWER SERVICE LOCATION

Town, City of: Cumberland

Date Installed 11-25-92

Street Rt. 9

Type, Size of Service Pipe 6" SDR 35

Dwelling No. _____

Connection at Sewer Main 8" x 6" wye

Occupant _____

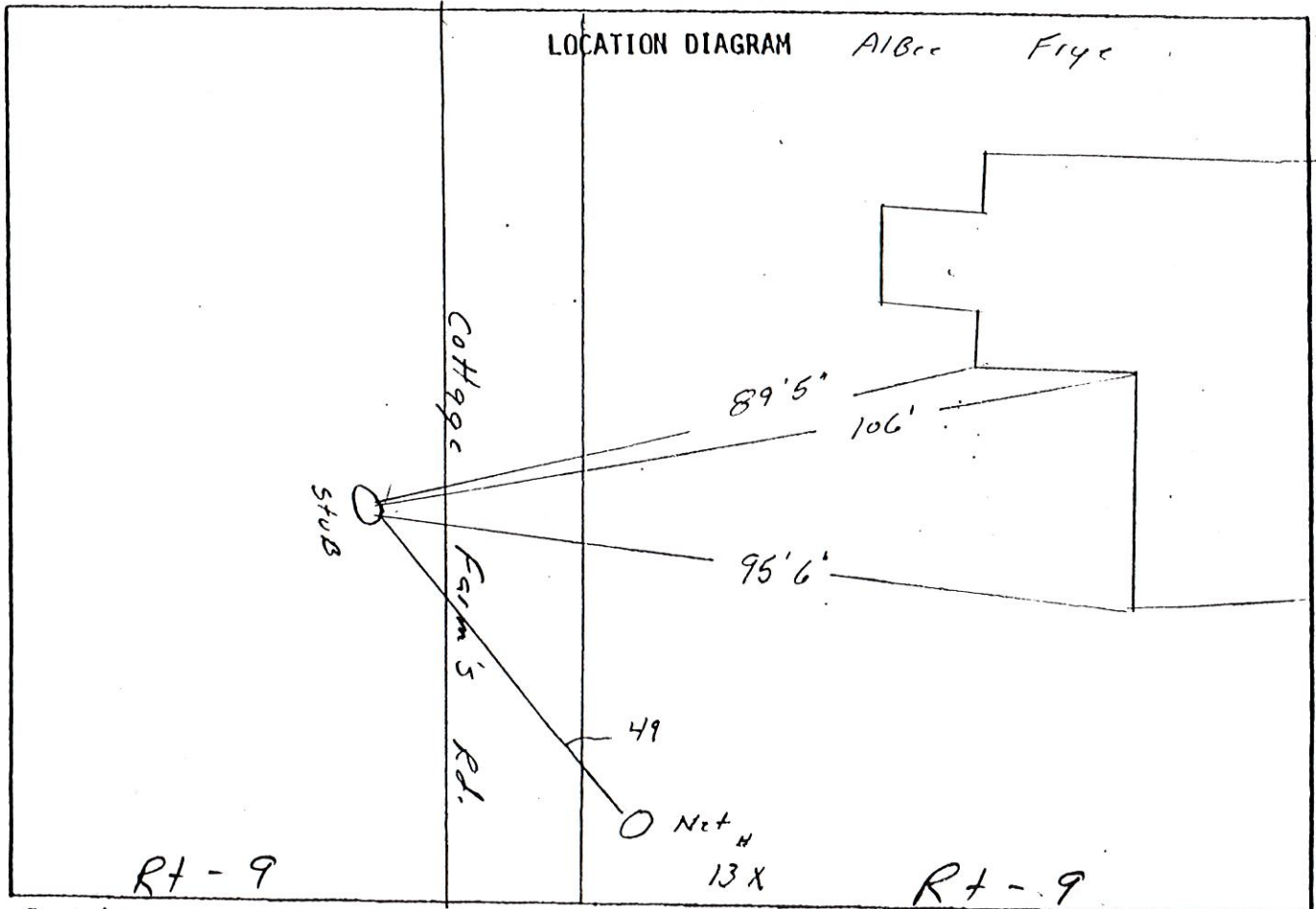
Depth, End of Service Pipe _____

Owner _____

Length of Service Pipe Laid 18 Ft

Measured, Located By House on Lot # 332

Project Contractor A. H. Grover Inc.



Remarks: Inu elev is approx 8 ft below ground elev

SANITARY SEWER SERVICE LOCATION

Town, City of: Cumberland

Date Installed 11-25-92

Street Rt. 9

Type, Size of Service Pipe 6" SDR 35

Dwelling No. _____

Connection at Sewer Main 8" x 6" wye

Occupant _____

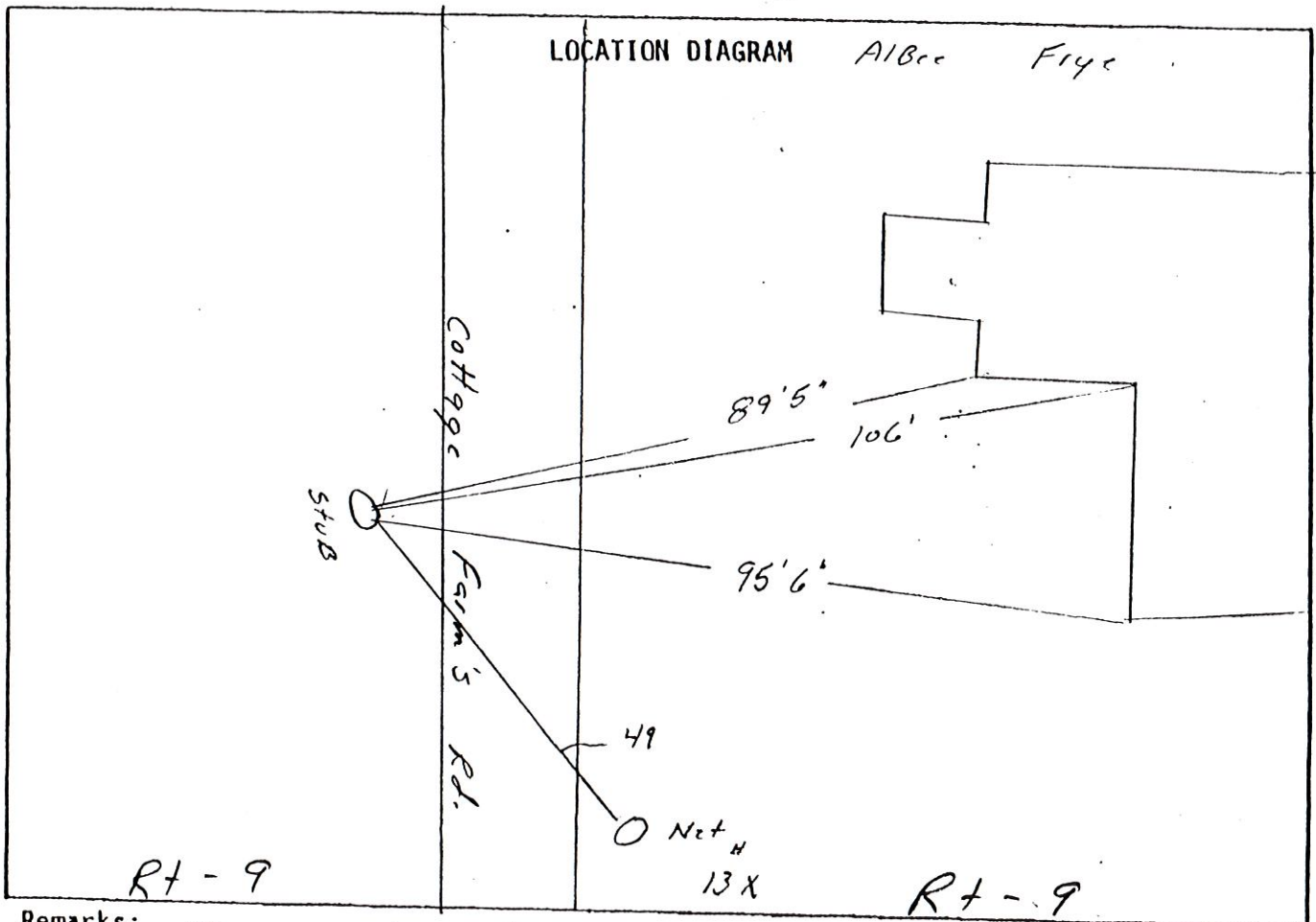
Depth, End of Service Pipe _____

Owner _____

Length of Service Pipe Laid 18 Ft


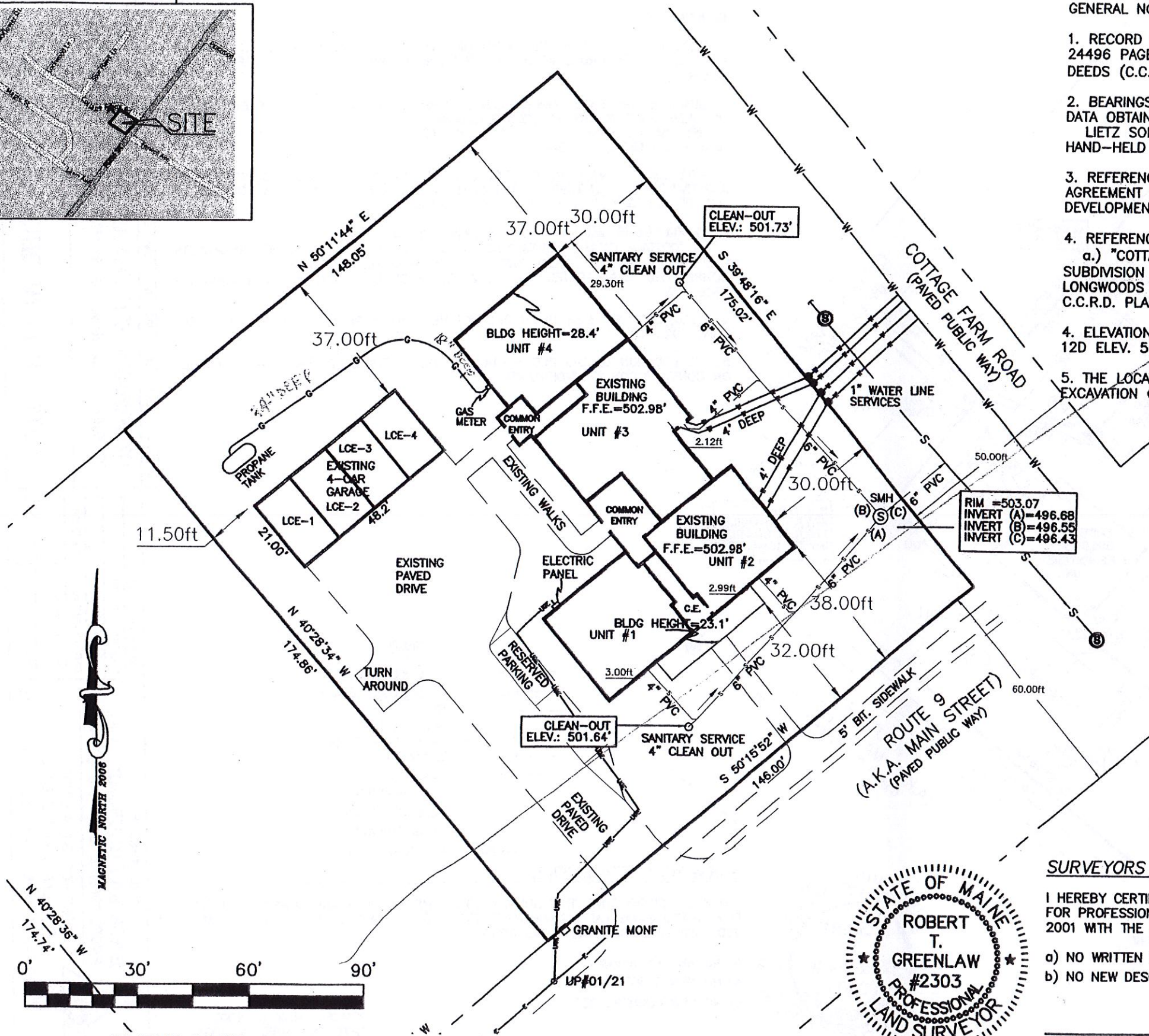
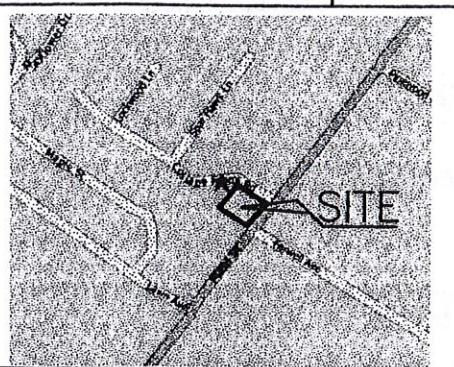
Measured, Located By House on Lot # 332

Project Contractor A. H. Grover Inc.



Remarks: Inu elev is Appx 8 Ft Below ground elev

SITE LOCATION MAP:



GENERAL NOTES:

1. RECORD OWNER OF PARCEL: COTTAGE FARM DEVELOPMENT LLC, BOOK 24496 PAGE 278 AS RECORDED IN THE CUMBERLAND COUNTY REGISTRY OF DEEDS (C.C.R.D.).
2. BEARINGS ARE BASED UPON PLAN REFERENCE 4a, ADDITIONAL SURVEY DATA OBTAINED UTILIZING THE FOLLOWING EQUIPMENT:
LIETZ SOKKISHA SET 3 TOTAL STATION, LIETZ SDR 33 DATA COLLECTOR, HAND-HELD MAGNETIC COMPASS.
3. REFERENCE IS MADE TO THE FOLLOWING DOCUMENT: CONTRACT ZONING AGREEMENT BETWEEN TOWN OF CUMBERLAND AND COTTAGE FARM DEVELOPMENT, LLC, RECORDED IN C.C.R.D. BOOK 24507 PAGE 291.
4. REFERENCE IS MADE TO THE FOLLOWING PLANS:
a.) "COTTAGE FARM CONDOMINIUMS, ROUTE 9, CUMBERLAND, MAINE, SUBDIVISION PLAN," BY SYTDESIGN CONSULTANTS, PO BOX 86A, 160 LONGWOODS ROAD, CUMBERLAND, MAINE, DATED DEC. 1, 2005, RECORDED IN C.C.R.D. PLAN BOOK 206 PAGE 673.
4. ELEVATIONS ARE BASE UPON PROJECT BENCHMARK PK NAIL SET IN POLE 12D ELEV. 502.32.
5. THE LOCATION OF UTILITIES SHOULD BE FIELD VERIFIED BEFORE ANY EXCAVATION OR CONSTRUCTION IS UNDERTAKEN.

LEGEND

- Property line
- UGE — Underground Electric
- Street line
- Sanitary line
- S — Sewer Line On Site
- W — Water Line
- Unit Delimiter
- Water Shut Off
- Sewer Manhole
- A.K.A. Also Known As

SURVEYORS STATEMENT:

I HEREBY CERTIFY THAT THIS SURVEY CONFORMS TO THE MAINE BOARD OF LICENSURE FOR PROFESSIONAL LAND SURVEYORS' STANDARDS OF PRACTICE AS ADOPTED APRIL 01, 2001 WITH THE FOLLOWING EXCEPTIONS:

- a) NO WRITTEN REPORT
- b) NO NEW DESCRIPTION

ROBERT T. GREENLAW P.L.S., #2303
V. PRESIDENT BACK BAY BOUNDARY, INC.

REVISED: MAY 11, 2007
DATE: DECEMBER 4, 2006

REVISION 1: 05/11/2007 - UPDATED AS-BUILT INFORMATION, ADDED SHEET 2

CONDOMINIUM PLAT AND AS-BUILT SURVEY PLAN
COTTAGE FARM ROAD & ROUTE 9 CUMBERLAND, MAINE

FOR: COTTAGE FARM DEVELOPMENT LLC.


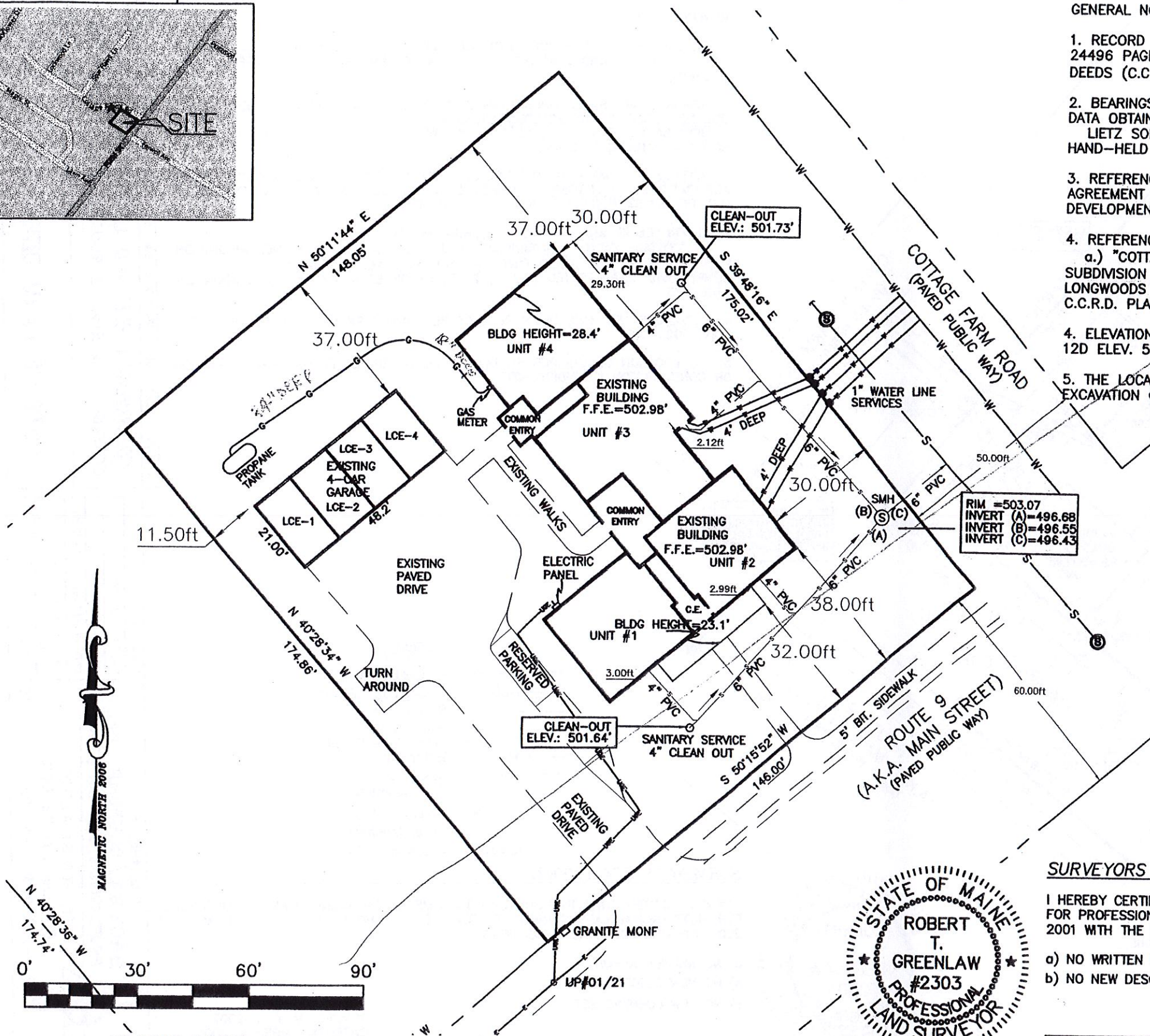
DRAWN BY: DMD
CHECKED BY: RTG
SCALE: 1"=30'
DATE OF SURVEY: 12/04/2006
JOB NUMBER: 2006106
SHEET: 1 OF 2

PREPARED BY:
BACK BAY BOUNDARY, INC.
PROFESSIONAL LAND SURVEYING
643 FOREST AVENUE
PORTLAND, MAINE 04101
207-774-2855 FAX 207-347-4346



DRAWER: 2006 NO: 106

SITE LOCATION MAP:



GENERAL NOTES:

1. RECORD OWNER OF PARCEL: COTTAGE FARM DEVELOPMENT LLC, BOOK 24496 PAGE 278 AS RECORDED IN THE CUMBERLAND COUNTY REGISTRY OF DEEDS (C.C.R.D.).
2. BEARINGS ARE BASED UPON PLAN REFERENCE 4a, ADDITIONAL SURVEY DATA OBTAINED UTILIZING THE FOLLOWING EQUIPMENT:
LIETZ SOKKISHA SET 3 TOTAL STATION, LIETZ SDR 33 DATA COLLECTOR, HAND-HELD MAGNETIC COMPASS.
3. REFERENCE IS MADE TO THE FOLLOWING DOCUMENT: CONTRACT ZONING AGREEMENT BETWEEN TOWN OF CUMBERLAND AND COTTAGE FARM DEVELOPMENT, LLC, RECORDED IN C.C.R.D. BOOK 24507 PAGE 291.
4. REFERENCE IS MADE TO THE FOLLOWING PLANS:
a.) "COTTAGE FARM CONDOMINIUMS, ROUTE 9, CUMBERLAND, MAINE, SUBDIVISION PLAN," BY SYTDESIGN CONSULTANTS, PO BOX 86A, 160 LONGWOODS ROAD, CUMBERLAND, MAINE, DATED DEC. 1, 2005, RECORDED IN C.C.R.D. PLAN BOOK 206 PAGE 673.
4. ELEVATIONS ARE BASE UPON PROJECT BENCHMARK PK NAIL SET IN POLE 12D ELEV. 502.32.
5. THE LOCATION OF UTILITIES SHOULD BE FIELD VERIFIED BEFORE ANY EXCAVATION OR CONSTRUCTION IS UNDERTAKEN.

LEGEND

- Property line
- UGE — Underground Electric
- Street line
- Sanitary line
- S — Sewer Line On Site
- W — Water Line
- Unit Delimiter
- Water Shut Off
- Sewer Manhole
- A.K.A. Also Known As

SURVEYORS STATEMENT:

I HEREBY CERTIFY THAT THIS SURVEY CONFORMS TO THE MAINE BOARD OF LICENSURE FOR PROFESSIONAL LAND SURVEYORS' STANDARDS OF PRACTICE AS ADOPTED APRIL 01, 2001 WITH THE FOLLOWING EXCEPTIONS:

- a) NO WRITTEN REPORT
- b) NO NEW DESCRIPTION

ROBERT T. GREENLAW P.L.S., #2303
V. PRESIDENT BACK BAY BOUNDARY, INC.

REVISED: MAY 11, 2007
DATE: DECEMBER 4, 2006

PREPARED BY:
BACK BAY BOUNDARY, INC.
PROFESSIONAL LAND SURVEYING

643 FOREST AVENUE
PORTLAND, MAINE 04101

207-774-2855 FAX 207-347-4346

DRAWER: 2006 NO: 106

DRAWN BY: DMD

CHECKED BY: RTG

SCALE: 1"=30'

DATE OF SURVEY: 12/04/2006

JOB NUMBER: 2006106

SHEET: 1 OF 2

REVISION 1

REVISION 1: 05/11/2007— UPDATED AS-BUILT INFORMATION, ADDE SHEET 2

CONDOMINIUM PLAT AND AS-BUILT SURVEY PLAN
COTTAGE FARM ROAD & ROUTE 9 CUMBERLAND, MAINE

FOR:

COTTAGE FARM DEVELOPEMENT LLC.

Karole / Bea

384 MAIN ST

Stub on Karole Ln.

2' down from M.H.

5 1/2' deep

8" x 6" wye

